



US00D364922S

United States Patent [19]

[11] Patent Number: **Des. 364,922**

Bierman

[45] Date of Patent: ****Dec. 5, 1995**

[54] ANCHOR PAD

[76] Inventor: **Steven F. Bierman**, 143 Eighth St., Del Mar, Calif. 92014

[**] Term: **14 Years**

[21] Appl. No.: **22,528**

[22] Filed: **May 6, 1994**

Related U.S. Application Data

[63] Continuation-in-part of Ser. No. 121,942, Sep. 15, 1993, which is a continuation-in-part of Ser. No. 34,340, Mar. 19, 1993, Pat. No. 5,354,282.

[52] U.S. Cl. **D24/128; D24/189**

[58] Field of Search **D24/130, 189; 604/179, 180; 128/DIG. 26**

[56] References Cited

U.S. PATENT DOCUMENTS

- 2,525,398 10/1950 Collins .
- 2,533,961 12/1950 Rousseau et al. .
- 3,046,984 7/1962 Eby 604/180
- 3,064,648 11/1962 Bujan .
- 3,167,072 1/1965 Stone et al. .
- 3,677,250 7/1972 Thomas D24/189 X
- 3,856,020 12/1974 Kovac .
- 3,900,026 8/1975 Wagner .
- 3,973,565 8/1976 Steer .
- 4,129,128 12/1978 McFarlane .
- 4,133,307 1/1979 Ness 604/180 X
- 4,142,527 3/1979 Garcia 604/180
- 4,161,177 7/1979 Fuchs .
- 4,224,937 9/1980 Gordon .
- 4,250,880 2/1981 Gordon .
- 4,316,461 2/1982 Marais et al. .
- 4,326,519 4/1982 D'Alo et al. .
- 4,362,156 12/1982 Feller, Jr. et al. .
- 4,449,975 5/1984 Perry .

- 4,453,933 6/1984 Speaker .
- 4,474,559 10/1984 Steiger .
- 4,480,639 11/1984 Peterson et al. .
- 4,633,863 1/1987 Filips et al. .
- 4,711,636 12/1987 Bierman .
- 4,742,824 5/1988 Payton et al. .
- 4,823,789 4/1989 Beisung, III D24/189 X
- 4,852,844 8/1989 Villaveces .
- 4,857,058 8/1989 Payton .
- 4,863,432 9/1989 Kvalo .
- 4,880,412 11/1989 Weiss .
- 4,897,082 1/1990 Erskine .
- 4,898,587 2/1990 Mera .
- 4,919,654 4/1990 Kalt .
- 4,955,864 9/1990 Hajduch .
- 4,976,700 12/1990 Tollini .
- 5,037,397 8/1991 Kalt et al. .
- 5,147,322 9/1992 Bowen et al. 604/180
- 5,192,273 3/1993 Bierman et al. .
- 5,192,274 3/1993 Bierman .
- 5,304,146 4/1994 Johnson et al. 604/180
- 5,314,411 5/1994 Bierman et al. .

FOREIGN PATENT DOCUMENTS

- 2063679 11/1980 United Kingdom .

Primary Examiner—Louis S. Zarfaz

Assistant Examiner—I. Simmons

Attorney, Agent, or Firm—Knobbe, Martens, Olson & Bear

[57] CLAIM

The ornamental design for an anchor pad, as shown and described.

DESCRIPTION

FIG. 1 is a bottom perspective view of an anchor pad showing my new design; FIG. 2 is a top plan view thereof; and, FIG. 3 is a top perspective view thereof.

1 Claim, 1 Drawing Sheet

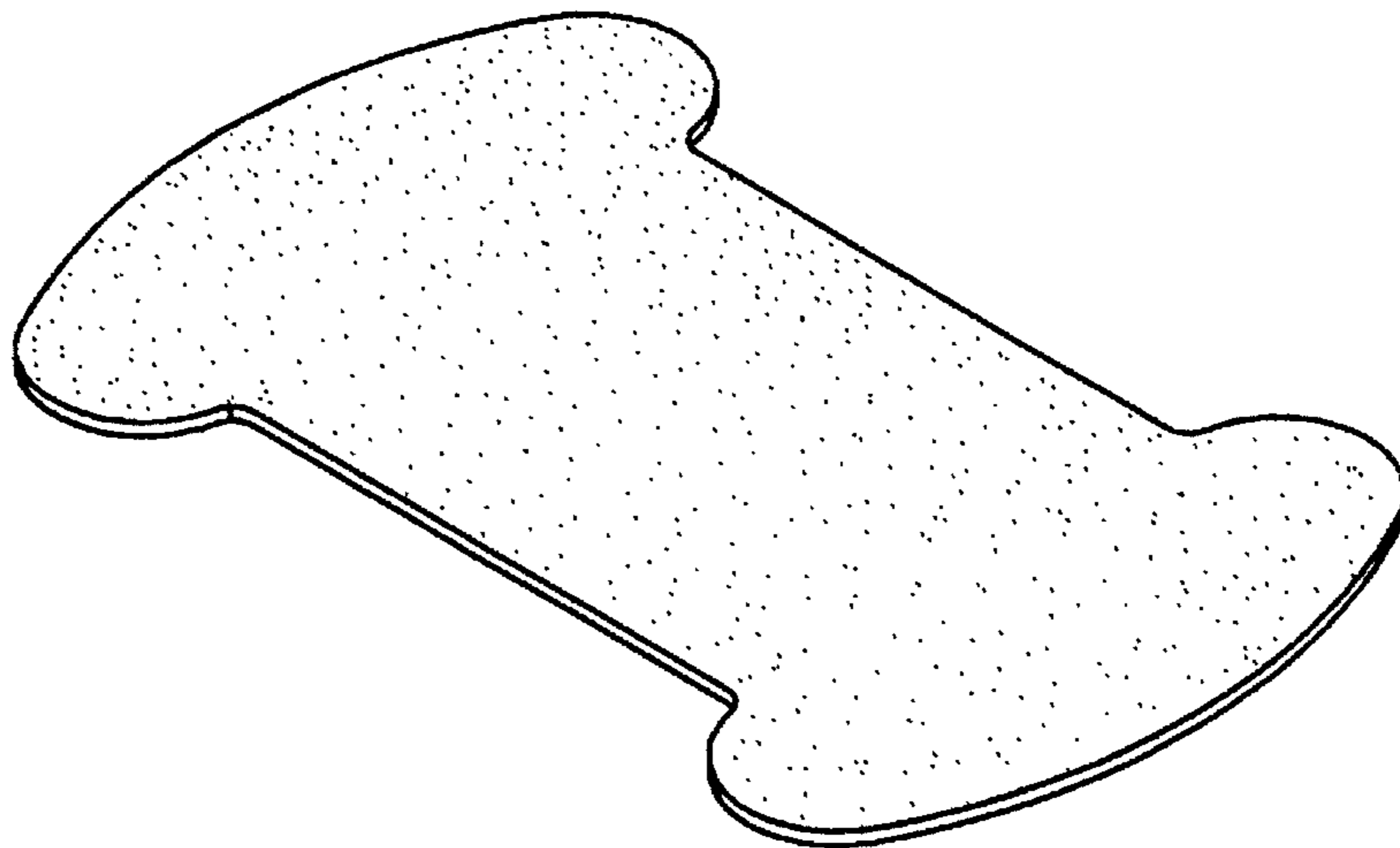


FIG. 1

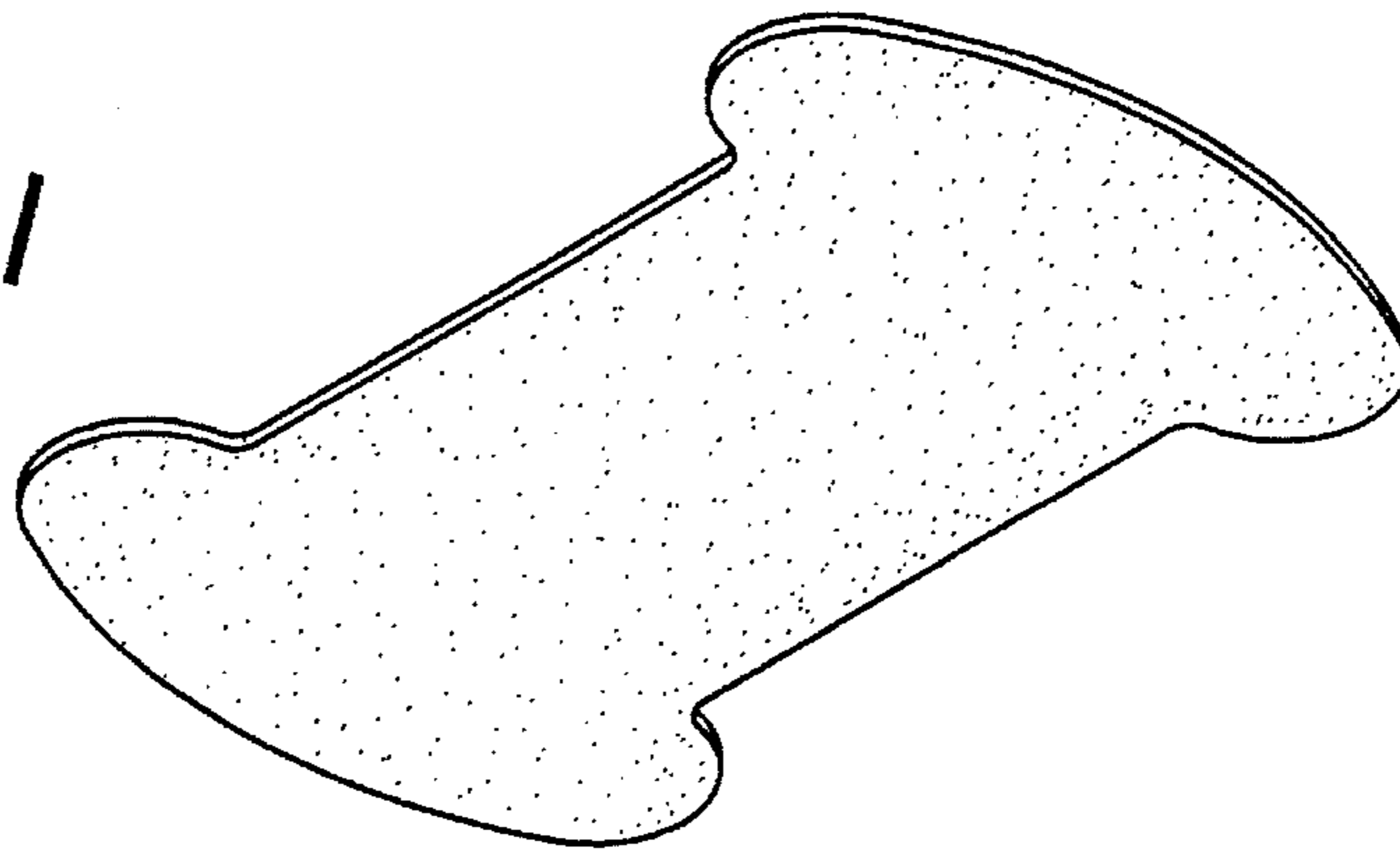


FIG. 2

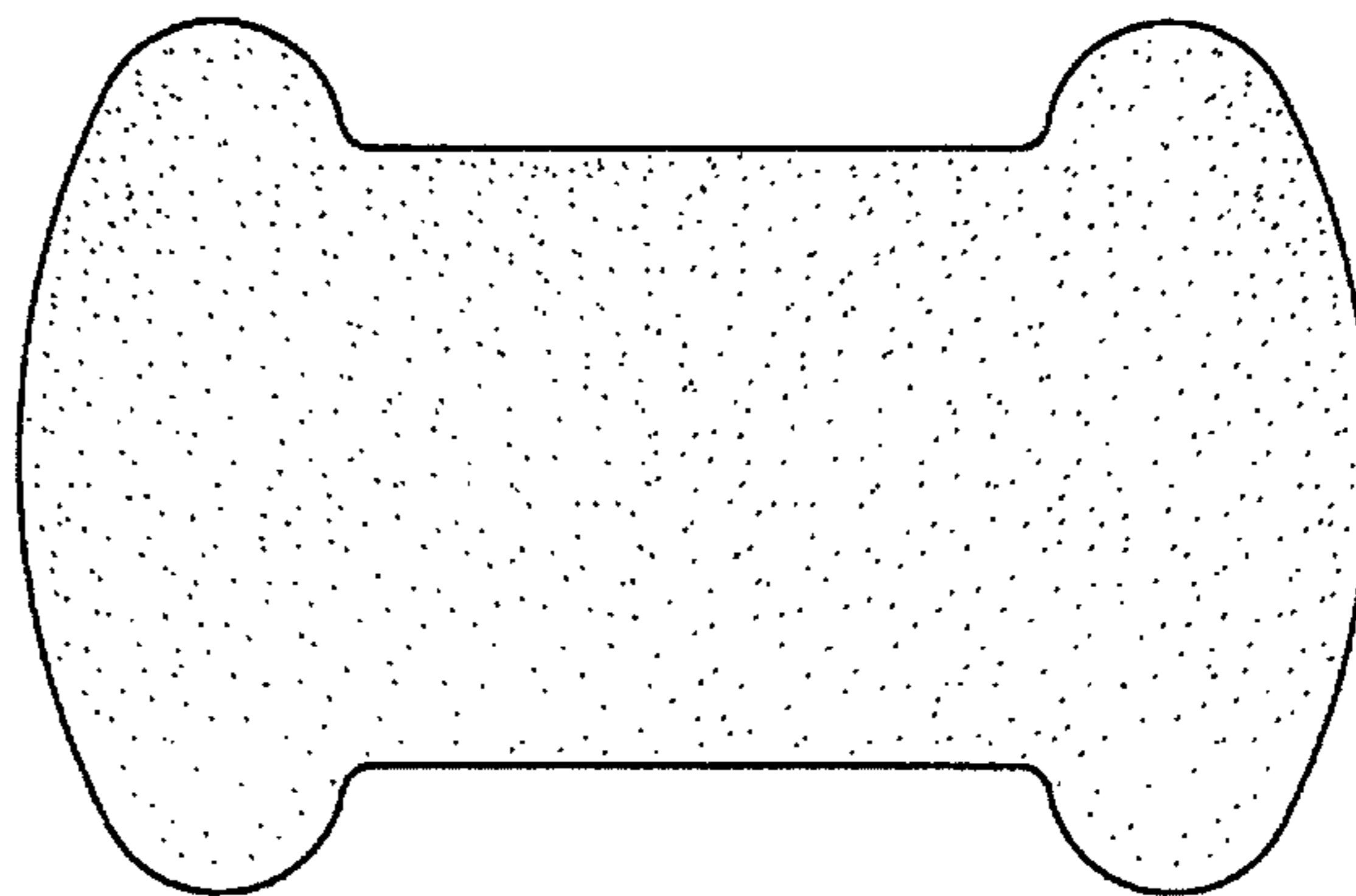


FIG. 3

