



US00D364920S

United States Patent [19]
Amborski

[11] **Patent Number: Des. 364,920**
[45] **Date of Patent: **Dec. 5, 1995**

[54] **FIREWOOD CRIB**

5,167,564 12/1992 Lord 211/34 X

[76] Inventor: **Dale J. Amborski**, 910 Burrige Ct.,
Libertyville, Ill. 60048

[**] Term: **14 Years**

[21] Appl. No.: **19,090**

[22] Filed: **Feb. 23, 1994**

[52] U.S. Cl. **D23/410; D6/477**

[58] **Field of Search** D6/396, 397, 404,
D6/449, 450, 451, 477-479, 480; 108/27;
211/13, 34, 49.1; 248/127, 146, 158; D23/410,
499

[56] **References Cited**

U.S. PATENT DOCUMENTS

D. 194,311	1/1963	Bochory	D6/451
D. 236,921	9/1975	Lovis	D7/372
D. 252,123	6/1979	Searcy	D6/450
D. 263,360	3/1982	Sroub	D6/480 X
D. 293,747	1/1988	Metzdorf	D6/470 X
D. 320,513	10/1991	Atkins	D6/397
2,786,727	3/1957	Nordmark	108/27
2,991,932	7/1961	Block	232/43.2
4,333,574	6/1982	Christy, Sr.	211/49.1 X

OTHER PUBLICATIONS

The Home Craftsman, Jun. 1949, p. 13, Plant Husbandry
Box.

Primary Examiner—Alan P. Douglas
Assistant Examiner—Cathron B. Matta
Attorney, Agent, or Firm—James P. Hanrath

[57] **CLAIM**

The ornamental design for a firewood crib, as shown and
described.

DESCRIPTION

FIG. 1 is a perspective view of my firewood crib;
FIG. 2 is a front view of the firewood crib shown in FIG. 1,
the back view being a mirror opposite thereof;
FIG. 3 is a side view of the firewood crib shown in FIG. 1,
the opposite side being a mirror image thereof;
FIG. 4 is a top plan view of the firewood crib shown in FIG.
1, and,
FIG. 5 is a bottom view of the firewood crib shown in FIG.
1.

1 Claim, 2 Drawing Sheets




FIG. 1




FIG. 2




FIG. 3

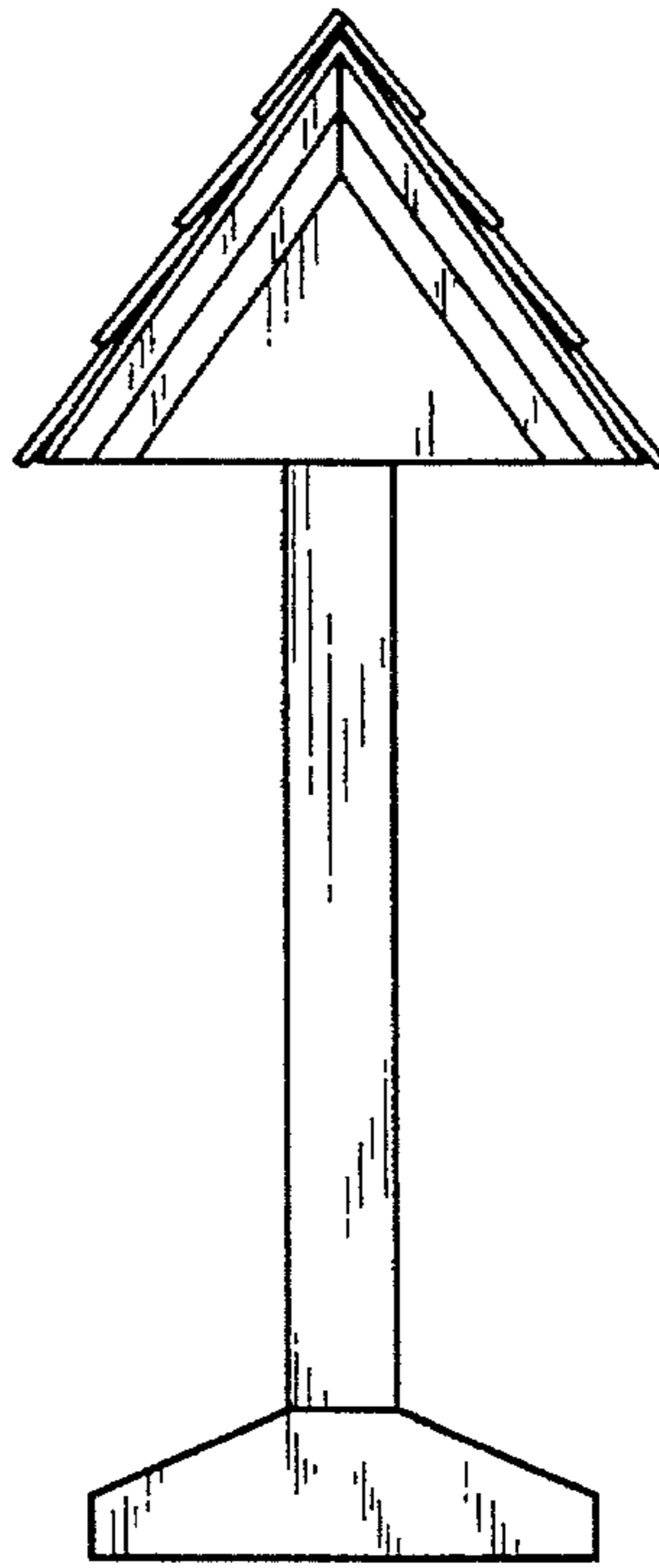


FIG. 4

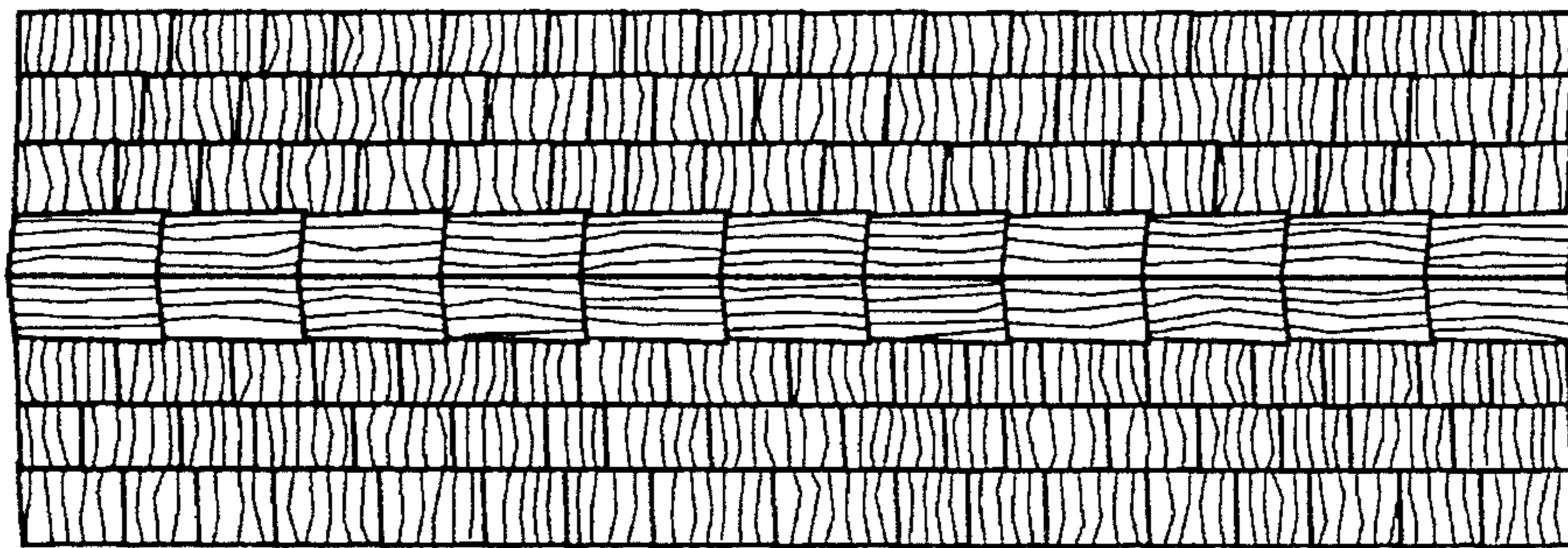


FIG. 5

