



US00D364892S

United States Patent [19]
Lin

[11] **Patent Number:** **Des. 364,892**
[45] **Date of Patent:** ****Dec. 5, 1995**

[54] **PEN**
[75] **Inventor:** **Steven Lin**, Arcadia, Calif.
[73] **Assignee:** **Concord Manufacturing Systems**, San Dimas, Calif.
[**] **Term:** **14 Years**
[21] **Appl. No.:** **31,622**
[22] **Filed:** **Dec. 1, 1994**
[52] **U.S. Cl.** **D19/49; D19/50; D19/51; D19/56; D19/57**
[58] **Field of Search** **D19/35, 36, 41-51, D19/54-58, 81-85; 401/99, 100, 209, 221, 243-247**

D. 182,216 2/1958 Zierhut D19/47 X
D. 258,596 3/1981 Massoni et al. D19/49
D. 323,189 1/1992 Tu D19/43 X
D. 328,611 8/1992 Longarzo D19/49
D. 329,461 9/1992 Katami D19/51

Primary Examiner—Martie Thompson
Attorney, Agent, or Firm—Hawes & Fischer

[57] **CLAIM**

The ornamental design for a pen, as shown and described.

DESCRIPTION

FIG. 1 is a top plan view of the pen of my new design; FIG. 2 is a front elevational view thereof; FIG. 3 is a right elevational view thereof; FIG. 4 is a rear elevational view thereof; FIG. 5 is a bottom plan view thereof; FIG. 6 is a top plan view of the pen body with the cap member removed for convenience of illustration; FIG. 7 is a typical side elevational view of FIG. 6; and, FIG. 8 is a bottom plan view of FIG. 6.

[56] **References Cited**

U.S. PATENT DOCUMENTS

D. 106,459 10/1937 Sumi D19/56 X
D. 129,368 9/1941 Cummings D19/36 X
D. 147,107 7/1947 Breitenstein D19/48
D. 161,426 1/1951 Covey et al. D19/48

1 Claim, 2 Drawing Sheets



Fig. 1




Fig. 2




Fig. 3




Fig. 4




Fig. 5

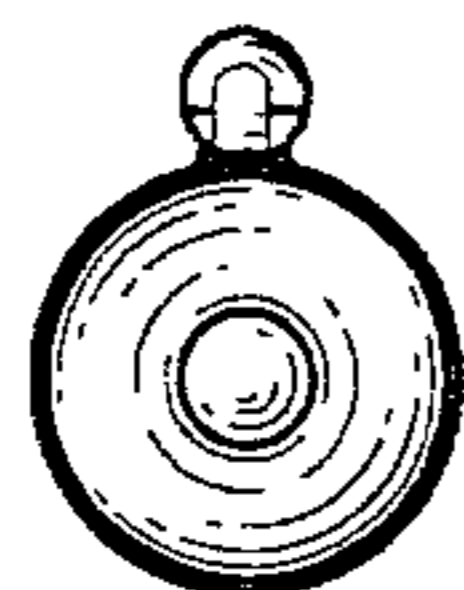


Fig. 6

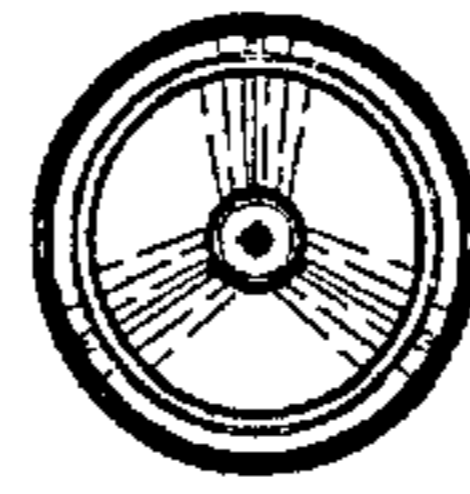


Fig. 7

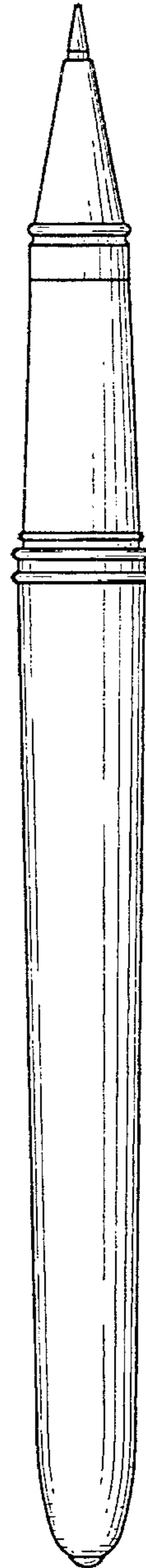


Fig. 8

