



US00D364890S

United States Patent [19]

Yamabe et al.

[11] Patent Number: **Des. 364,890**

[45] Date of Patent: ****Dec. 5, 1995**

[54] **ELECTRONIC CALCULATOR**

[75] Inventors: **Hideaki Yamabe**, Yokohama; **Toru Suzuki**, Sagamihara, both of Japan

[73] Assignee: **Casio Computer Co., Ltd.**, Tokyo, Japan

[**] Term: **14 Years**

[21] Appl. No.: **34,911**

[22] Filed: **Feb. 15, 1995**

[52] U.S. Cl. **D18/7**

[58] Field of Search D7/6, 7; D14/100, D14/106; 364/706-710; 340/700, 706

[56] **References Cited**

U.S. PATENT DOCUMENTS

- D. 236,353 8/1975 Link D18/7
- D. 241,852 10/1976 Sugo D18/7 X
- D. 251,634 4/1979 Sulek et al. D18/7
- D. 276,242 11/1984 Sakamoto D18/7
- D. 292,222 10/1987 Stern D18/7 X

- D. 309,910 8/1990 Sakaguchi et al. D18/7
- D. 334,736 4/1993 Sawada et al. D18/7 X
- D. 353,827 12/1994 Shigemura et al. D18/7 X

Primary Examiner—Alan P. Douglas
Assistant Examiner—Caron D. Veynar
Attorney, Agent, or Firm—Frishauf, Holtz, Goodman, Langer & Chick

[57] **CLAIM**

The ornamental design for an electronic calculator, as shown.

DESCRIPTION

FIG. 1 is a front elevational view of an electronic calculator showing our new design; FIG. 2 is a right side elevational view thereof; FIG. 3 is a left side elevational view thereof; FIG. 4 is a top plan view thereof; FIG. 5 is a bottom plan view thereof; FIG. 6 is a rear elevational view thereof; and, FIG. 7 is a perspective view thereof.

1 Claim, 2 Drawing Sheets



FIG. 4




FIG. 3

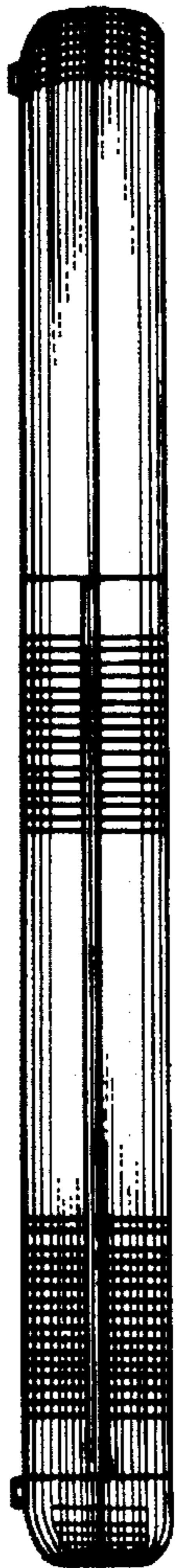


FIG. 1




FIG. 2

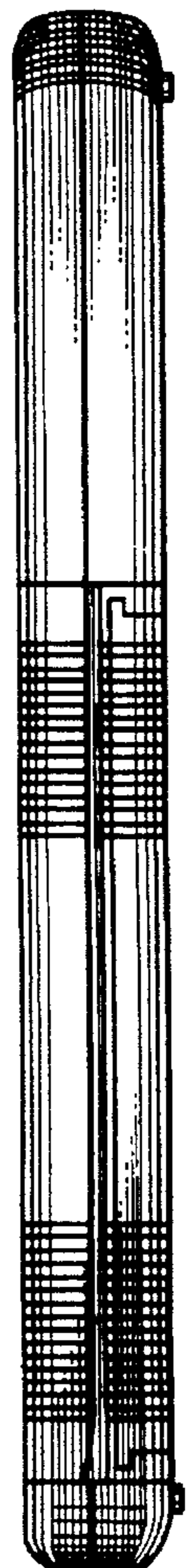



FIG. 5



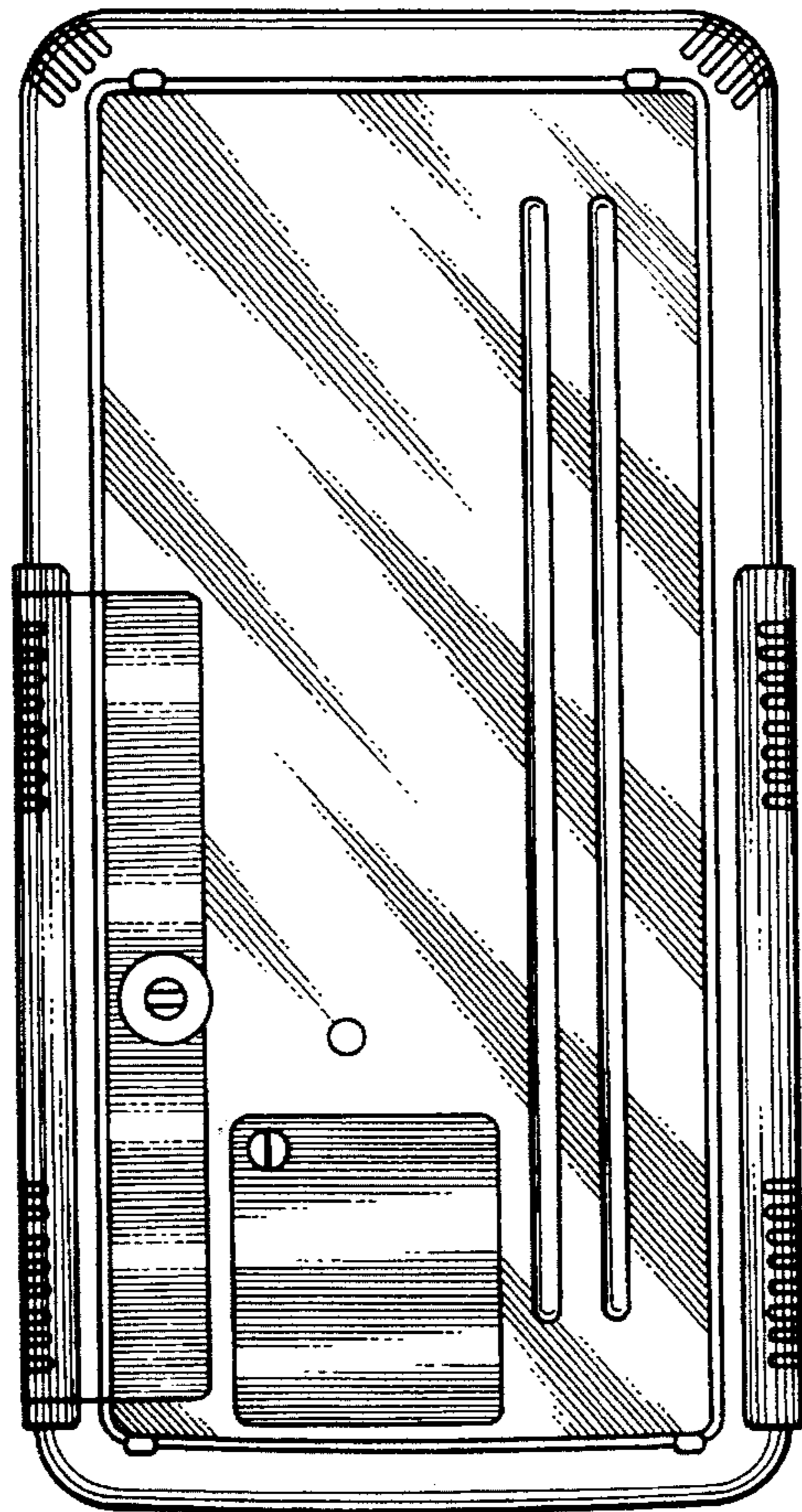


FIG. 6



FIG. 7