



US00D364877S

United States Patent [19]

Tokiyama et al.

[11] Patent Number: **Des. 364,877**

[45] Date of Patent: ****Dec. 5, 1995**

[54] CONTROL HEAD FOR A MOBILE RADIO

[75] Inventors: **Masaru Tokiyama; Richard E. Murray**, both of Coral Springs, Fla.; **William C. Phelps, III**, Lawrenceville, Ga.

[73] Assignee: **Motorola, Inc.**, Schaumburg, Ill.

[**] Term: **14 Years**

[21] Appl. No.: **20,189**

[22] Filed: **Mar. 21, 1994**

[52] U.S. Cl. **D14/258; D14/137**

[58] Field of Search D14/124, 137, D14/138, 155, 157, 159, 257, 258, 299; 455/73, 89, 90, 92, 100, 128, 345, 346

[56] **References Cited**

U.S. PATENT DOCUMENTS

- D. 306,857 3/1990 Beaumont .
- D. 307,906 5/1990 Beaumont .
- D. 308,057 5/1990 Tokiyama et al. .
- D. 311,403 10/1990 Culbertson D14/137 X
- D. 328,460 8/1992 Beaumont .
- D. 328,893 8/1992 Beaumont .

- D. 329,849 9/1992 Tokiyama et al. .
- D. 330,204 10/1992 Tokiyama .
- D. 330,711 11/1992 Tokiyama .
- D. 331,399 12/1992 Blankenship et al. .
- D. 334,925 4/1993 Beaumont .
- D. 342,954 1/1994 Lindeman D14/137 X
- D. 344,734 3/1994 Tokiyama et al. D14/137 X
- 5,341,434 8/1994 Kawamoto 455/345 X

Primary Examiner—Terry A. Wallace
Assistant Examiner—Nanda Bondade
Attorney, Agent, or Firm—Pedro P. Hernandez

[57] **CLAIM**

The ornamental design for a control head for a mobile radio, as shown and described.

DESCRIPTION

FIG. 1 is a top plan of a view of a control head for a mobile radio showing our new design;
FIG. 2 is a front elevational view;
FIG. 3 is a bottom plan view;
FIG. 4 is a left side elevational view;
FIG. 5 is a right side elevational view; and,
FIG. 6 is a front, top and left side isometric view.

1 Claim, 3 Drawing Sheets

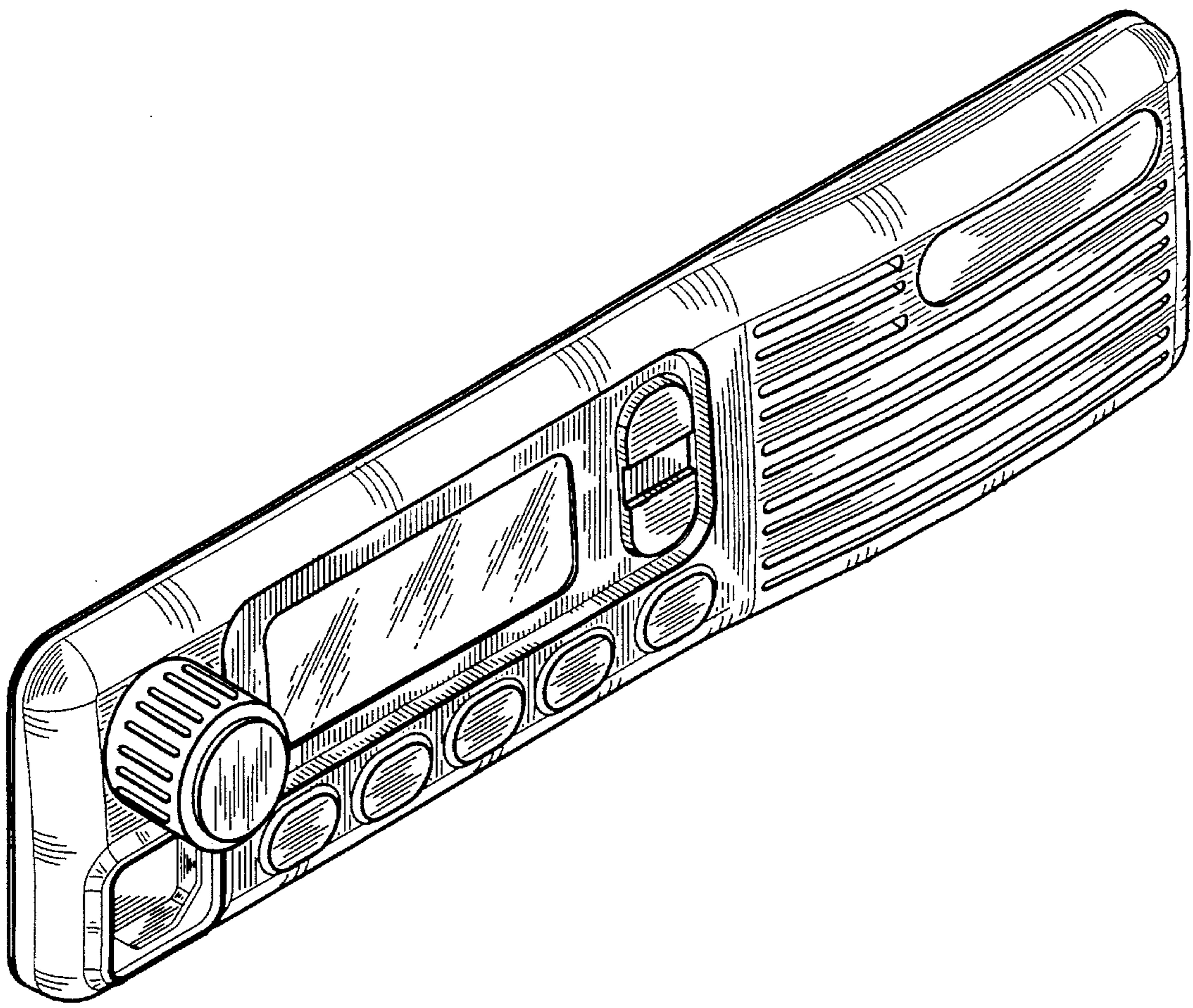


FIG. 1

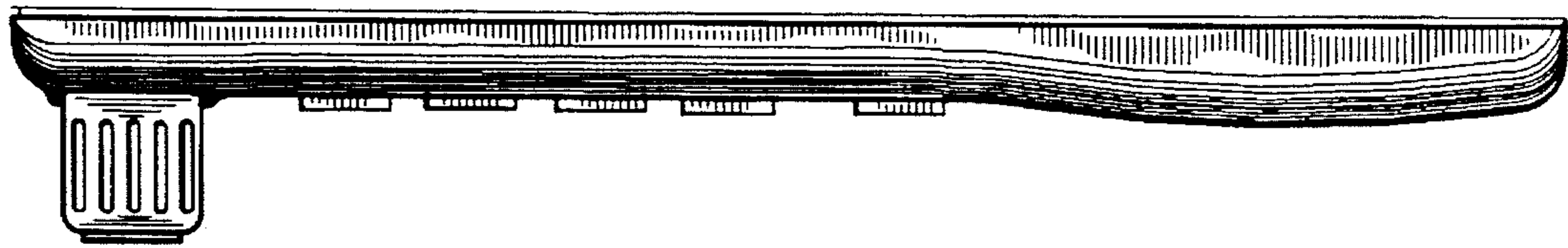


FIG. 2

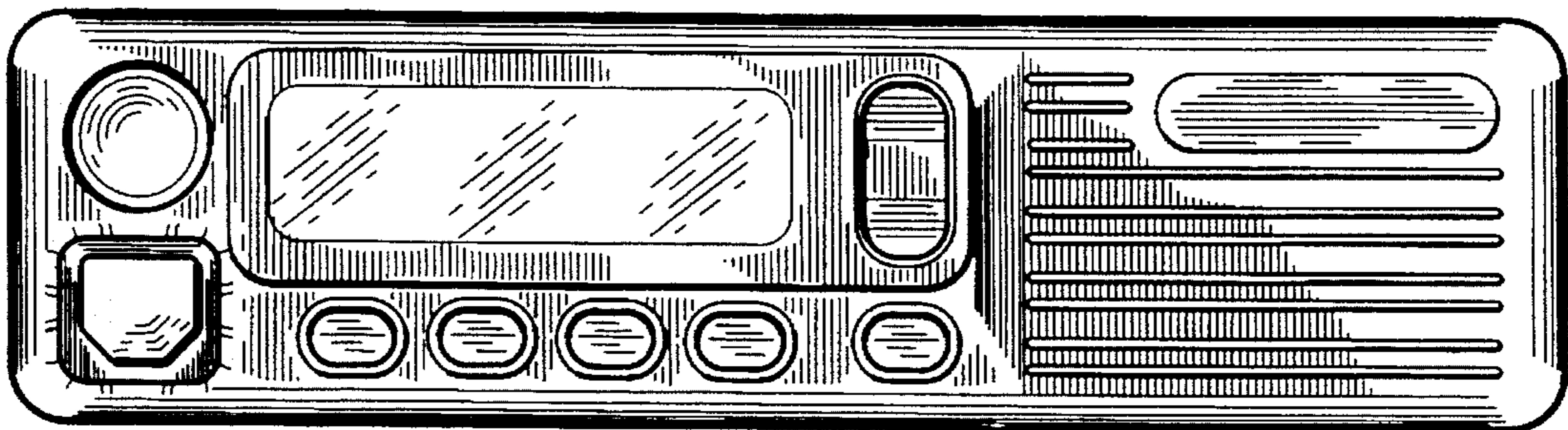


FIG. 3

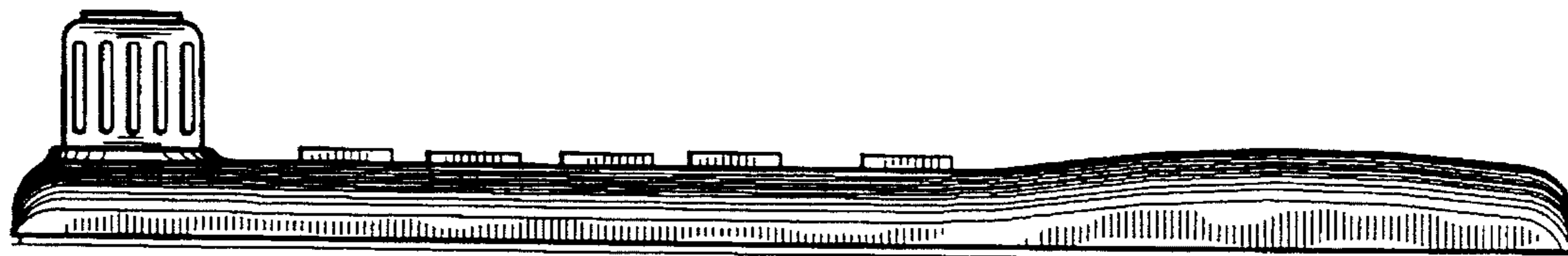


FIG. 4




FIG. 5

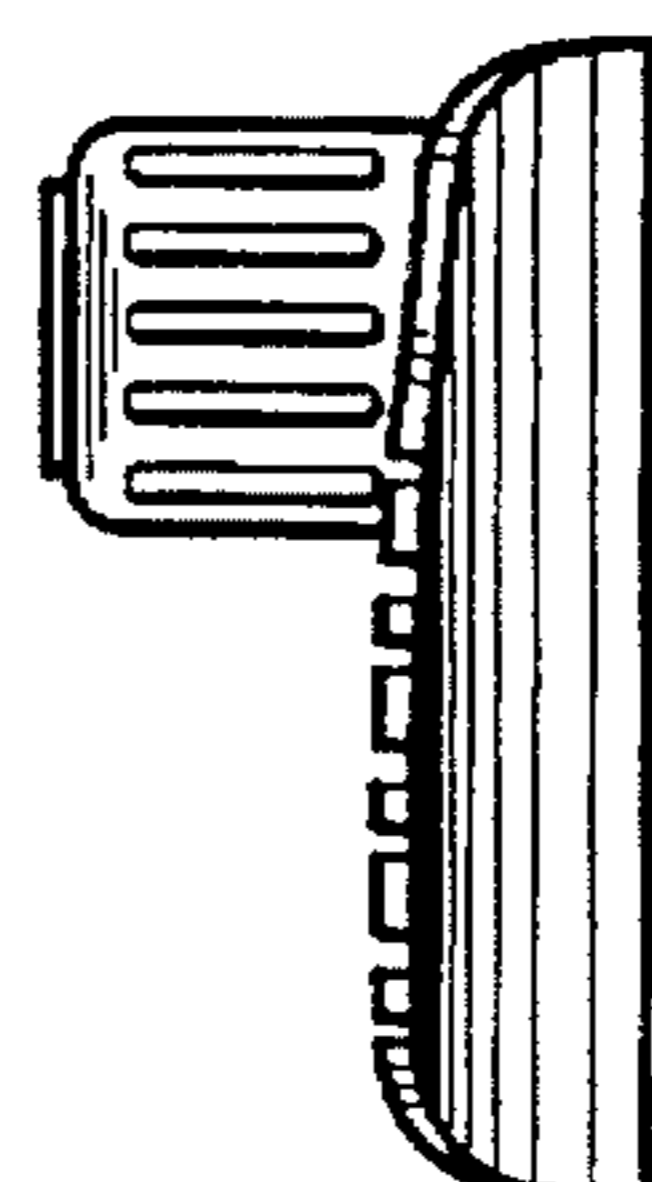


FIG. 6

