



US00D364872S

**United States Patent** [19]  
**Schwartz**

[11] **Patent Number:** **Des. 364,872**  
[45] **Date of Patent:** **\*\*Dec. 5, 1995**

[54] **REMOTE CONTROL UNIT**

**OTHER PUBLICATIONS**

[75] Inventor: **Michael H. Schwartz**, East Brunswick, N.J.

Video Magazine, Jun. 1993 p. 22 Panasonic Remote.

[73] Assignee: **Gemini Industries, Inc.**, Clifton, N.J.

*Primary Examiner*—Sandra Morris  
*Attorney, Agent, or Firm*—Lerner, David, Littenberg, Krumholz & Mentlik

[\*\*] Term: **14 Years**

[57] **CLAIM**

[21] Appl. No.: **17,104**

The ornamental design for a remote control unit, as shown and described.

[22] Filed: **Jan. 5, 1994**

[52] U.S. Cl. .... **D14/218**

**DESCRIPTION**

[58] **Field of Search** ..... D10/104, 106;  
D13/168; D14/124, 217, 218, 299; 348/734;  
455/151.1-151.4, 352-355

FIG. 1 is a top elevational view of a remote control unit in accordance with my invention;

FIG. 2 is a right-side elevational view thereof;

FIG. 3 is an end elevational view thereof;

FIG. 4 is a bottom elevational view thereof;

FIG. 5 is the opposite end elevational view thereof; and,

FIG. 6 is a left-side elevational view thereof.

[56] **References Cited**

**U.S. PATENT DOCUMENTS**

|            |         |               |       |         |
|------------|---------|---------------|-------|---------|
| D. 342,070 | 12/1993 | Takama        | ..... | D14/218 |
| D. 342,259 | 12/1993 | Darbee et al. | ..... | D14/218 |
| D. 354,490 | 1/1995  | Darbee et al. | ..... | D14/218 |
| D. 356,794 | 3/1995  | Althans       | ..... | D14/218 |

**1 Claim, 2 Drawing Sheets**




FIG. 6




FIG. 1




FIG. 2






FIG. 3

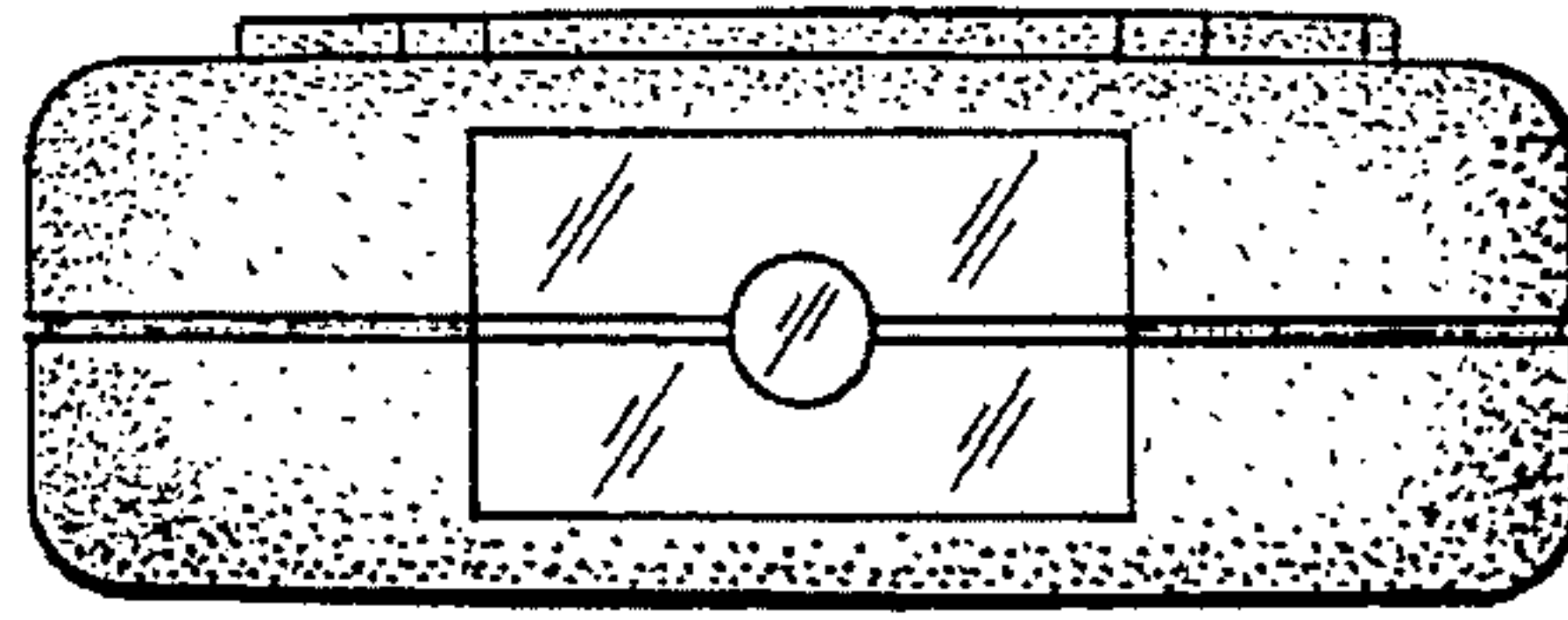


FIG. 4

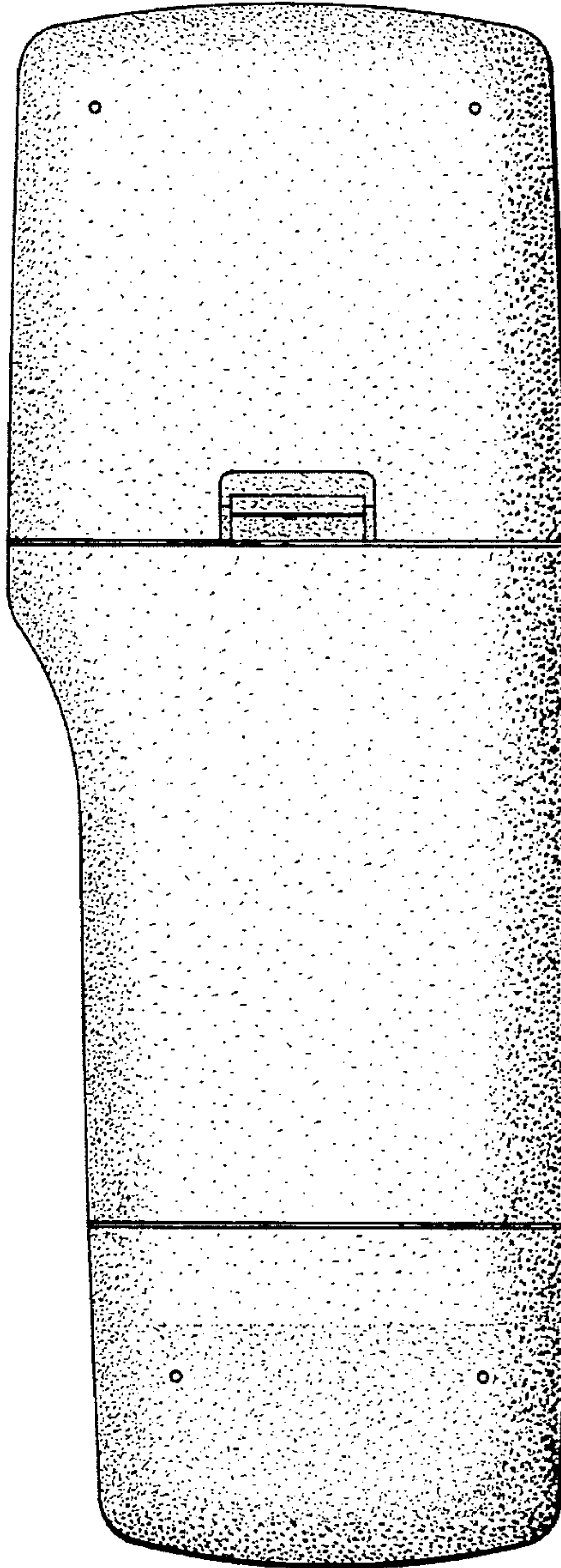


FIG. 5

