



US00D364865S

United States Patent [19]

Engelke et al.

[11] Patent Number: **Des. 364,865**

[45] Date of Patent: ****Dec. 5, 1995**

[54] **TEXT TELEPHONE**

[75] Inventors: **Robert M. Engelke; Ronald W. Schultz**, both of Madison; **Kevin R. Colwell**, Middleton; **Robert Schoenbeck**, Madison, all of Wis.

[73] Assignee: **Ultratec, Inc.**, Madison, Wis.

[**] Term: **14 Years**

[21] Appl. No.: **24,266**

[22] Filed: **Jun. 10, 1994**

[52] U.S. Cl. **D14/144; D14/101; D14/150**

[58] **Field of Search** **D18/1; D14/101, D14/140, 142, 143, 149-151, 240, 241, 242, 144; 379/419, 420, 428, 440, 434-436,**
52

[56] **References Cited**

U.S. PATENT DOCUMENTS

D. 273,110	3/1984	Genaro et al.	D14/151
D. 275,857	10/1984	Moraine	D14/101
D. 278,435	4/1985	Hikawa	D14/101
D. 283,421	4/1986	Brier	D14/150
D. 296,894	7/1988	Chen	D14/150
D. 306,727	3/1990	Fritzsche	D14/149 X
D. 312,457	11/1990	Inatomi	D14/149 X
D. 322,785	12/1991	Wu	D14/150
3,515,814	6/1970	Morgan	D14/101 X

Primary Examiner—Jeffrey Asch
Attorney, Agent, or Firm—Quarles & Brady

[57] **CLAIM**


The ornament design for text telephone, as shown and described.

DESCRIPTION

FIG. 1 is a perspective view taken from the top, front, left side of a text telephone showing the handset in place in the cradle and the cord in phantom;
 FIG. 2 is a top, plan view of the text telephone of FIG. 1;
 FIG. 3 is a right side elevational view of the text telephone of FIG. 1;
 FIG. 4 is a front elevational view of the text telephone of FIG. 1;
 FIG. 5 is a rear elevational view of the text telephone of FIG. 1;
 FIG. 6 is a perspective view taken from the top, front, left side of the next telephone of FIG. 1 with the handset and cord removed; and,
 FIG. 7 is an enlarged detail plan view of the keyboard of the next telephone of FIG. 1 showing arrangement of menu and cursor keys.

The handset has been omitted from FIG. 6 for convenience of illustration. The broken line showing of a telephone cord in FIG. 1 is for illustrative purposes only and forms no part of the claim design.

1 Claim, 3 Drawing Sheets






FIG. 1

FIG. 2

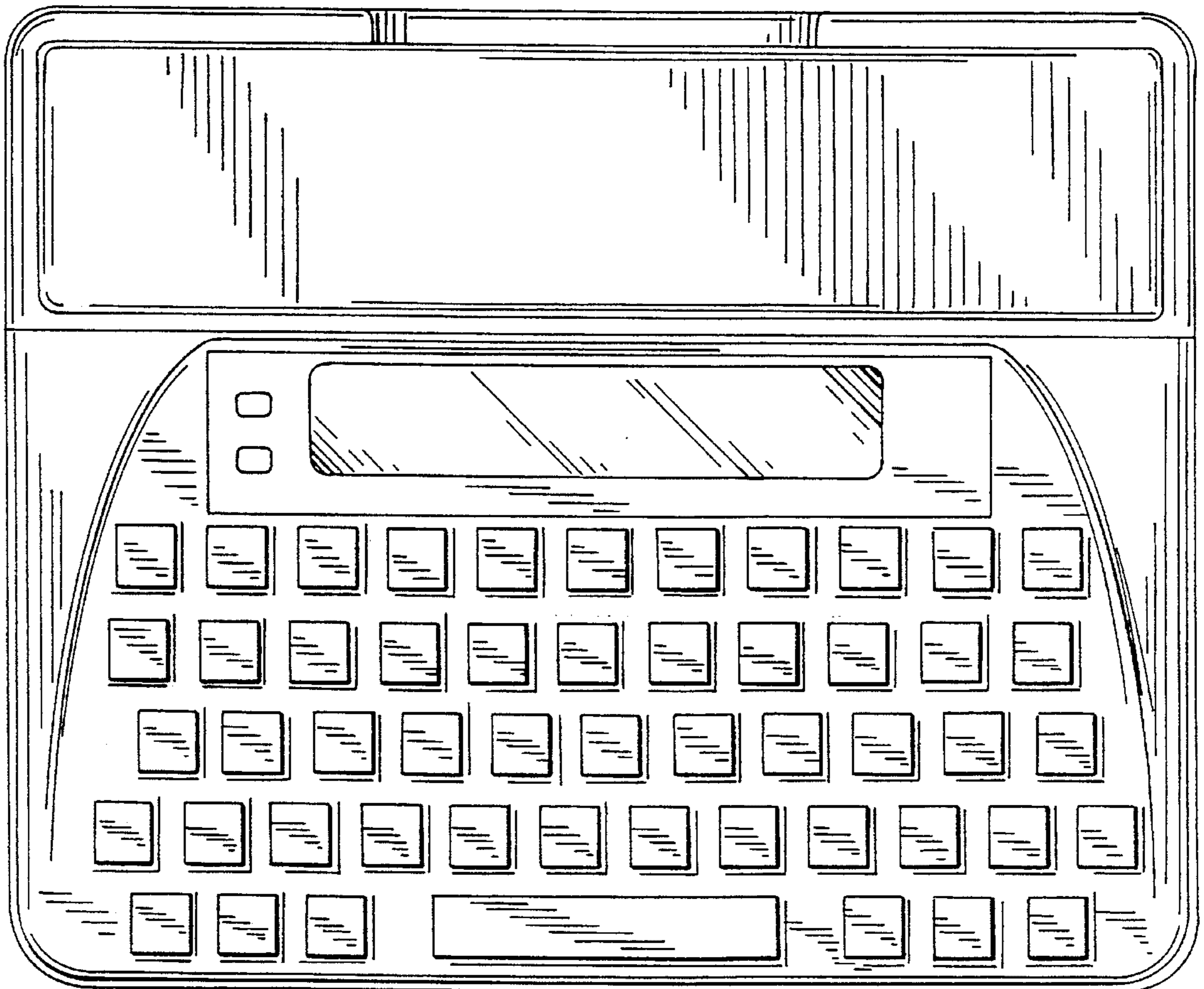


FIG. 3

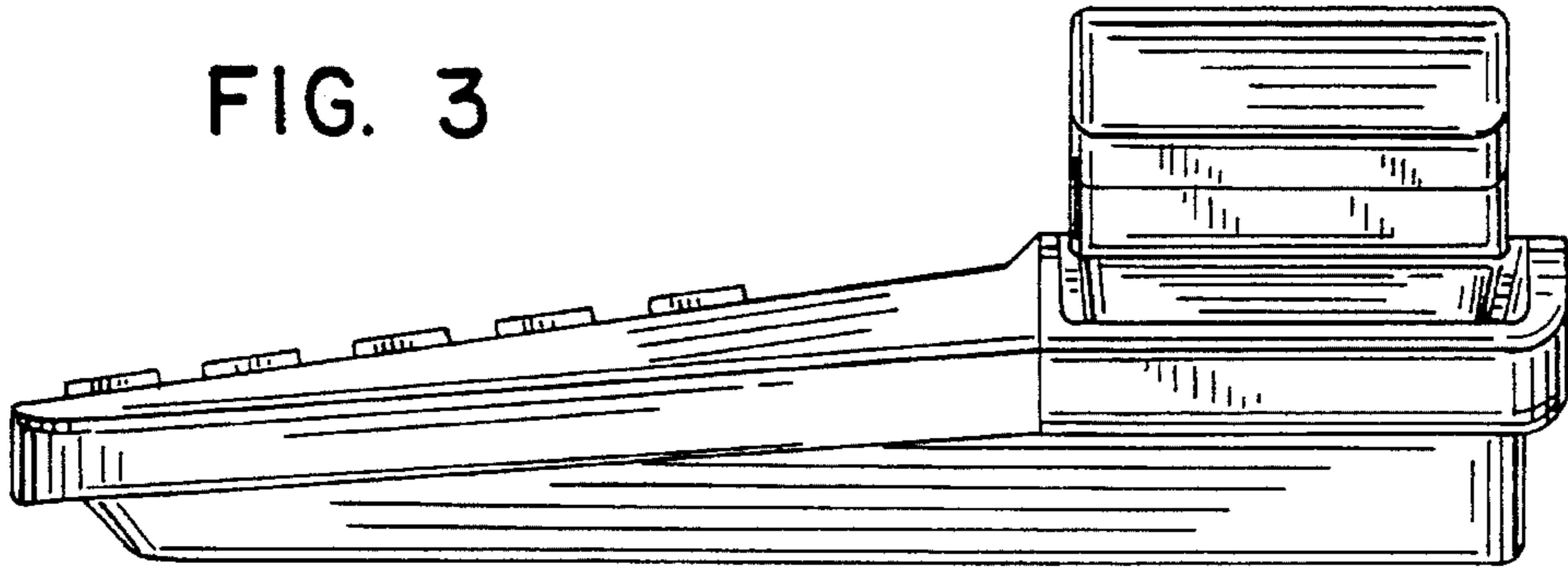


FIG. 4

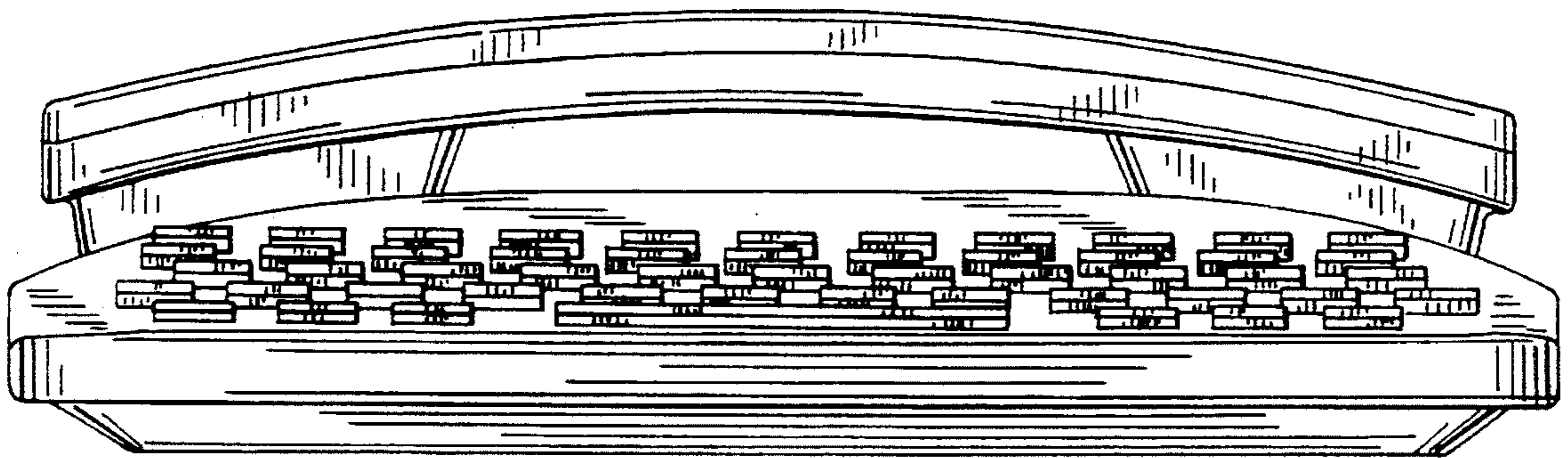
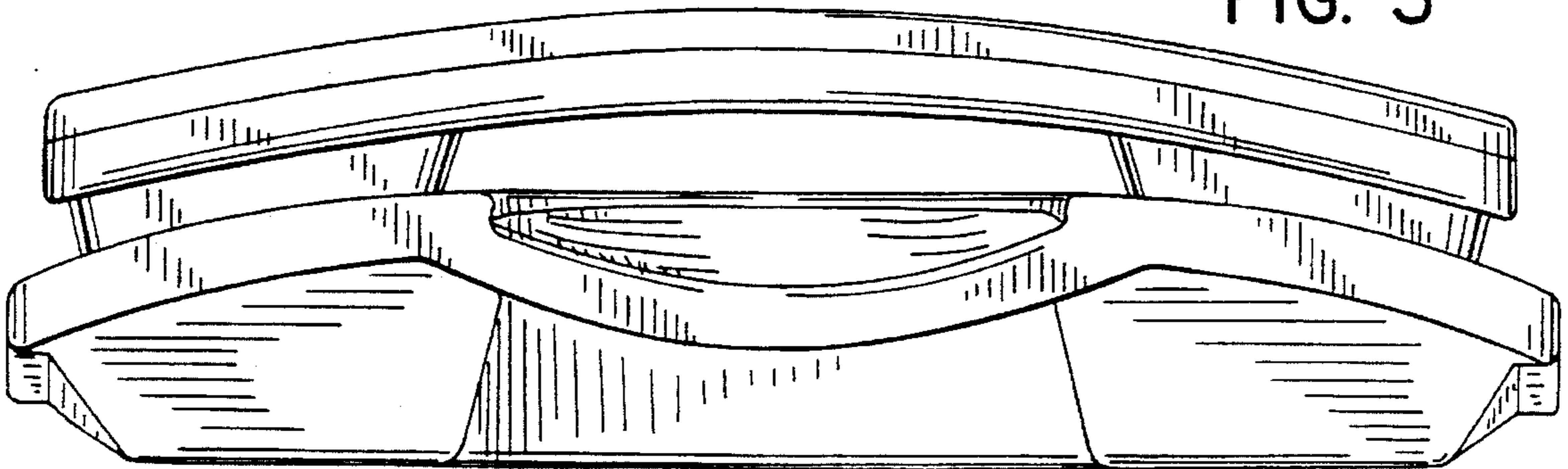


FIG. 5



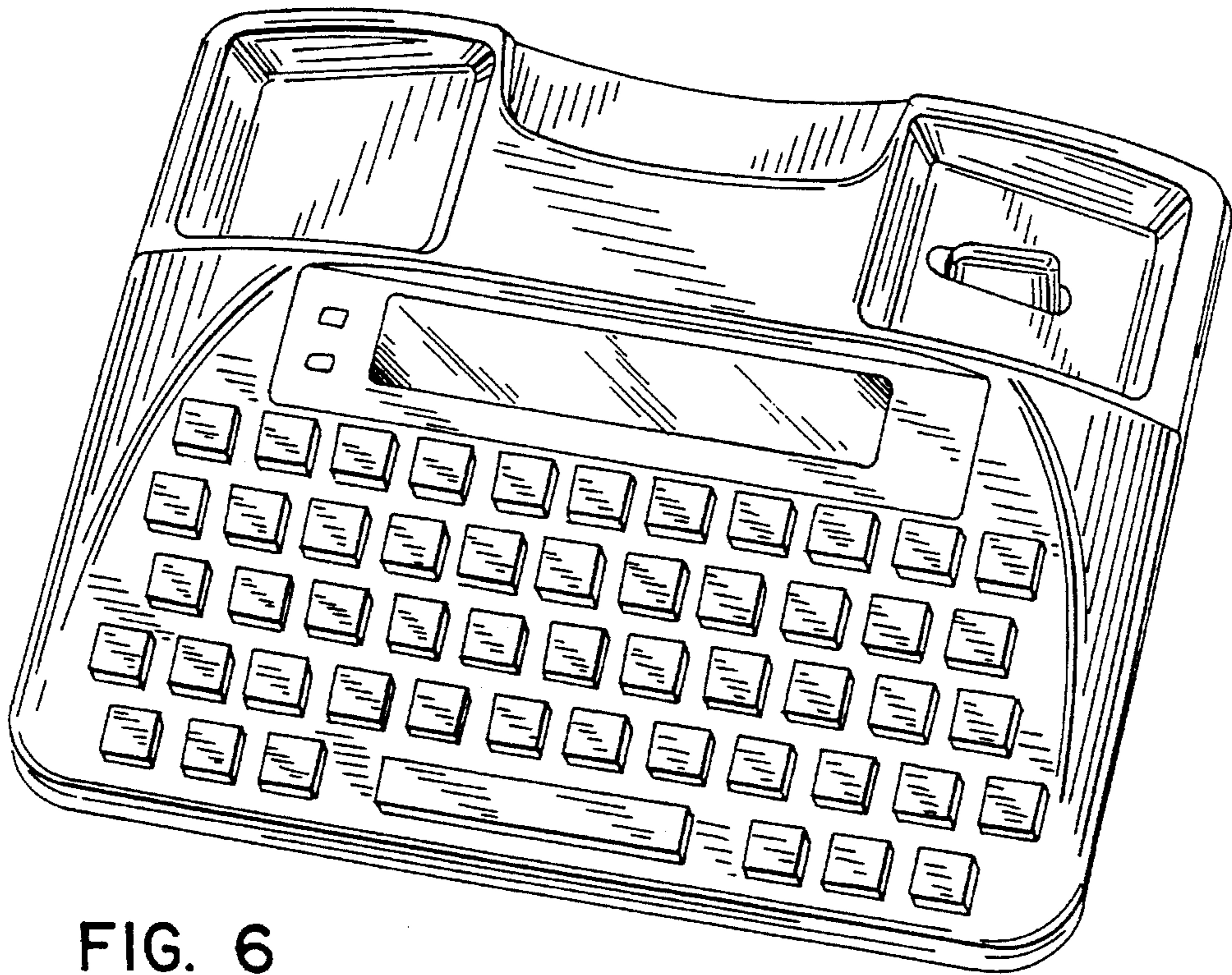



FIG. 6

FIG. 7



UNITED STATES PATENT AND TRADEMARK OFFICE
CERTIFICATE OF CORRECTION

PATENT NO. : Des. 364,865
DATED : December 5, 1995
INVENTOR(S) : Engelke et al.

It is certified that error appears in the above-identified patent and that said Letters Patent is hereby corrected as shown below:

Col. 2, line 2

"side of a **tex** telephone"
should be --side of a **text**
telephone--.

Col. 2, line 15

"**next** telephone" should be --
text telephone--.

Signed and Sealed this
Eleventh Day of June, 1996

Attest:



BRUCE LEHMAN

Attesting Officer

Commissioner of Patents and Trademarks