



US00D364861S

United States Patent [19]
Luong

[11] **Patent Number:** **Des. 364,861**
[45] **Date of Patent:** ****Dec. 5, 1995**

- [54] **COMPUTER CARD PACKAGE**
- [75] Inventor: **Ngoc M. Luong**, Maple Shade, N.J.
- [73] Assignee: **Franklin Electronic Publishers, Incorporated**, Mt. Holly, N.J.
- [**] Term: **14 Years**
- [21] Appl. No.: **27,909**
- [22] Filed: **Sep. 1, 1994**
- [52] U.S. Cl. **D14/114**
- [58] **Field of Search** D14/100, 114,
D14/117; 361/686-689, 737, 75, 753; D21/48;
D19/9, 10; 174/52.1; 40/124.1

5,357,402 10/1994 Anhalt 361/753
 5,397,857 3/1995 Farquhar et al. 361/753 X
 5,402,095 3/1995 Janniere 361/737 X

Primary Examiner—A. Hugo Word
Assistant Examiner—M. H. Tung
Attorney, Agent, or Firm—McAulay Fisher Nissen Goldberg & Kiel

[57] **CLAIM**

The ornamental design for a computer card package, as shown and described.

DESCRIPTION

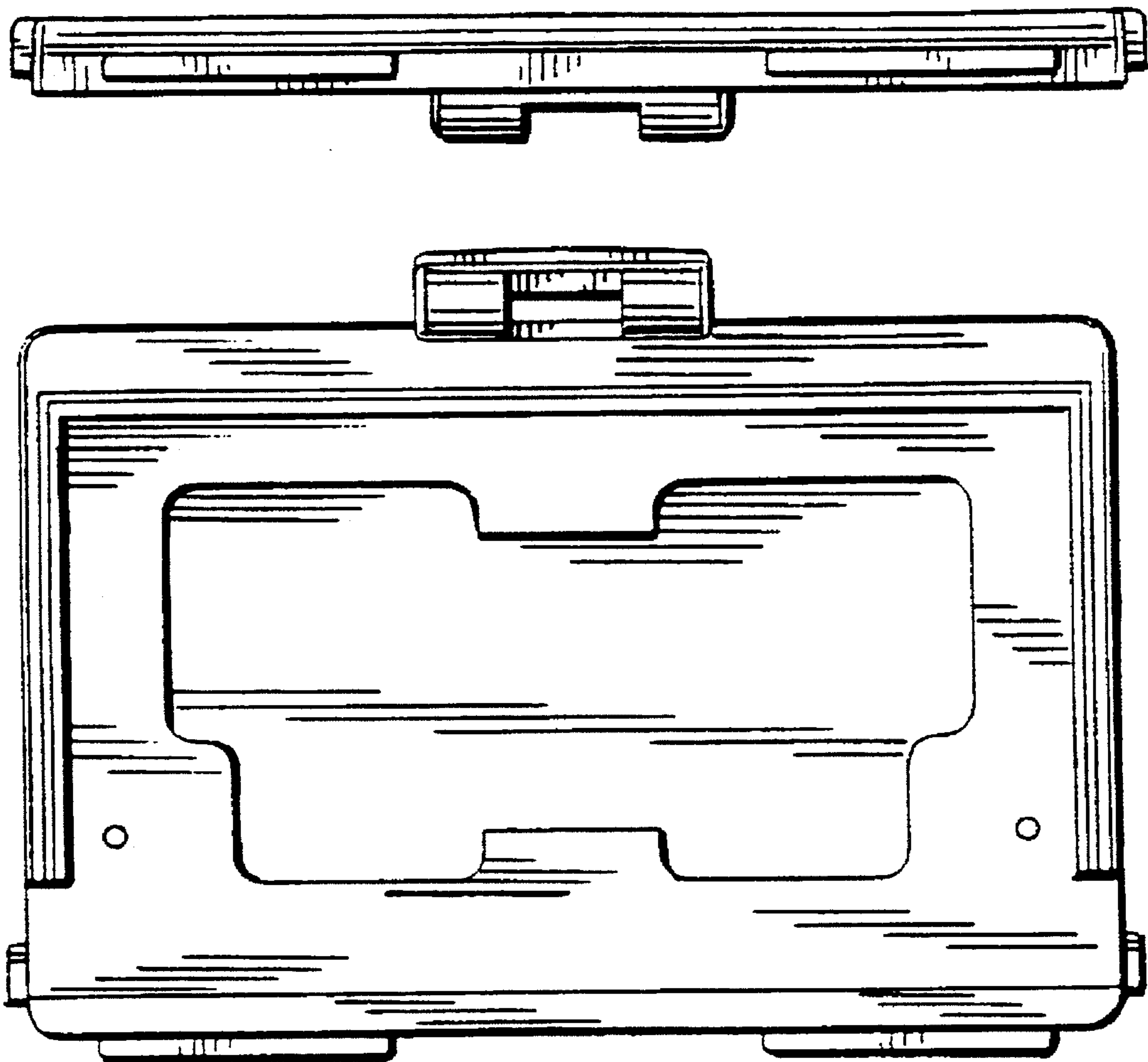
FIG. 1 is a bottom plan view of the design;
 FIG. 2 is a front view of the design;
 FIG. 3 is a right side view of the design;
 FIG. 4 is a top plan view of the design;
 FIG. 5 is a left side view of the design; and,
 FIG. 6 is a rear view of the design.

[56] **References Cited**

U.S. PATENT DOCUMENTS

- D. 343,391 1/1994 Hancock D14/114
- D. 349,281 8/1994 Luong D14/114
- D. 351,829 10/1994 Maines D14/114

1 Claim, 1 Drawing Sheet






FIG. 1



FIG. 2

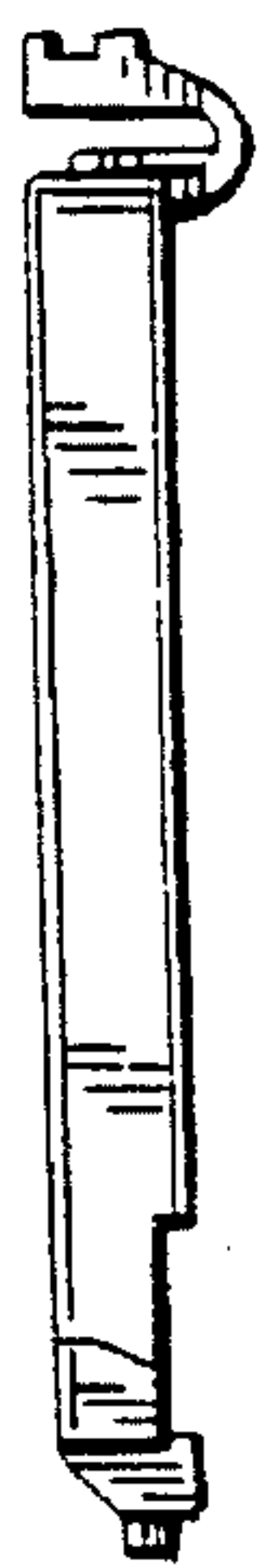


FIG. 3




FIG. 4

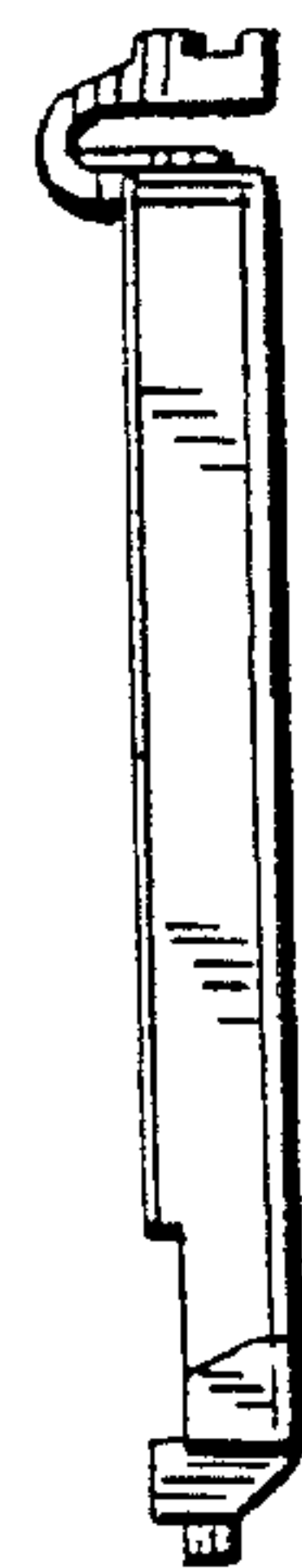


FIG. 5




FIG. 6