



US00D364836S

United States Patent [19]

Schlangen et al.

[11] Patent Number: **Des. 364,836**

[45] Date of Patent: ****Dec. 5, 1995**

[54] CHAIN GUARD

[75] Inventors: **Phillip E. Schlangen; Raymond J. Buresch**, both of Minneapolis, Minn.

[73] Assignee: **Hydro-Bikes, Inc.**, Plymouth, Minn.

[**] Term: **14 Years**

[21] Appl. No.: **25,684**

[22] Filed: **Jun. 21, 1994**

[52] U.S. Cl. **D12/127**; 74/609

[58] Field of Search D12/127; 74/608, 74/609, 612; 474/144-147; 280/288.4, 304.3, 158.1

3,375,022	3/1968	Hattan	280/238
4,021,873	5/1977	Francois	114/345
4,323,352	4/1982	Warren et al.	440/27
4,968,274	11/1990	Gregory	440/27
5,312,303	5/1994	Hunslager	474/144

FOREIGN PATENT DOCUMENTS

0327913	7/1935	Italy	280/158.1
---------	--------	-------------	-----------

Primary Examiner—A. Hugo Word

Assistant Examiner—M. Brown

[57] CLAIM

The ornamental design for a chain guard, as shown and described.

DESCRIPTION

FIG. 1 is a front elevational view of the chain guard showing our new design;

FIG. 2 is a top plan view thereof;

FIG. 3 is a side elevational view of the right side thereof;

FIG. 4 is a bottom plan view thereof;

FIG. 5 is a rear elevational view thereof; and,

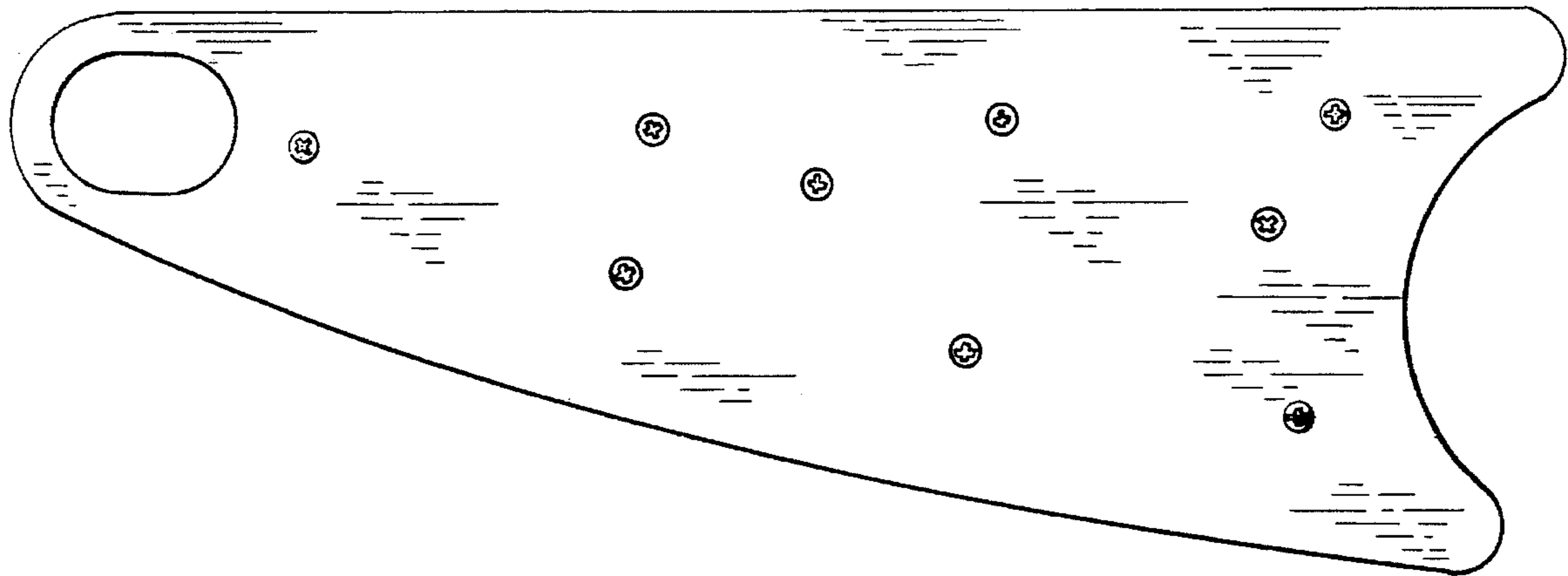
FIG. 6 is a side elevational view of the left side thereof.

1 Claim, 2 Drawing Sheets

[56] References Cited

U.S. PATENT DOCUMENTS

Re. 28,335	2/1975	Wood	280/304.3
D. 163,169	5/1951	Daugherty	D12/127
D. 251,186	2/1979	Patterson et al.	D12/127
D. 355,884	2/1995	Schlangen et al.	D12/127
1,695,304	12/1928	Turner	440/30
2,177,074	10/1939	Mattson	440/31
3,162,062	12/1964	Jacob	280/304.3
3,352,276	11/1967	Zimmerman	114/283



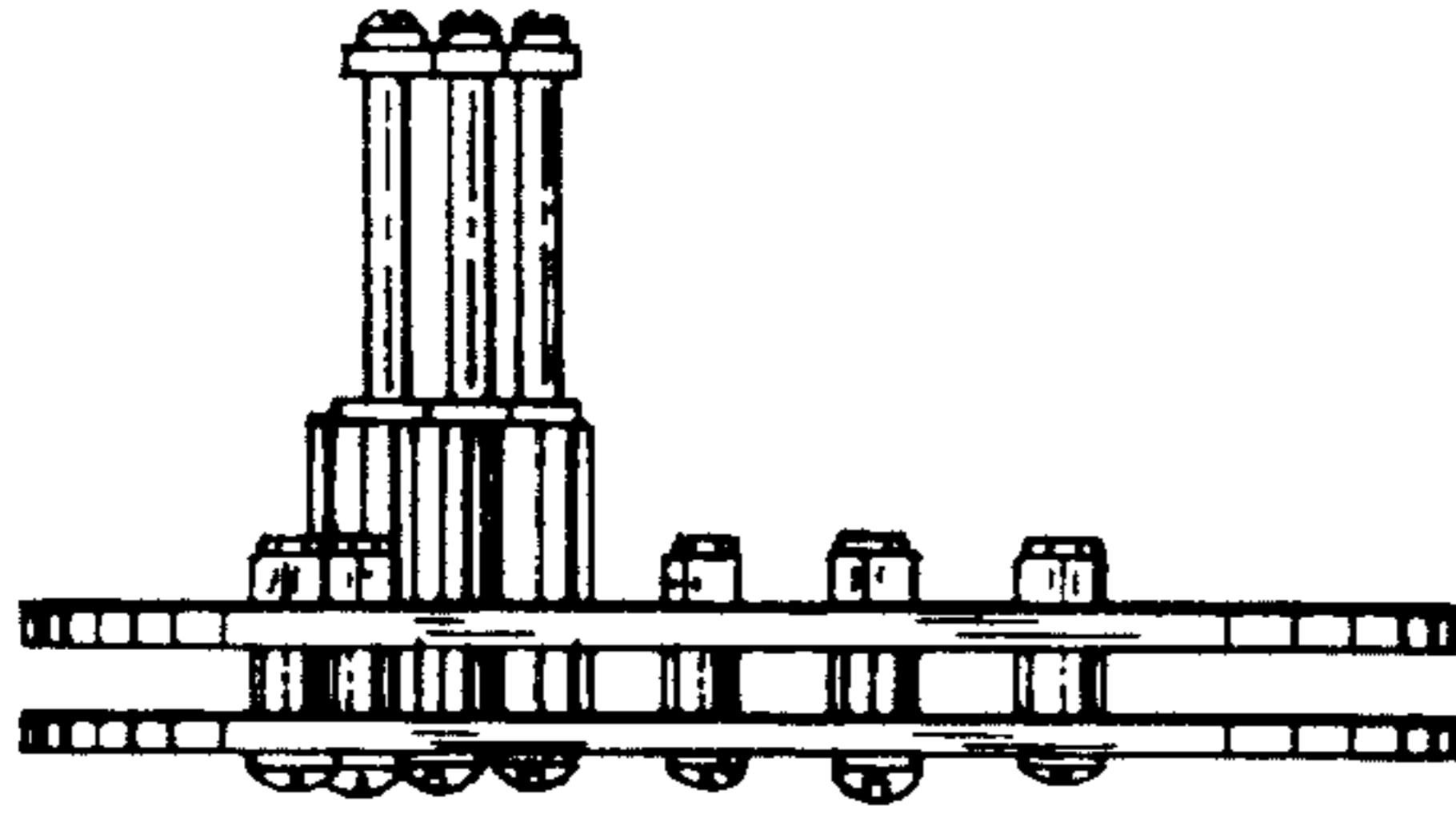


FIG. 3

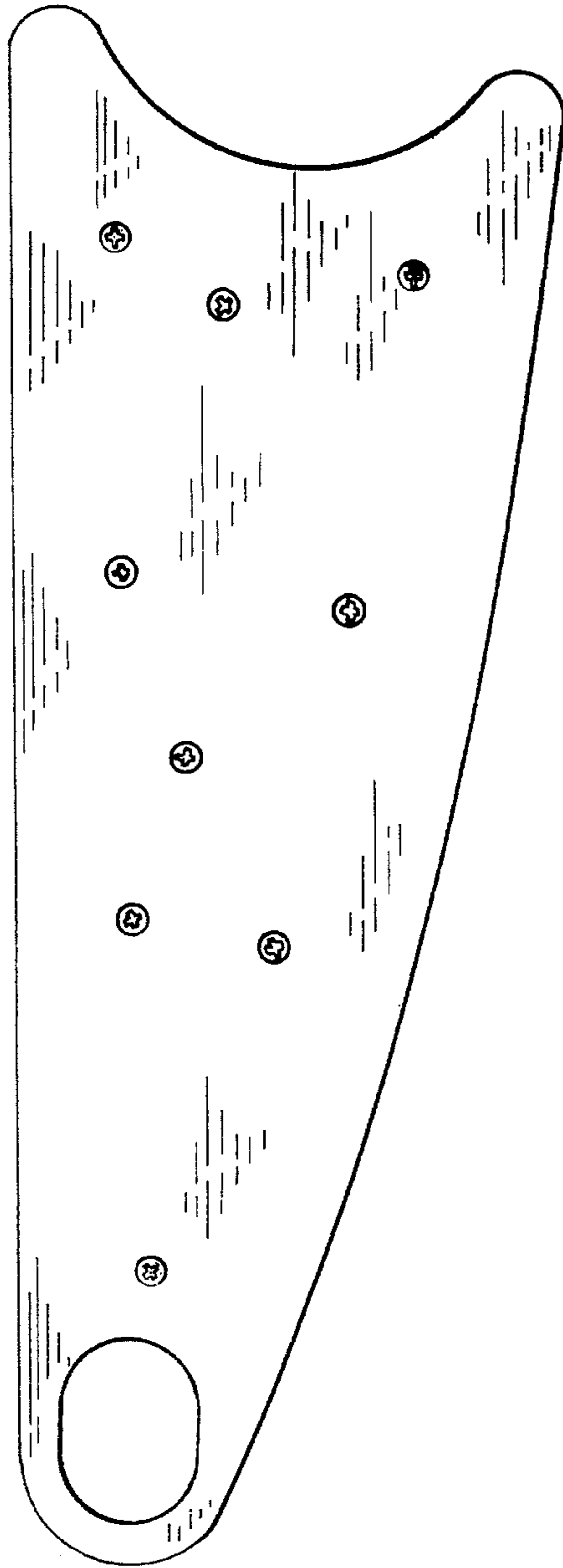


FIG. 1

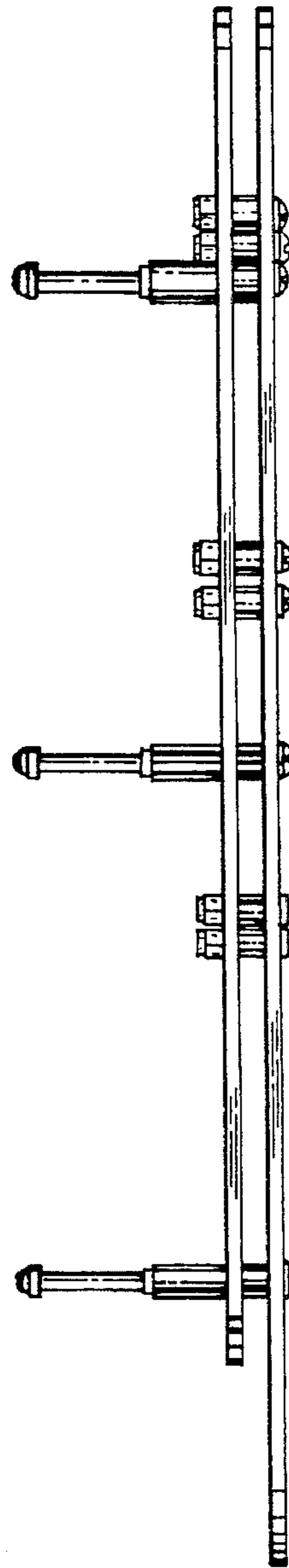


FIG. 2

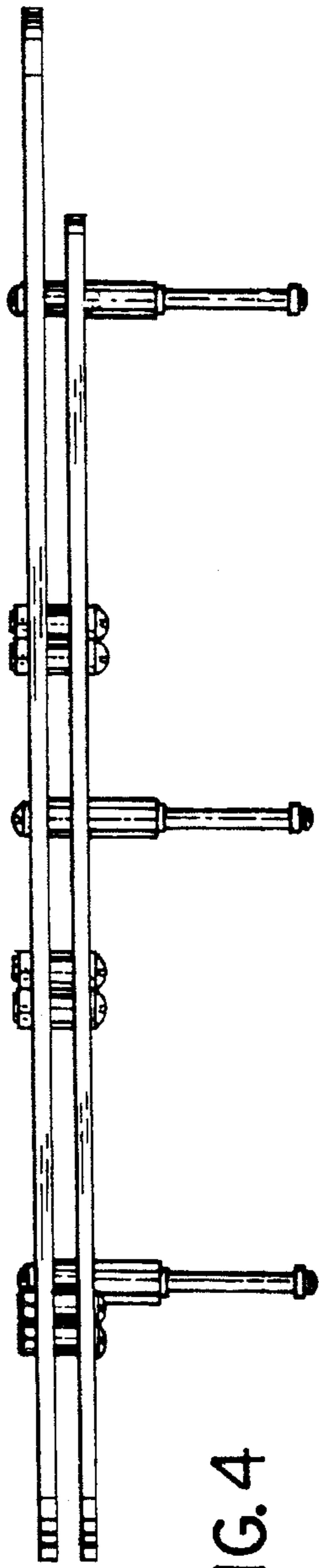


FIG. 4




FIG. 6

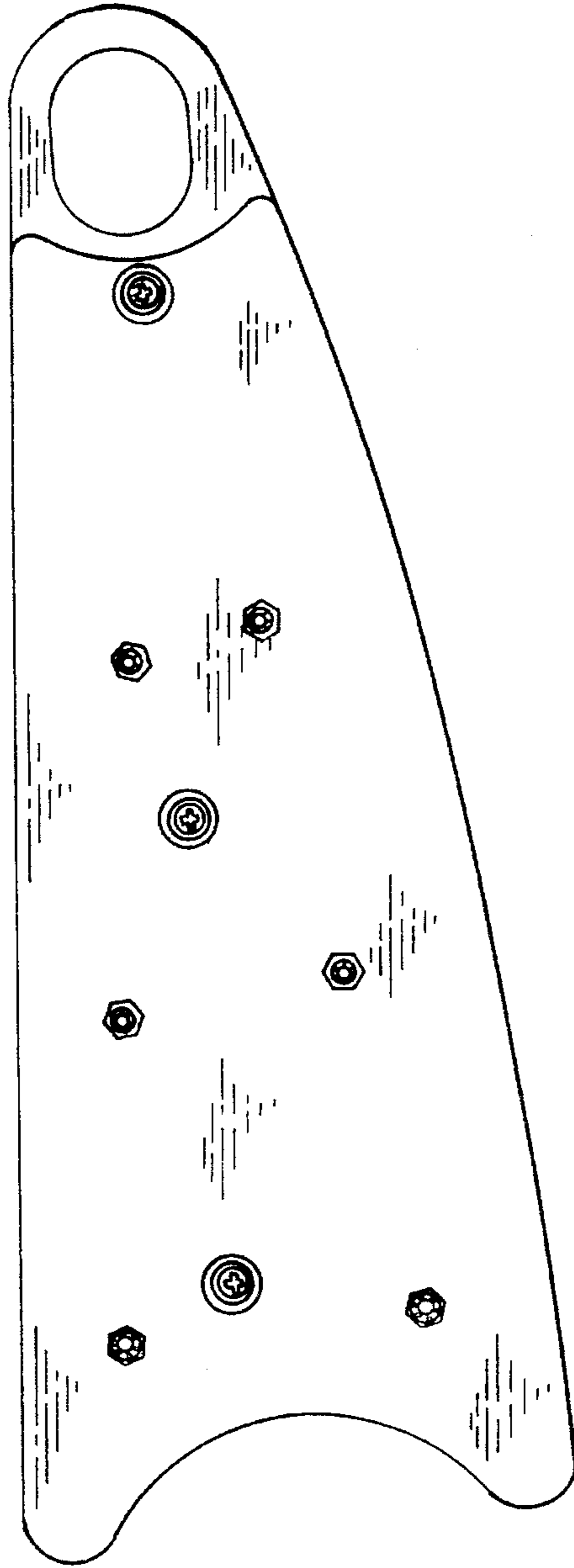


FIG. 5