



US00D364822S

United States Patent [19]

Sakai et al.

[11] Patent Number: **Des. 364,822**

[45] Date of Patent: ****Dec. 5, 1995**

[54] **WRISTWATCH**

[75] Inventors: **Shigeo Sakai; Jyuhei Ozawa**, both of Chiba, Japan

[73] Assignee: **Seiko Instruments Inc.**, Japan

[**] Term: **14 Years**

[21] Appl. No.: **31,926**

[22] Filed: **Dec. 8, 1994**

[52] U.S. Cl. **D10/39; D10/38**

[58] Field of Search **D10/1-40, 122-132; 368/280-282, 276-277, 285, 239-242, 82-84**

[56] **References Cited**

U.S. PATENT DOCUMENTS

- D. 240,605 7/1976 Sticker D10/38
- D. 325,353 4/1992 Meyer D10/39
- D. 327,444 6/1992 Murakami D10/30 X

- D. 327,656 7/1992 Sugita D10/38
- D. 346,975 5/1994 Houlihan D10/38
- 4,247,930 1/1981 Martin 368/84
- 4,413,915 11/1983 Bresson 368/84 X

Primary Examiner—Nelson C. Holtje
Attorney, Agent, or Firm—Adams & Wilks

[57] **CLAIM**

The ornamental design for a wristwatch, as shown and described.

DESCRIPTION

FIG. 1 is a front elevational view of a wristwatch showing our new design;
 FIG. 2 is a rear elevational view thereof;
 FIG. 3 is a top plan view thereof;
 FIG. 4 is a bottom plan view thereof;
 FIG. 5 is a left side elevational view thereof; and,
 FIG. 6 is a right side elevational view thereof.

1 Claim, 4 Drawing Sheets

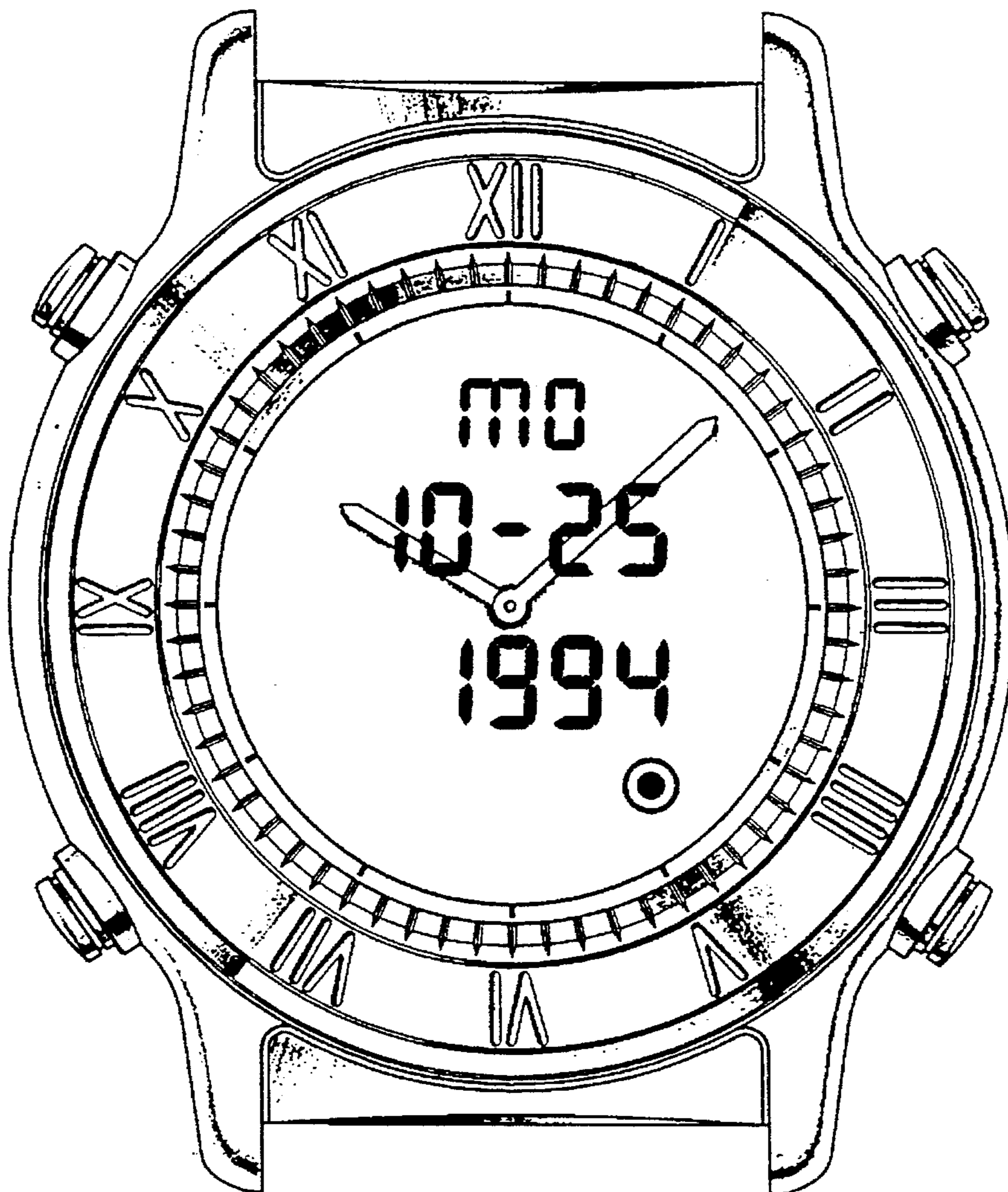


FIG. 1

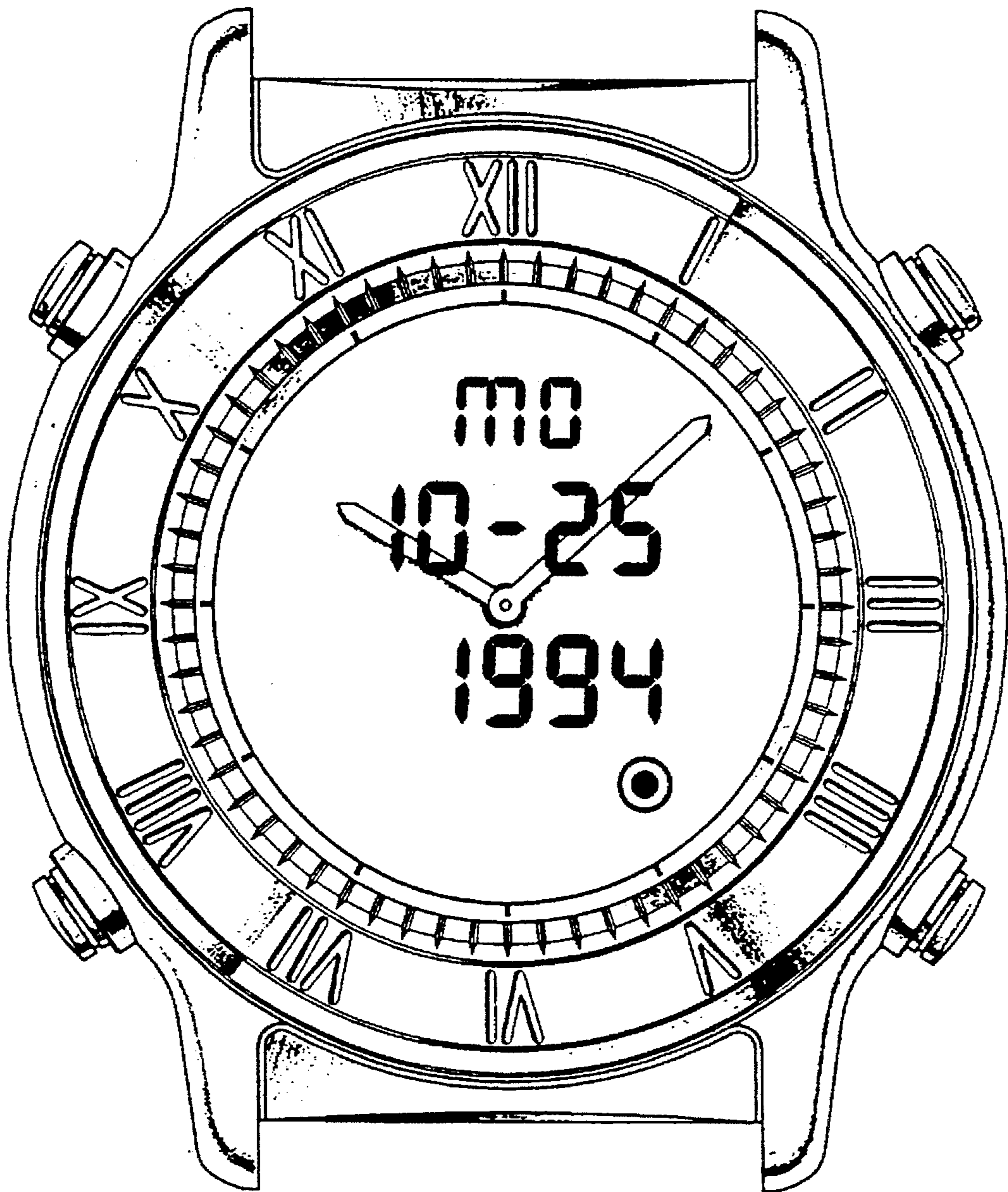


FIG. 2

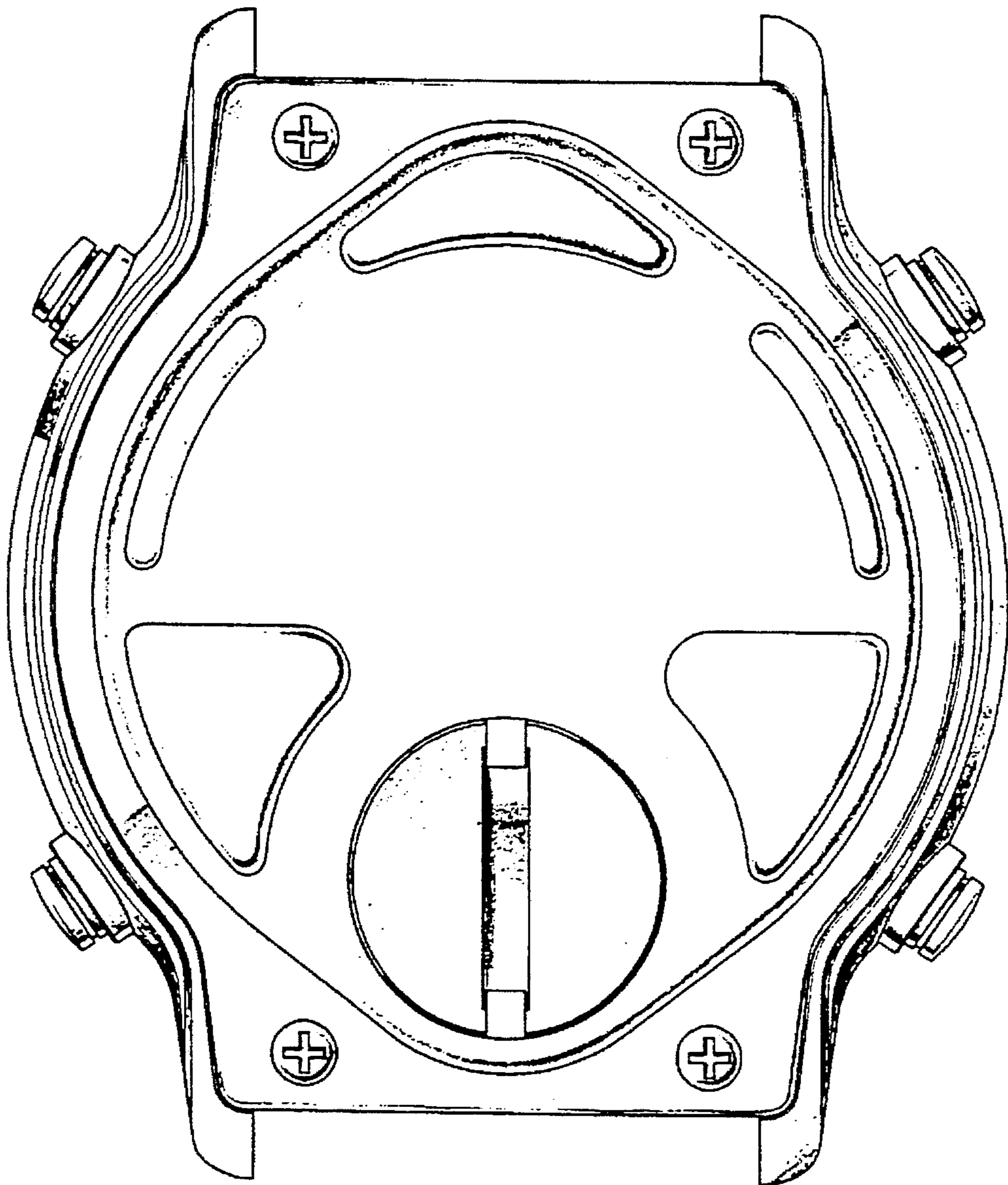


FIG. 3




FIG. 4




FIG. 5




FIG. 6

