



US00D364820S

United States Patent [19]

Sakai et al.

[11] Patent Number: **Des. 364,820**

[45] Date of Patent: ****Dec. 5, 1995**

[54] **WRISTWATCH**

[75] Inventors: **Shigeo Sakai; Jyuhei Ozawa**, both of Chiba, Japan

[73] Assignee: **Seiko Instruments Inc.**, Japan

[**] Term: **14 Years**

[21] Appl. No.: **31,899**

[22] Filed: **Dec. 8, 1994**

[52] U.S. Cl. **D10/39; D10/38**

[58] Field of Search **D10/1-40, 122-132; 368/280-282, 276-277, 285, 239-242, 82-84**

[56] **References Cited**

U.S. PATENT DOCUMENTS

D. 240,605	7/1976	Sticker	D10/38
D. 325,353	4/1992	Meyer	D10/39
D. 327,444	6/1992	Murakami	D10/30
D. 327,656	7/1992	Sugita	D10/38
D. 346,975	5/1994	Houlihan	D10/38

4,247,930	1/1981	Martin	368/84
4,338,680	7/1982	Nomura	368/82
4,413,915	11/1983	Besson	368/84

FOREIGN PATENT DOCUMENTS

248539	5/1947	Switzerland	368/233
--------	--------	-------------------	---------

Primary Examiner—Nelson C. Holtje
Attorney, Agent, or Firm—Adams & Wilks

[57] **CLAIM**

The ornamental design for a wristwatch, as shown and described.

DESCRIPTION

FIG. 1 is a front elevational view of a wristwatch showing our new design;
FIG. 2 is a rear elevational view thereof;
FIG. 3 is a top plan view thereof;
FIG. 4 is a bottom plan view thereof;
FIG. 5 is a left side elevational view thereof; and,
FIG. 6 is a right side elevational view thereof;

1 Claim, 4 Drawing Sheets

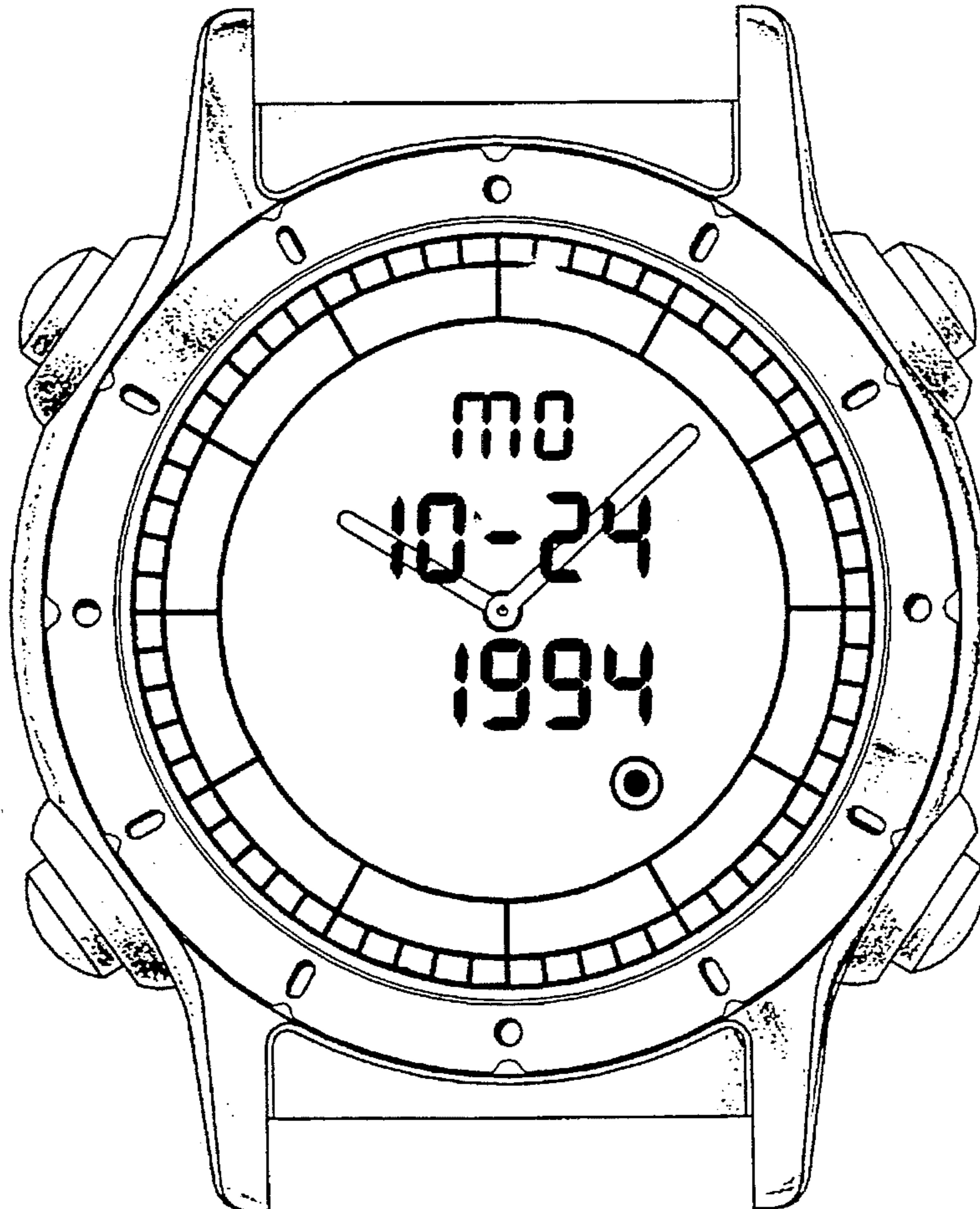


FIG. 1



FIG. 2

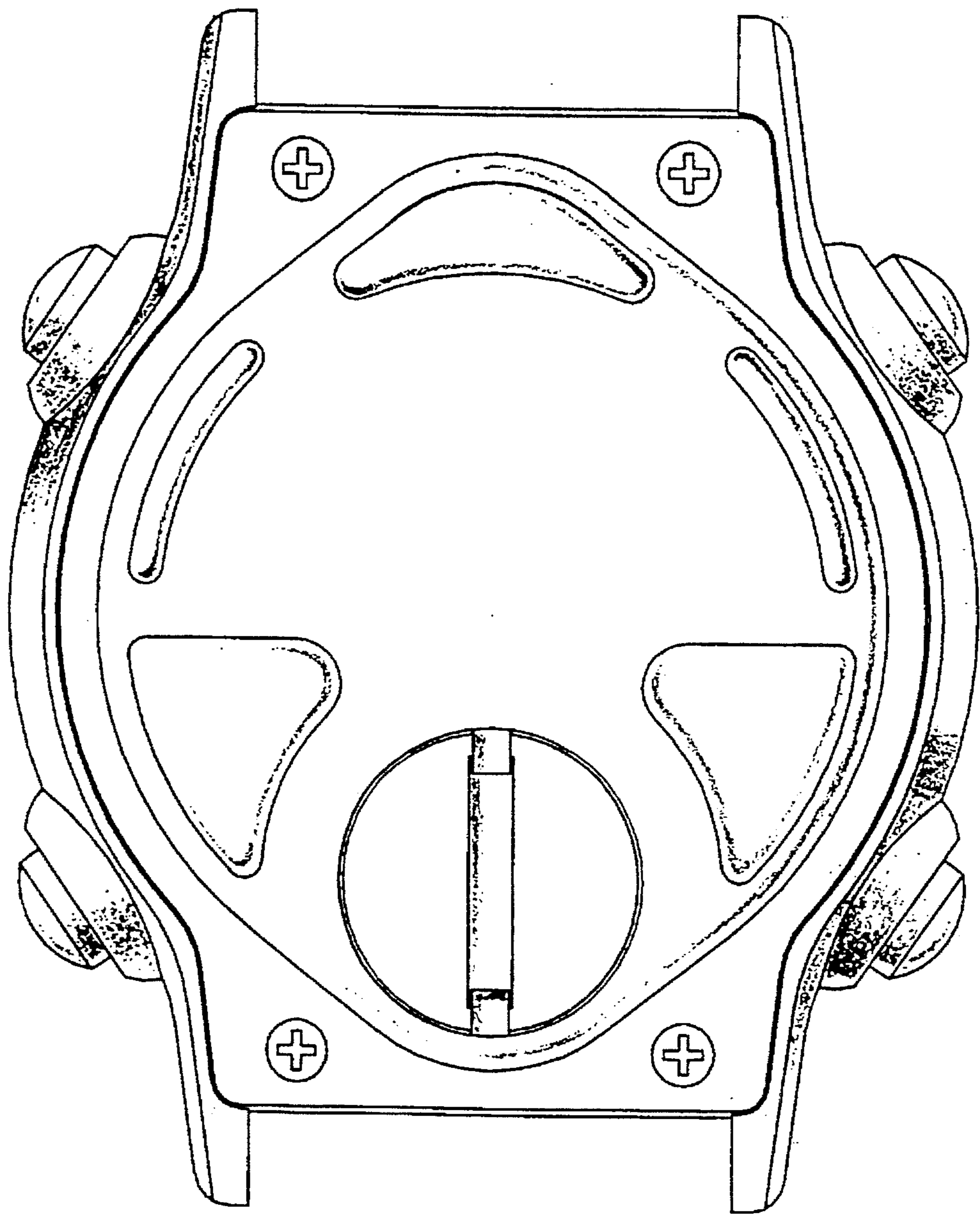


FIG. 3




FIG. 4




FIG. 5

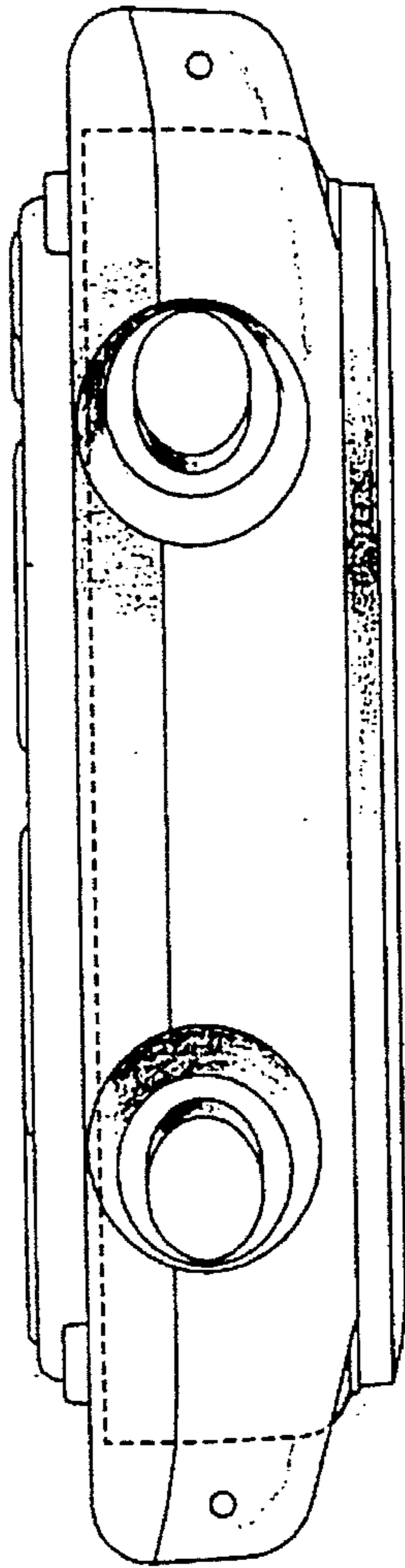


FIG. 6

