



US00D364819S

United States Patent [19]
Wunderman

[11] **Patent Number:** **Des. 364,819**
[45] **Date of Patent:** ****Dec. 5, 1995**

[54] **WATCH AND BRACELET DESIGN**

D. 348,615 7/1994 Bernard D10/39
D. 356,959 4/1995 Milovanovic D10/39

[75] **Inventor:** **Severin Wunderman**, Irvine, Calif.

OTHER PUBLICATIONS

[73] **Assignee:** **Severin Montres AG (Severin Montres SA) (Severin Montres Ltd.)**, Lengnau, Switzerland

Swiss Watch & Jewelry Journal—Feb. 1988 p. 221—Watch.
European Jeweler—Apr. 1973—p. 107—watch at top right.
European Jeweler—Feb. 1987—p. 108—watch at bottom-right.
Swiss Watch & Jewelry Journal—Apr. 1988—p. 547—watches.

[**] **Term:** **14 Years**

Primary Examiner—Nelson C. Holtje
Attorney, Agent, or Firm—McGlew and Tuttle

[21] **Appl. No.:** **33,810**

[22] **Filed:** **Jan. 20, 1995**

[57] **CLAIM**

[30] **Foreign Application Priority Data**

The ornamental design for a watch and bracelet design, as shown and described.

Sep. 19, 1994 [WO] WIPO DMA/002633

[52] **U.S. Cl.** **D10/32; D10/39**

[58] **Field of Search** D10/1-40, 122-132; 368/223, 228, 232, 276-277, 280-282, 285; D11/3, 5, 12, 19-25

DESCRIPTION

[56] **References Cited**

FIG. 1 is a top view of a watch and bracelet showing my new design;
FIG. 2 is a bottom view thereof;
FIG. 3 is a right-side view thereof;
FIG. 4 is a left-side view thereof;
FIG. 5 is a front-end view thereof;
FIG. 6 is a rear-end view thereof; and,
FIG. 7 is a right top perspective view thereof.

U.S. PATENT DOCUMENTS

D. 152,354 1/1949 Pennino D10/32
D. 310,335 9/1990 Wunderman D10/32
D. 312,973 12/1990 Woumer D10/39
D. 340,414 10/1993 DeGraeve D10/39

1 Claim, 2 Drawing Sheets






Fig. 1



Fig. 2




Fig. 3




Fig. 4




Fig. 5




Fig. 6



Fig. 7