



US00D364778S

United States Patent [19] Choi

[11] **Patent Number:** Des. 364,778
[45] **Date of Patent:** **Dec. 5, 1995

[54] **IGNITER**

[76] **Inventor:** William Y. Choi, 19Fl., No. 6, Alley 1, Lane 55, Sec. 1, Hoping E. Rd., Taipei, Taiwan

[**] **Term:** 14 Years

[21] **Appl. No.:** 29,640

[22] **Filed:** Oct. 12, 1994

[52] **U.S. Cl.** D7/416

[58] **Field of Search** D7/416, 417; D27/137, D27/141, 142, 147; 126/25 B; 44/522, 538; D9/455, 435

[56] **References Cited**

U.S. PATENT DOCUMENTS

D. 231,119	4/1974	Saito et al.	D7/416
D. 241,645	9/1976	Lanzi	D7/416
D. 258,840	4/1981	Plonzner	D7/416
D. 277,307	1/1985	Zeller et al.	D7/416
D. 293,603	1/1988	Matsumaru	D7/416

D. 294,329	1/1988	Matsumaru	D7/416
D. 295,598	5/1988	Takase	D7/416
D. 327,813	7/1992	Shike et al.	D7/416

Primary Examiner—Alan P. Douglas
Assistant Examiner—M. N. Pandozzi
Attorney, Agent, or Firm—Morton J. Rosenberg; David I. Klein

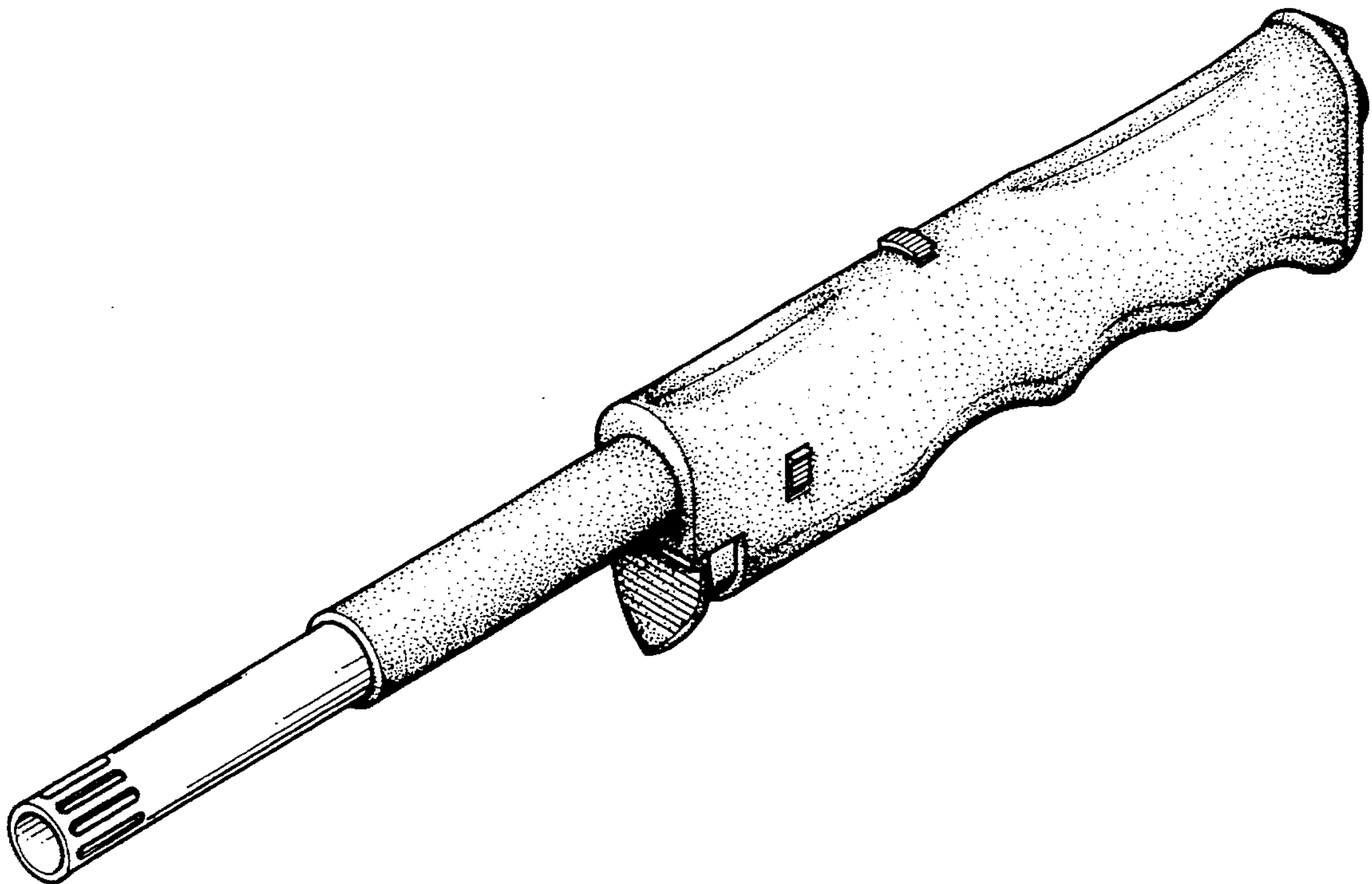
[57] **CLAIM**

The ornamental design of an igniter, as shown.

DESCRIPTION

FIG. 1 is an isometric view of an igniter;
FIG. 2 is a front view thereof;
FIG. 3 is a rear view thereof;
FIG. 4 is a left side view thereof;
FIG. 5 is a right side view thereof;
FIG. 6 is a top view thereof; and,
FIG. 7 is a bottom view thereof.

1 Claim, 3 Drawing Sheets



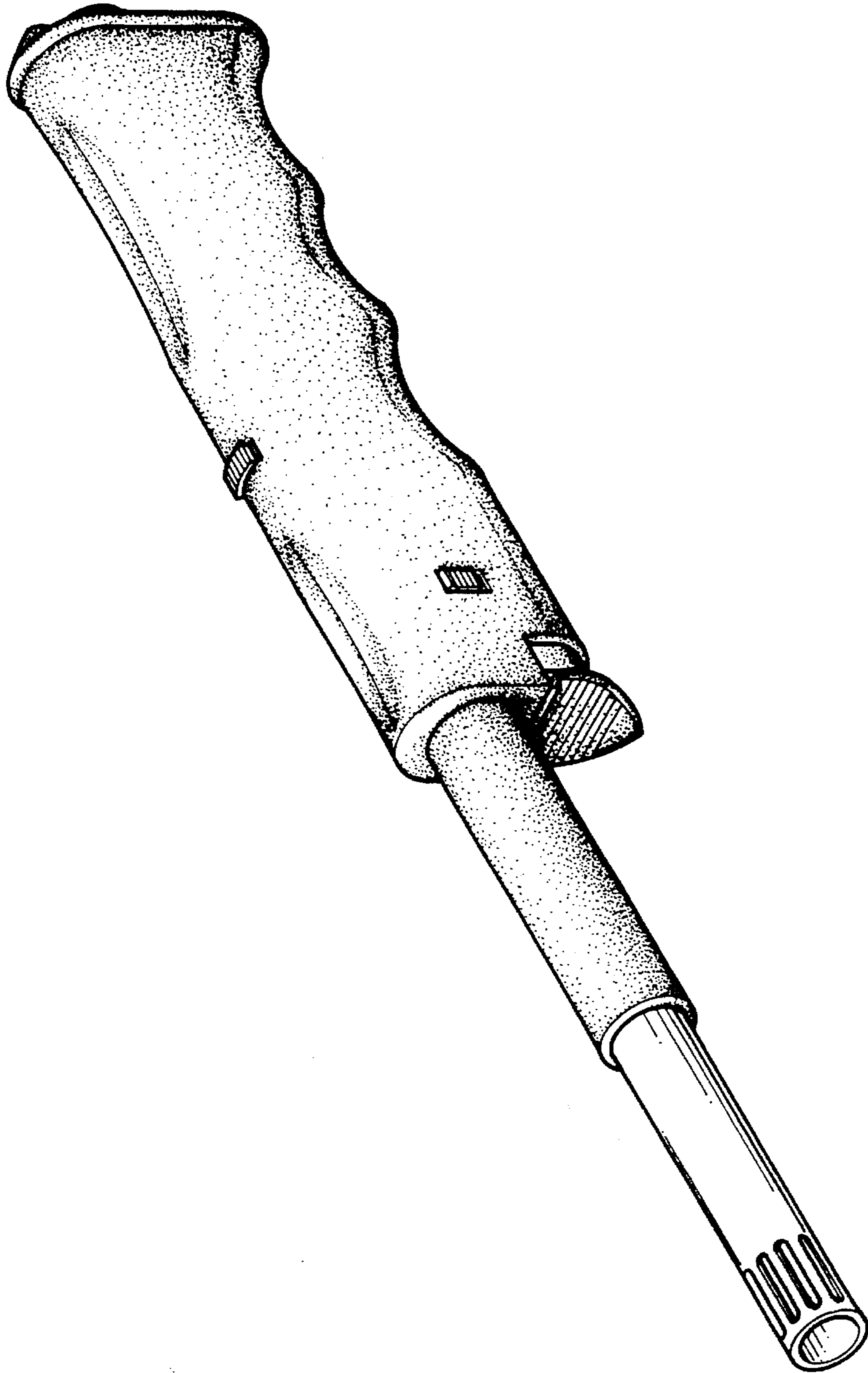


FIG. 1

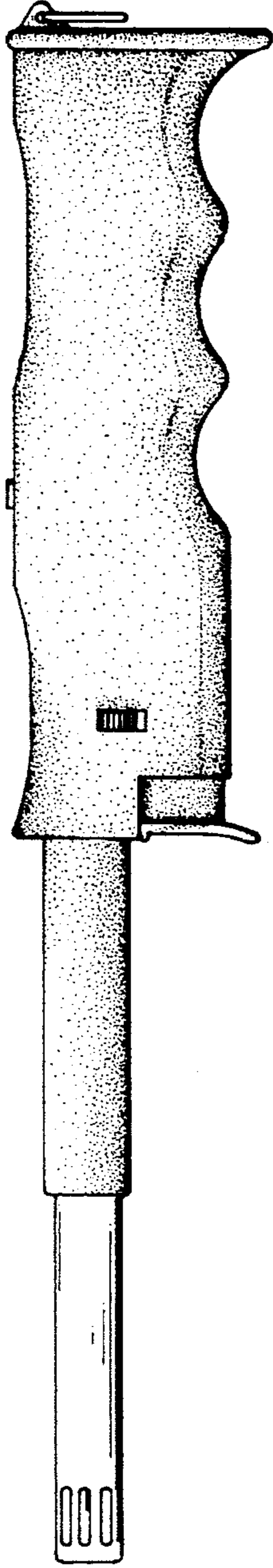


FIG. 5

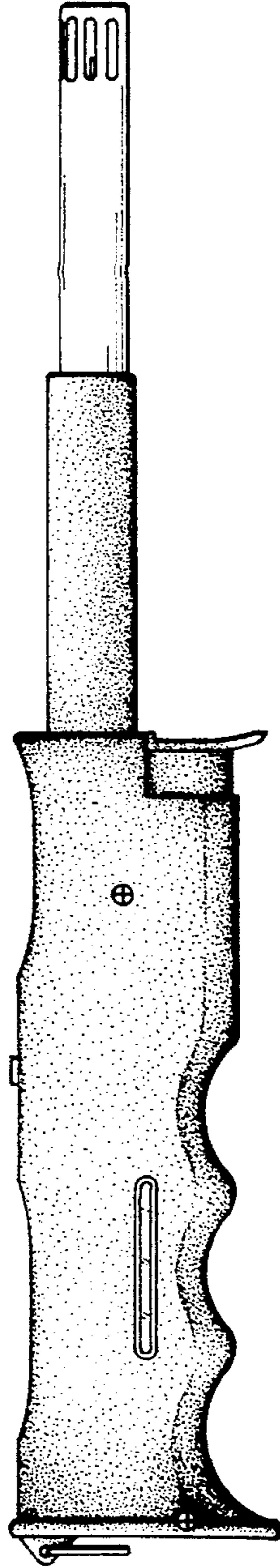


FIG. 4

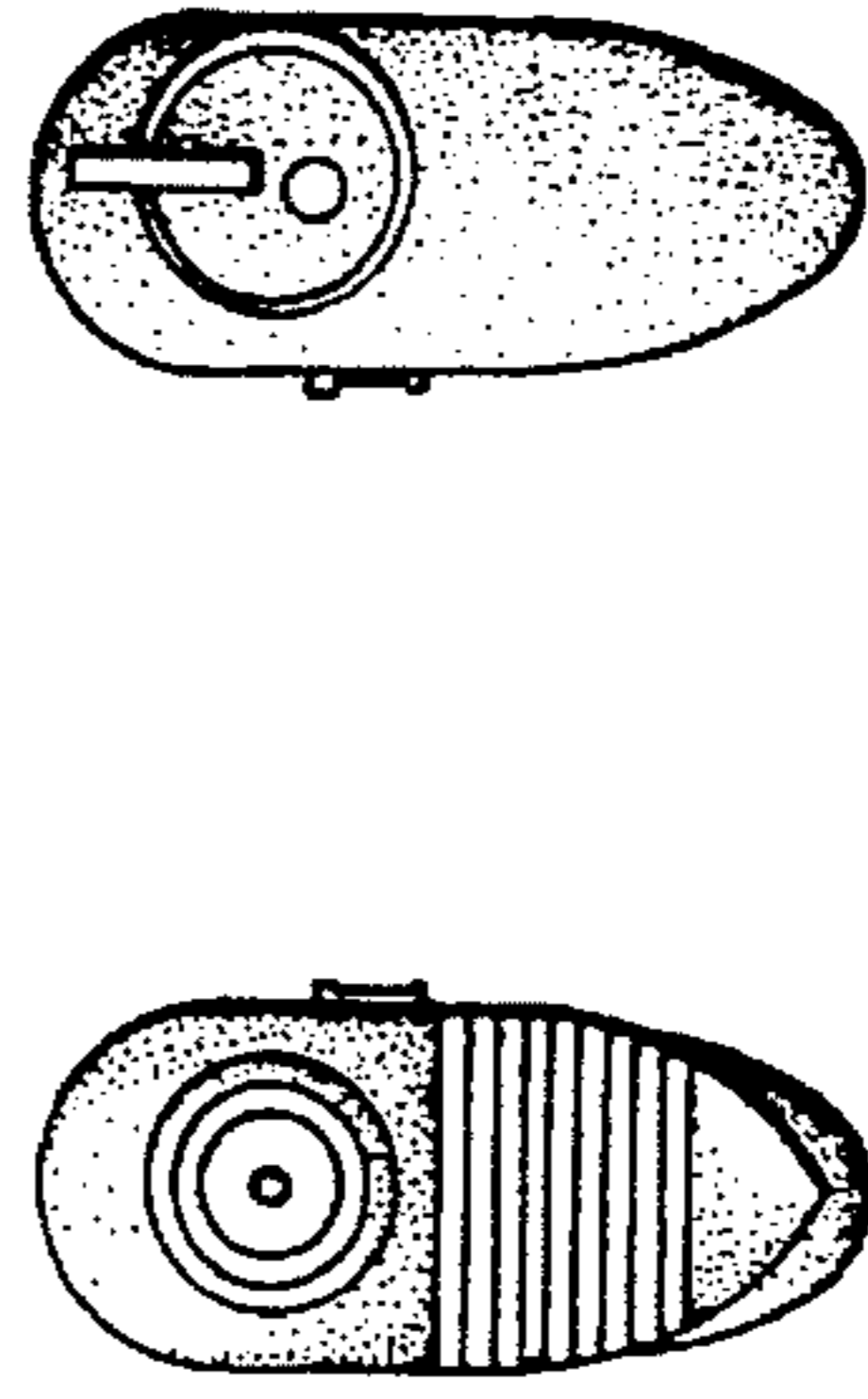


FIG. 2 FIG. 3




FIG. 6

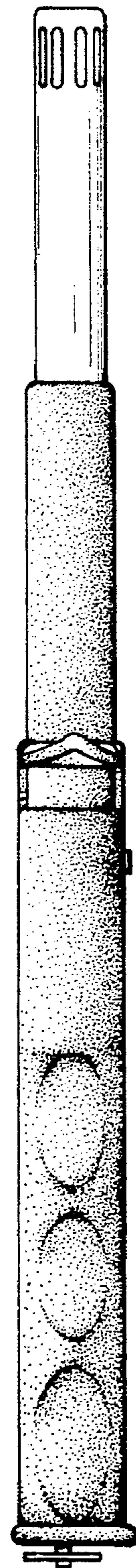


FIG. 7