



US00D364761S

United States Patent [19] Huggins

[11] Patent Number: **Des. 364,761**

[45] Date of Patent: ****Dec. 5, 1995**

[54] **COMPUTER WORKSTATION**

[76] Inventor: **Tina C. Huggins**, 939 Robertson Academy Rd., Nashville, Tenn. 37220

[**] Term: **14 Years**

[21] Appl. No.: **27,754**

[22] Filed: **Aug. 29, 1994**

[52] U.S. Cl. **D6/474**

[58] Field of Search D6/396, 421, 429, D6/449, 450, 451, 474, 475, 476, 477; 211/13; 248/174

[56] **References Cited**

U.S. PATENT DOCUMENTS

D. 280,684	9/1985	Cervero	D6/429	X
D. 282,513	2/1986	Wolford, Sr.	D6/429	X
D. 287,319	12/1986	Ugalde	D6/474	
D. 289,114	4/1987	Dickson	D6/421	
D. 297,987	10/1988	Borsos	D6/421	X
D. 311,291	10/1990	Ugalde	D6/474	
D. 313,517	1/1991	Ugalde	D6/429	X
D. 328,203	7/1992	Allen	D6/474	X
D. 329,251	9/1992	Olsword et al.	D6/429	X
D. 341,776	11/1993	Broyles	D6/476	X

Primary Examiner—Alan P. Douglas

Assistant Examiner—S. Snapp

Attorney, Agent, or Firm—Rick R. Wascher; Wascher & Thomas

[57] **CLAIM**

The ornamental design for a computer workstation, as shown.

DESCRIPTION

FIG. 1 is a front, elevated, perspective view of the computer workstation of the present invention;

FIG. 2 is a front plan view of an alternate embodiment of the computer workstation of FIG. 1;

FIG. 3 is a side view of the computer workstation of FIG. 2 as seen from the right hand side of FIG. 2;

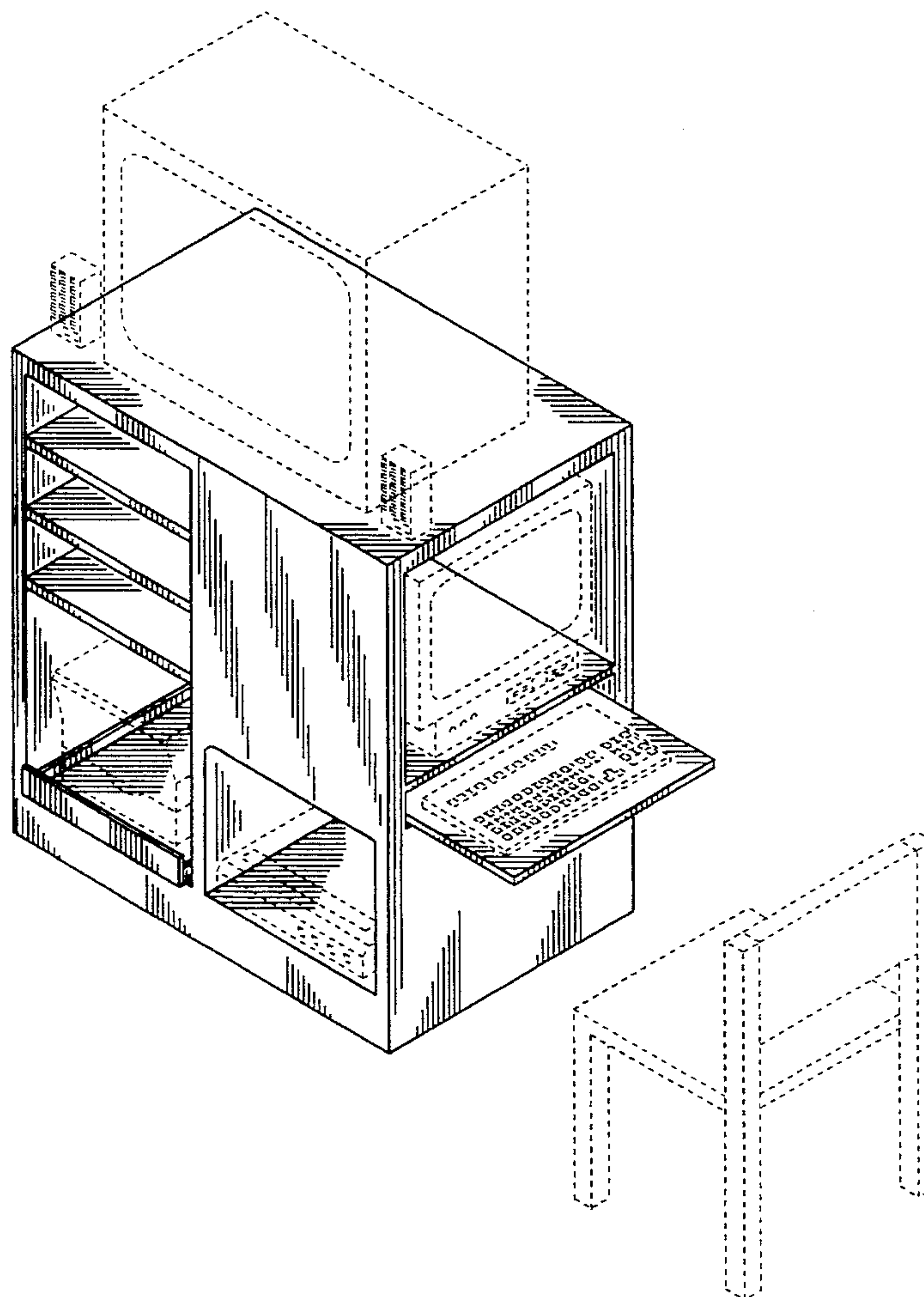
FIG. 4 is a rear elevational view of the embodiment of the computer workstation of FIG. 1;

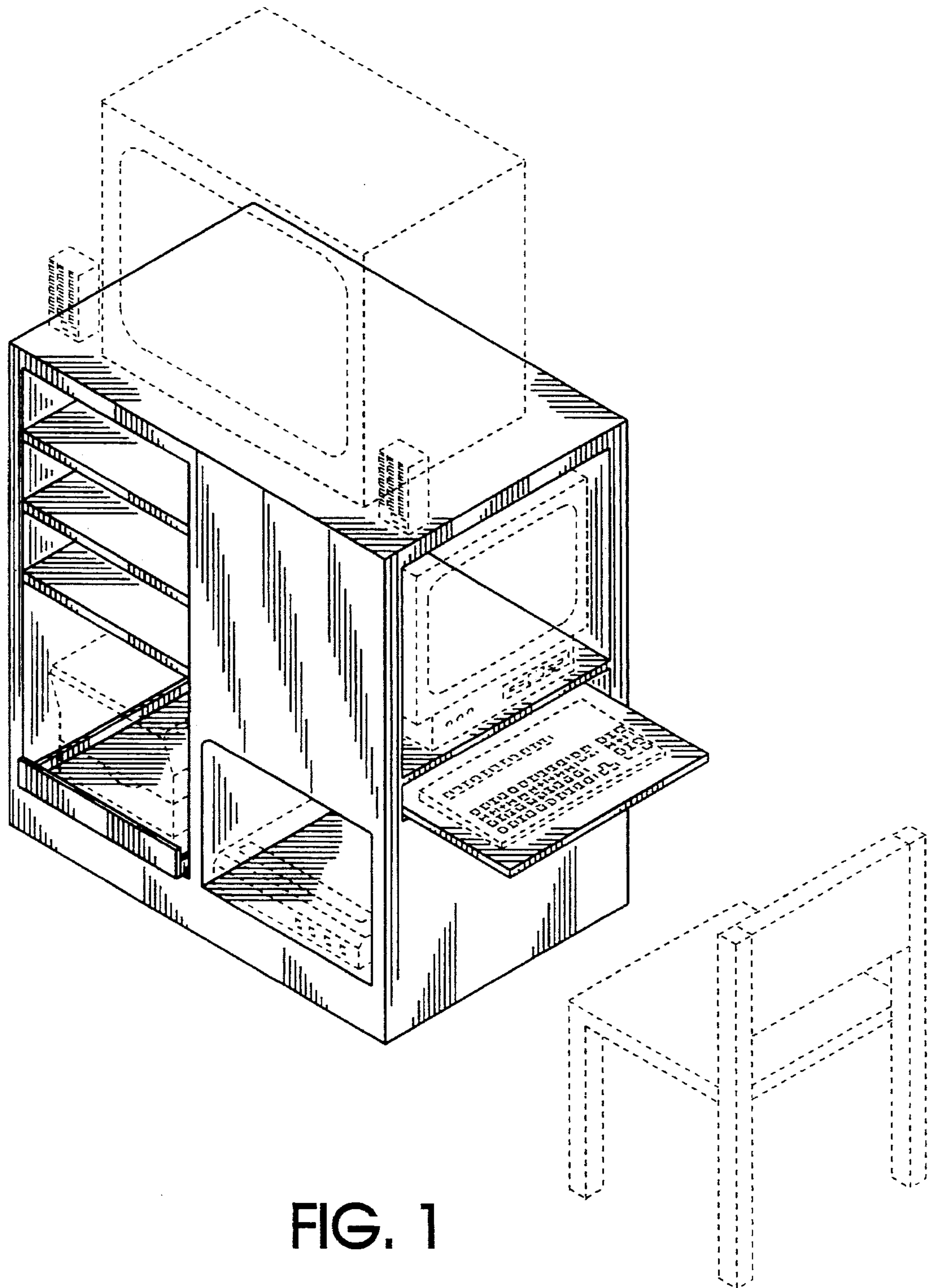
FIG. 5 is a bottom view of the embodiment of the computer workstation of FIG. 1; and,

FIG. 6 is a left side elevational view of the embodiment of the computer workstation of FIG. 1.

The broken line showing of computer components and chair is for illustrative purposes only and forms no part of the claimed design.

1 Claim, 3 Drawing Sheets





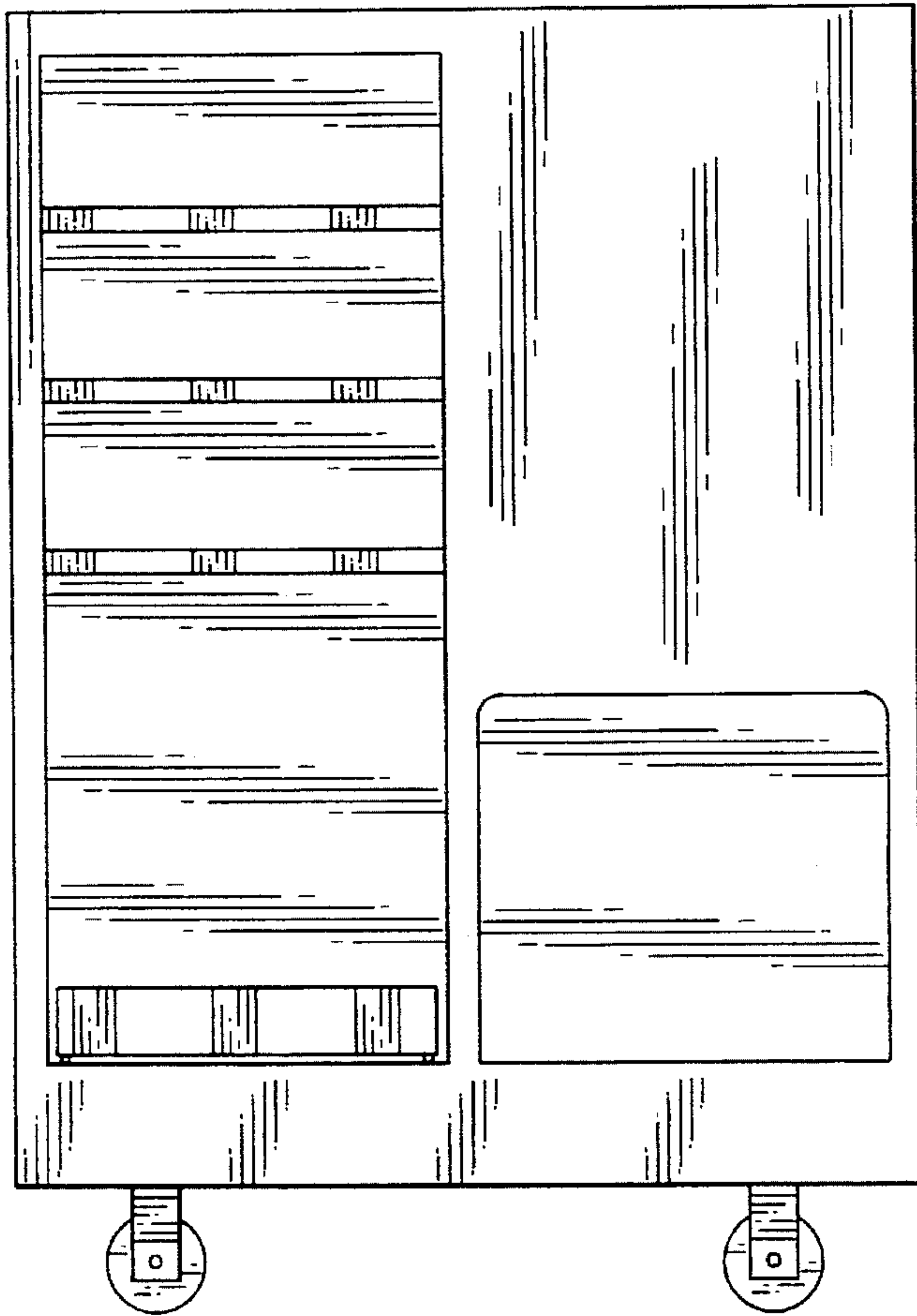


FIG. 2




FIG. 3




FIG. 4




FIG. 6




FIG. 5