



US00D364760S

# United States Patent [19]

Robertson et al.

[11] Patent Number: Des. 364,760

[45] Date of Patent: \*\*Dec. 5, 1995

[54] **MERCHANDISING DISPLAY COOLER**

[75] Inventors: **J. David Robertson**, Atlanta; **John P. Woods**, Lula; **Stephen M. Mobley**, Marietta, all of Ga.

[73] Assignee: **The Mead Corporation**, Dayton, Ohio

[\*\*] Term: **14 Years**

[21] Appl. No.: **30,029**

[22] Filed: **Oct. 21, 1994**

[52] U.S. Cl. .... **D6/470**

[58] Field of Search ..... D6/470, 471, 472, D6/474; D15/81, 82, 83, 84, 89, 91; 312/114, 116, 236; 62/246; D7/601-605

[56] **References Cited**

**U.S. PATENT DOCUMENTS**

- D. 156,760 1/1950 Orley ..... D15/83
- D. 176,840 2/1956 Dailey ..... D15/83
- D. 190,006 3/1961 Nelson ..... D15/83 X
- D. 299,391 1/1989 Meehan ..... D15/83 X

- D. 307,026 4/1990 Barish ..... D15/83
- D. 317,844 7/1991 Stoddard et al. .... D7/605
- D. 343,327 1/1994 Bailey et al. .... D7/301
- 3,803,738 4/1974 Weiss ..... 40/306
- 4,449,761 5/1984 Davis et al. .... 312/116 X

*Primary Examiner*—Alan P. Douglas  
*Assistant Examiner*—S. Snapp  
*Attorney, Agent, or Firm*—Tsugihiko Suzuki

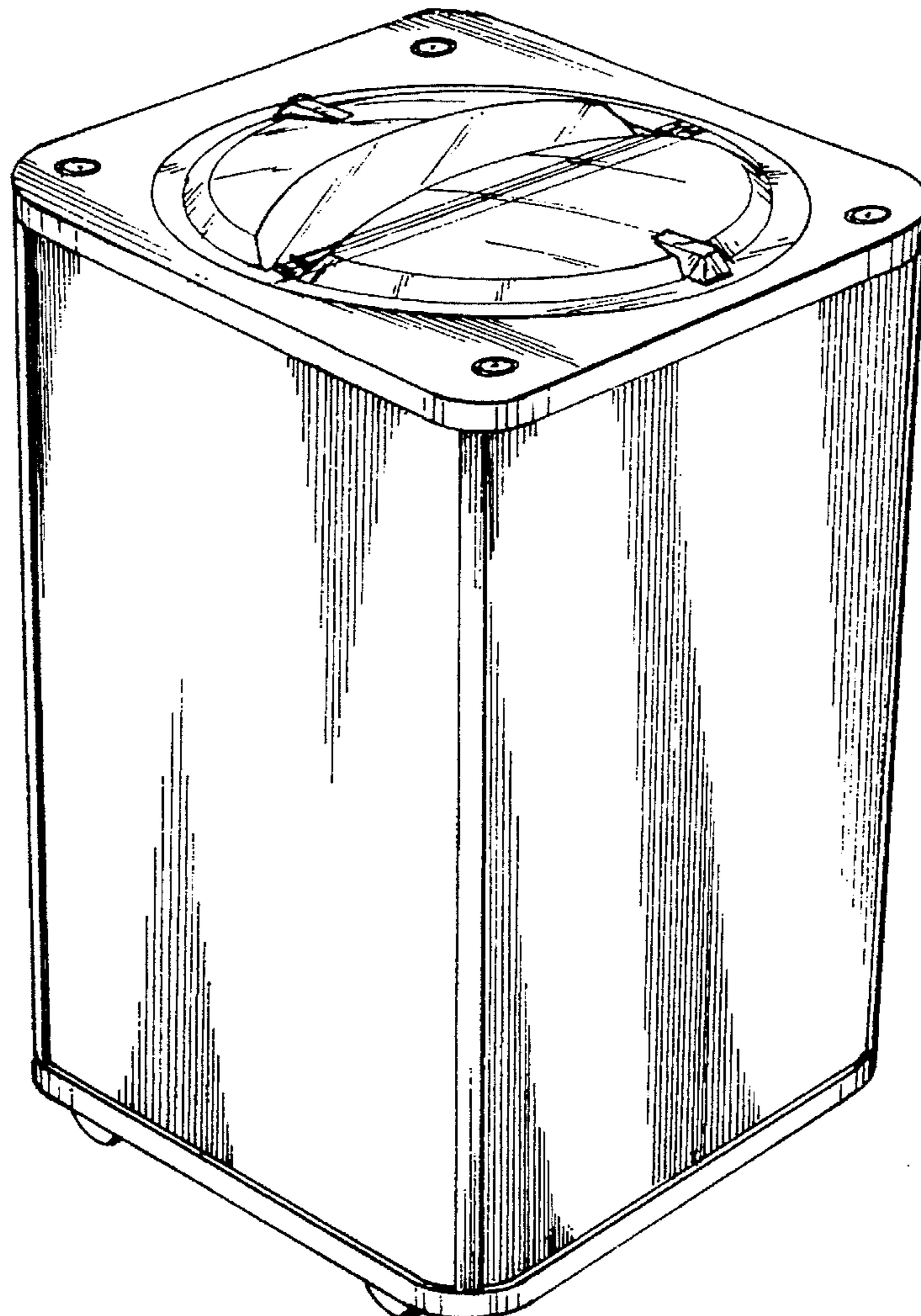
[57] **CLAIM**

The ornamental design for a merchandising display cooler, as shown and described.

**DESCRIPTION**

FIG. 1 is a perspective view of a merchandising display cooler showing our new design; FIG. 2 is a top plan view thereof; FIG. 3 is a front elevation thereof; the rear elevation being a mirror image thereof; FIG. 4 is a right side elevation thereof; the left side elevation being a mirror image thereof; and, FIG. 5 is a bottom plan view thereof.

**1 Claim, 2 Drawing Sheets**



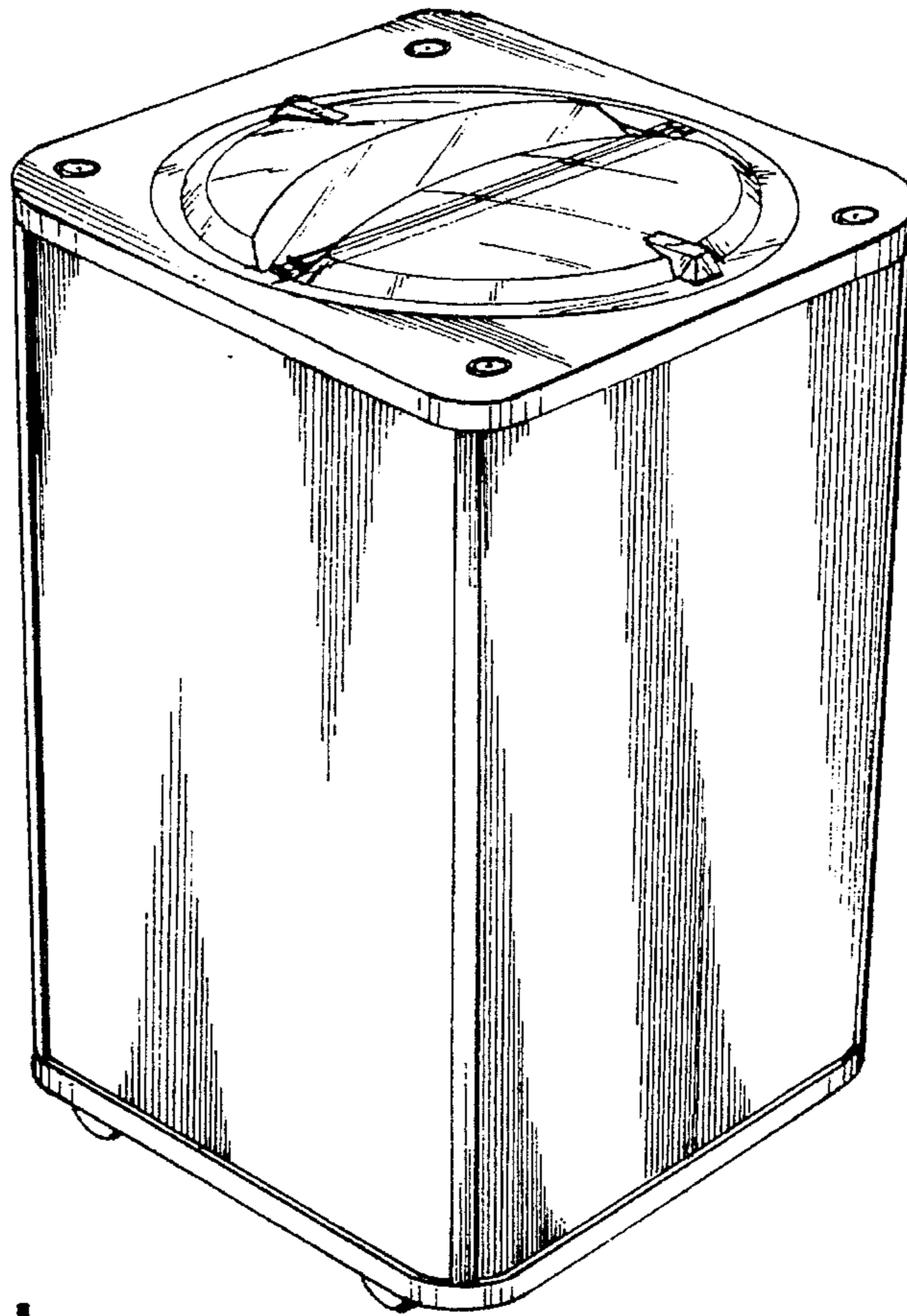


FIG. 1

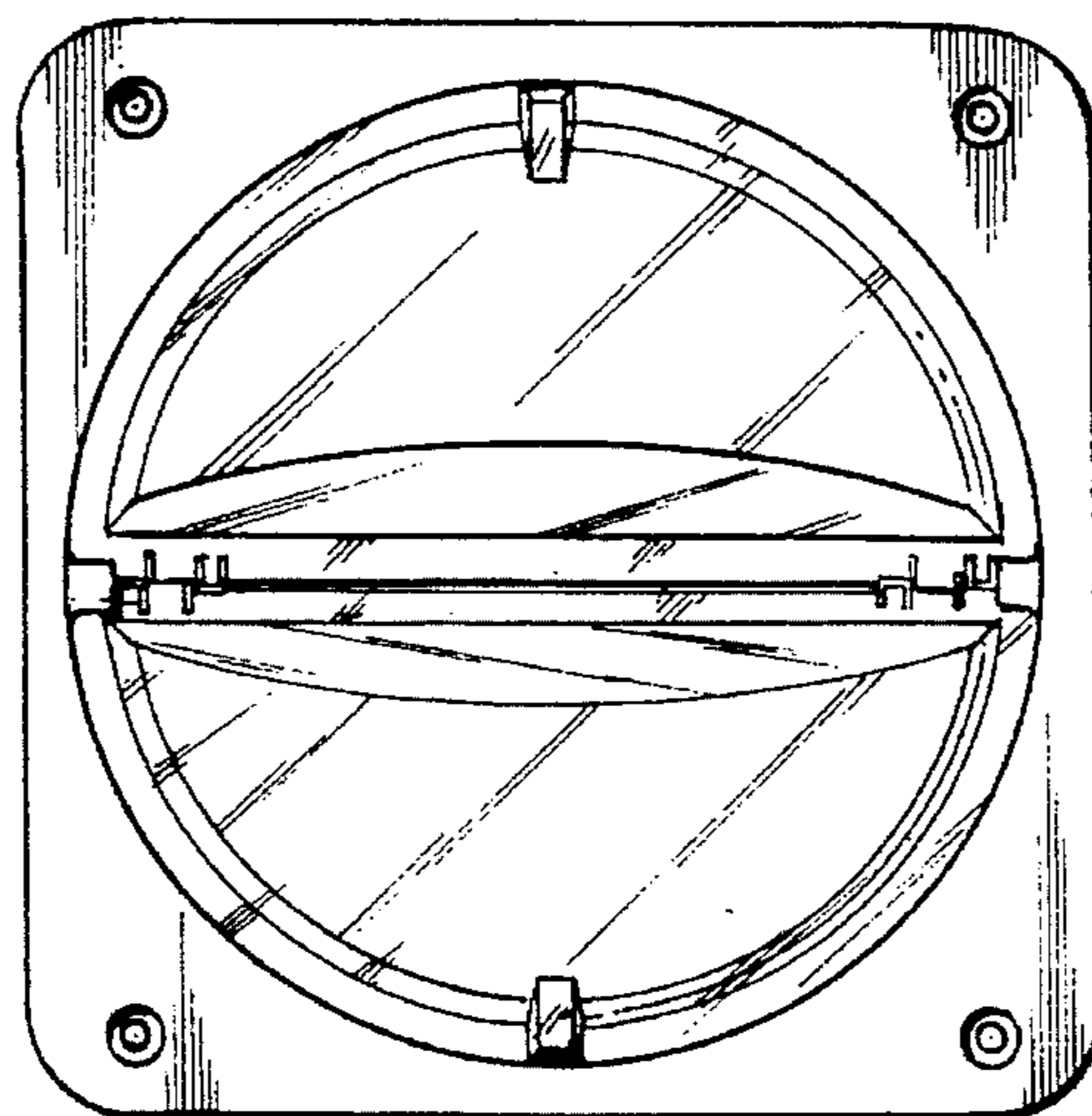


FIG. 2




FIG. 3




FIG. 4

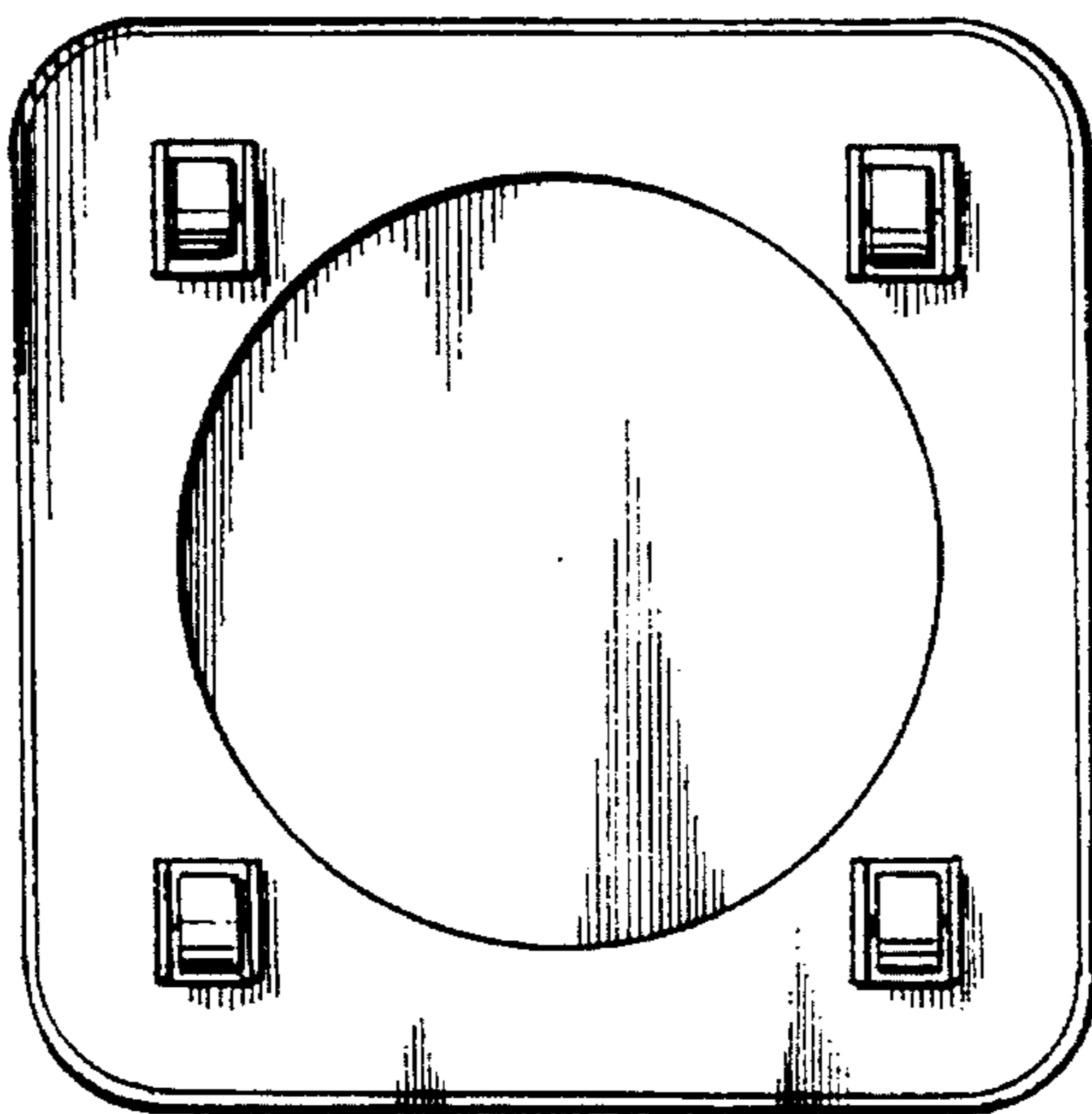


FIG. 5