



US00D364727S

United States Patent [19]

Allgood

[11] Patent Number: **Des. 364,727**

[45] Date of Patent: ****Dec. 5, 1995**

[54] CAP

[76] Inventor: **Richard W. Allgood**, 2008 Cornell Ave., Winter Park, Fla. 32789

[**] Term: **14 Years**

[21] Appl. No.: **28,853**

[22] Filed: **Sep. 23, 1994**

[52] U.S. Cl. **D2/882**

[58] Field of Search D2/865, 868, 869, D2/876, 879, 882, 884; 2/171, 195.1, 195.2, 195.3, 195.7

[56] **References Cited**

U.S. PATENT DOCUMENTS

D. 59,512	10/1921	Podolsky	D2/882
D. 92,936	7/1934	Tobin	D2/882
D. 259,520	6/1981	Rappaport	D2/882
D. 290,061	6/1987	Fyvolent	D2/885 X
D. 309,523	7/1990	Martin	D2/884

D. 313,497	1/1991	Amozorrutia et al.	D2/872
D. 333,558	3/1993	Vossler	D2/887
D. 352,379	11/1994	Pierce, Jr.	D2/865 X
1,598,313	8/1926	Rosenberg	D2/876 X
4,872,218	10/1989	Holt	2/195.1 X

Primary Examiner—Terry A. Wallace
Assistant Examiner—Paula Mortimer
Attorney, Agent, or Firm—William M. Hobby, III


[57] **CLAIM**

The ornamental design for a cap, as shown.

DESCRIPTION

FIG. 1 is a top front perspective view of my new cap;
FIG. 2 is a rear elevational view;
FIG. 3 is a front elevational view;
FIG. 4 is a side elevational view;
FIG. 5 is a top plan view; and,
FIG. 6 is a bottom plan view.

1 Claim, 1 Drawing Sheet






FIG. 1

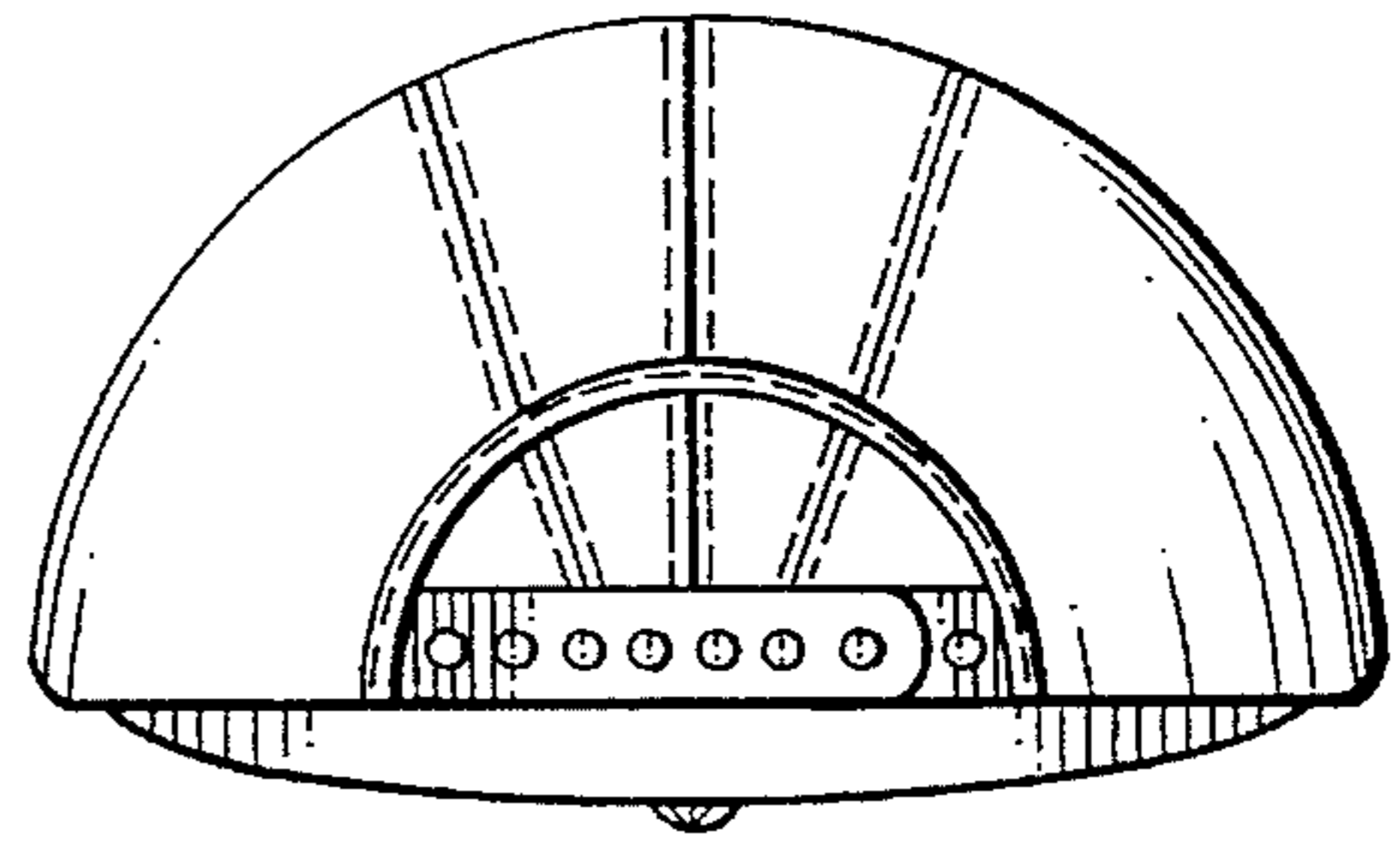


FIG. 2




FIG. 3

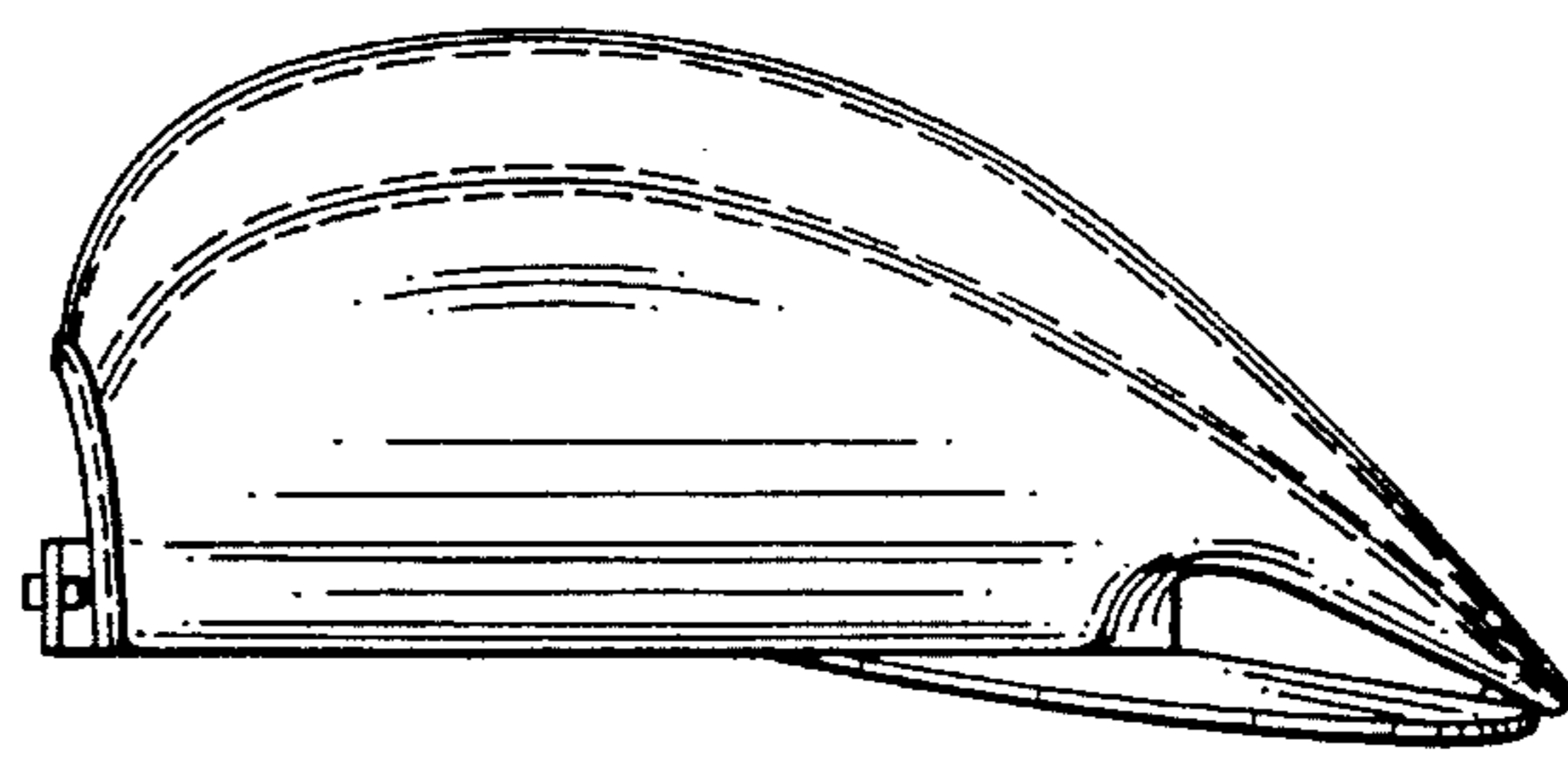


FIG. 4

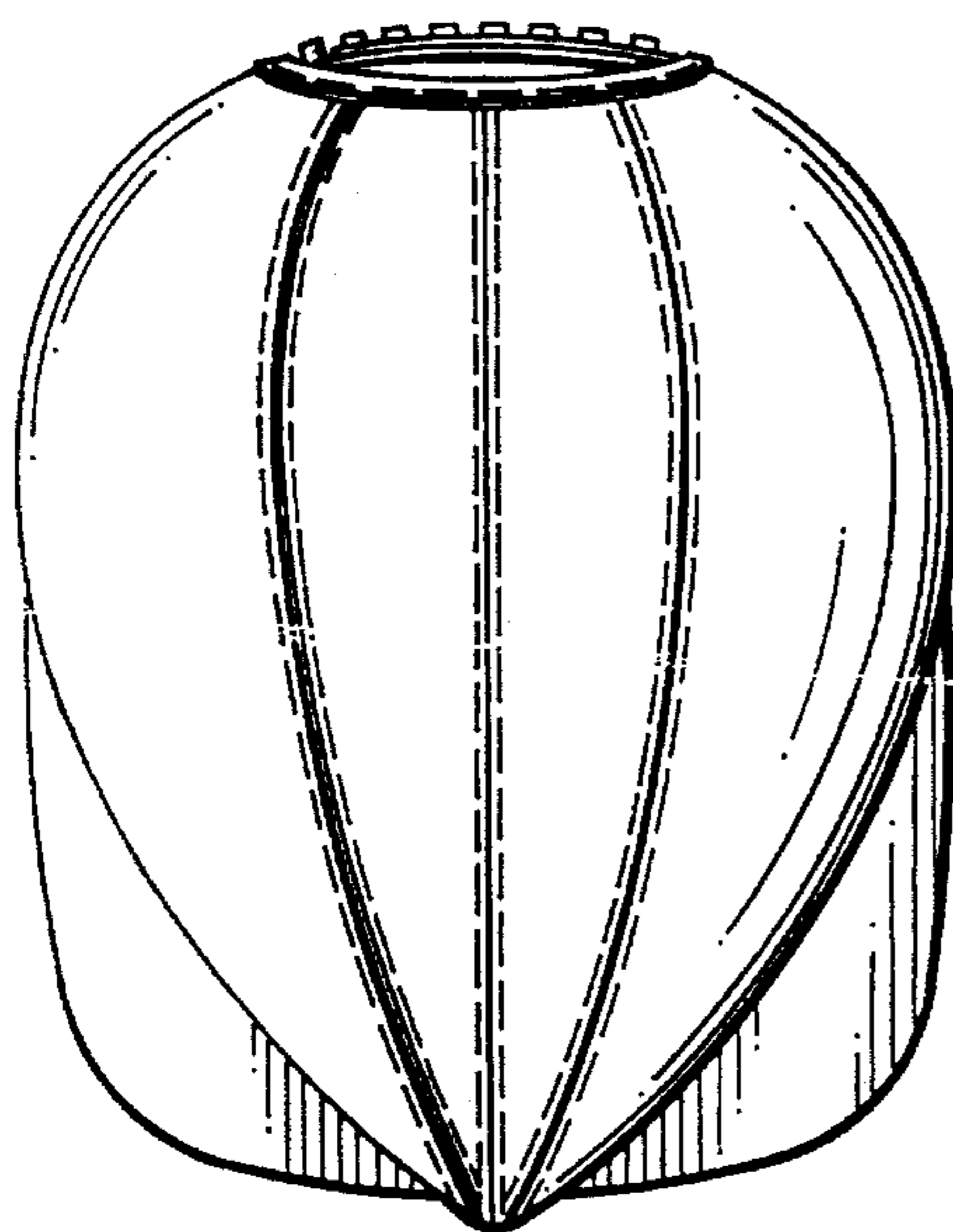


FIG. 5

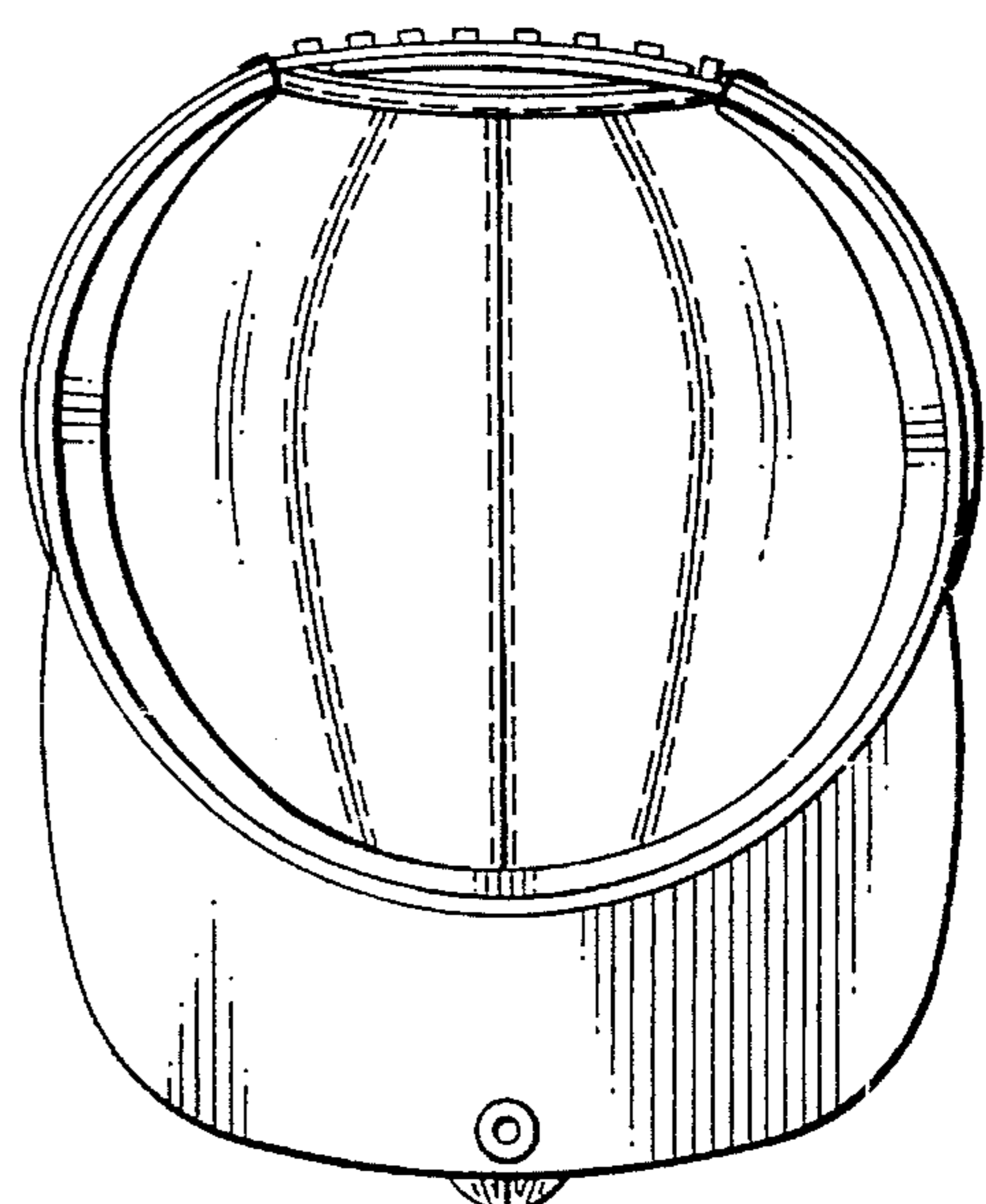


FIG. 6