



US00D364726S

United States Patent [19]

Kosc

[11] **Patent Number: Des. 364,726**

[45] **Date of Patent: **Dec. 5, 1995**

[54] **APRON**

[76] **Inventor: Mary Kosc, 470 Queen Street, Winnipeg, Manitoba, R3J 1L2, Canada**

[**] **Term: 14 Years**

[21] **Appl. No.: 16,757**

[22] **Filed: Dec. 23, 1993**

[52] **U.S. Cl. D2/864; D2/860; D2/861**

[58] **Field of Search D2/743, 860, 861, D2/864; D3/226, 229; 2/51, 79, 227, 48, 49.2, 46; 224/229**

[56] **References Cited**

U.S. PATENT DOCUMENTS

D. 55,573	6/1920	Pfefferle et al.	D2/743
D. 291,640	9/1987	Russo	D2/743
D. 298,382	11/1988	Webster	D3/229
D. 299,585	1/1989	Corwin et al.	D3/226
1,139,532	5/1915	Kelly et al.	2/79
1,382,446	6/1921	Warren	D3/226

1,998,739	4/1935	Sanderson	2/227
2,945,614	7/1960	Wittmann, Sr.	2/51
4,440,525	4/1984	Perla	224/229

Primary Examiner—Celia Murphy
Attorney, Agent, or Firm—Alfred Walker

[57] **CLAIM**

The ornamental design for an apron, as shown and described.

DESCRIPTION

FIG. 1 is a perspective view of an apron showing my new design;

FIG. 2 is a front view thereof;

FIG. 3 is a right side view thereof;

FIG. 4 is a top view thereof;

FIG. 5 is a left side view thereof;

FIG. 6 is a rear view thereof; and,

FIG. 7 is a bottom plan view.

1 Claim, 3 Drawing Sheets

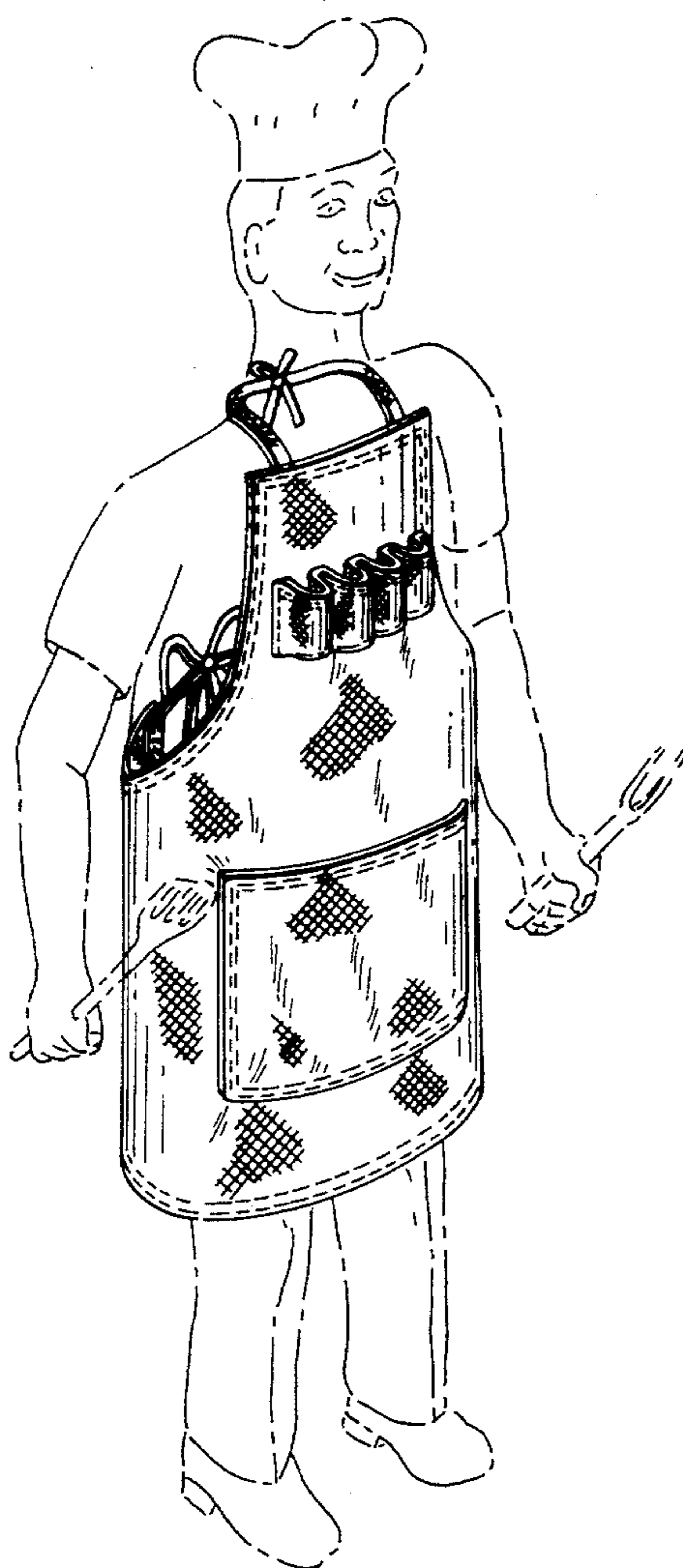


FIG. 1



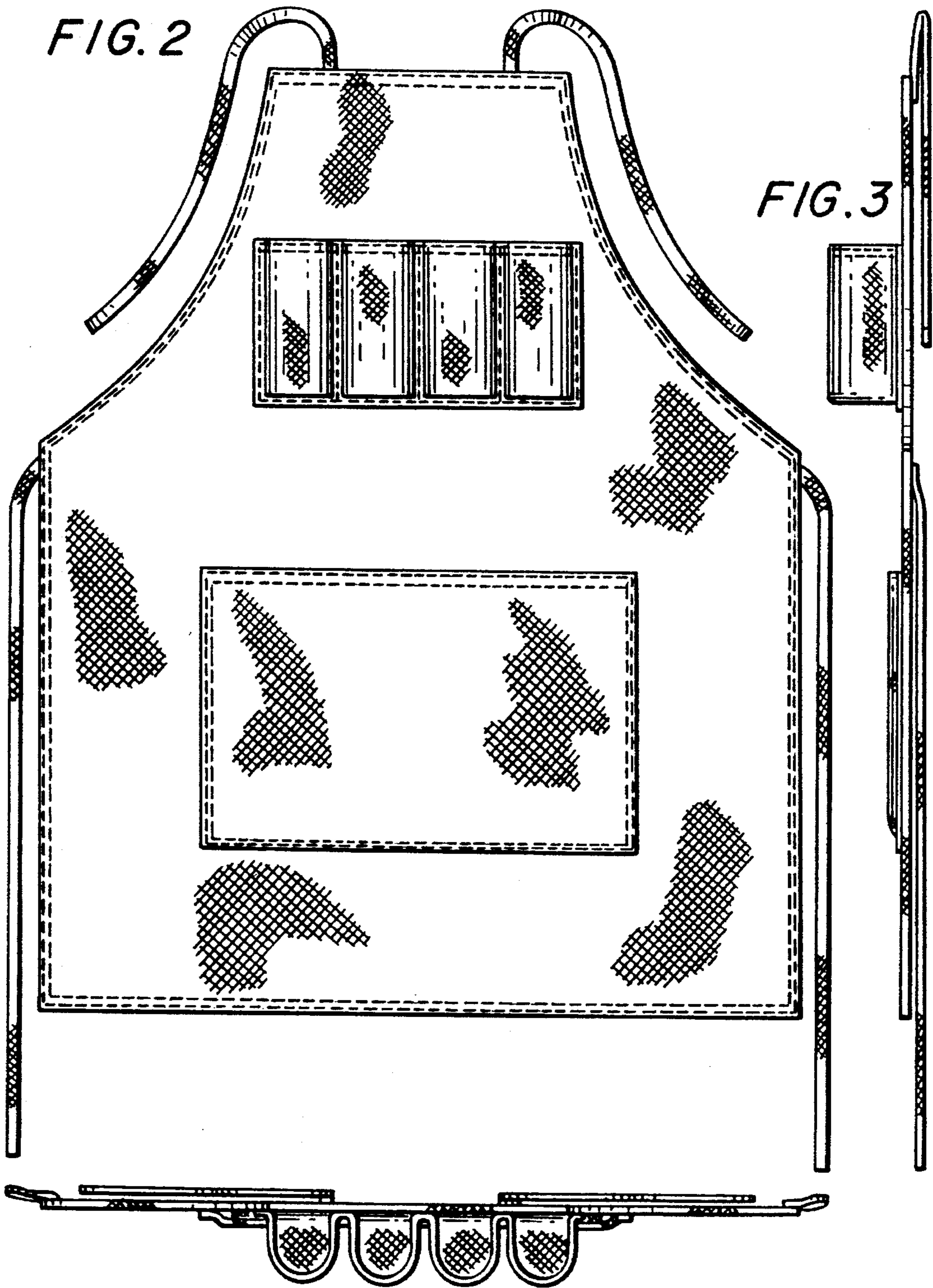


FIG. 4

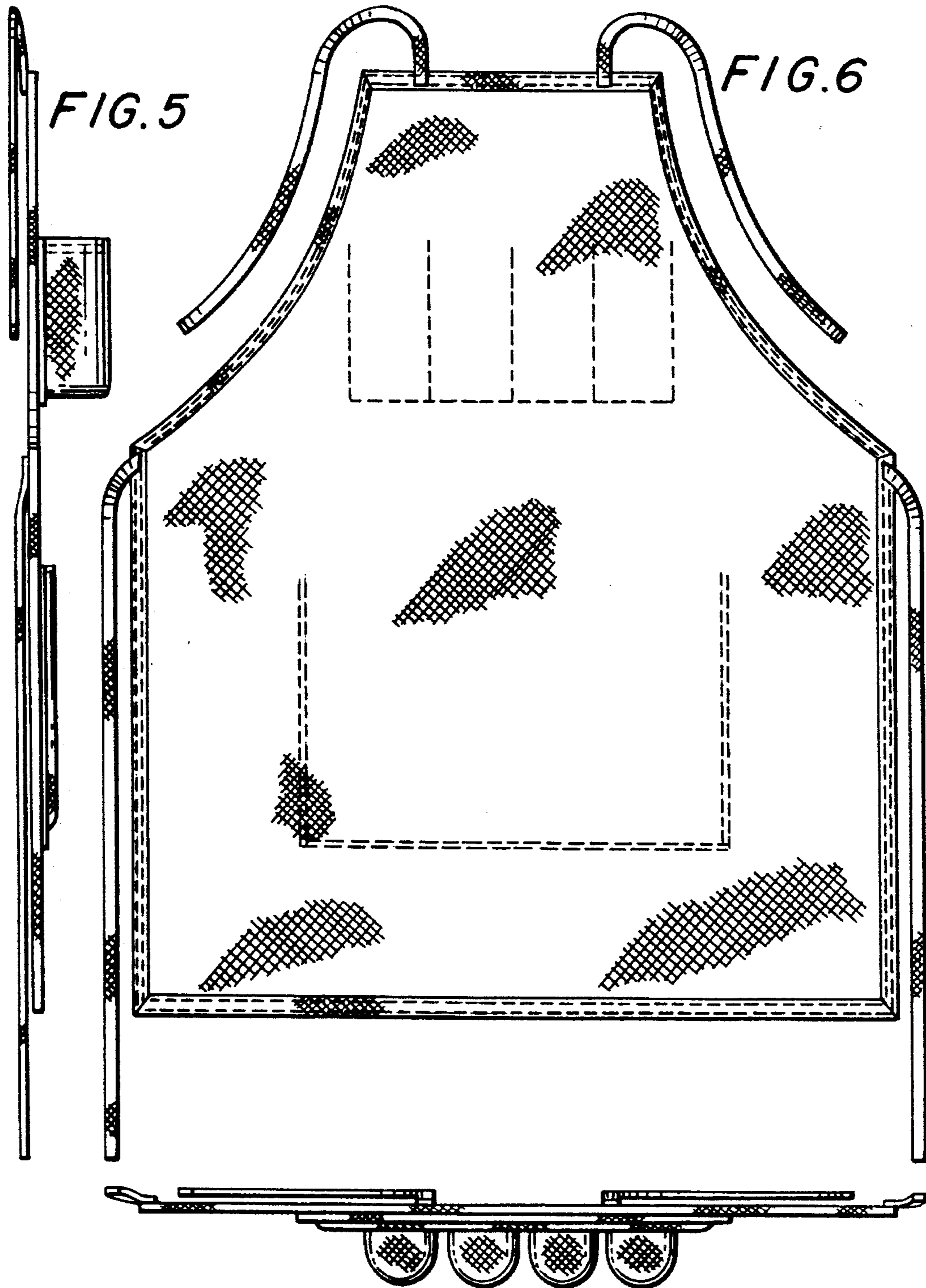


FIG. 5

FIG. 6

FIG. 7