



US00D364718S

United States Patent [19]

[11] Patent Number: **Des. 364,718**

Reuss

[45] Date of Patent: ****Nov. 28, 1995**

[54] **LOTTERY TICKET SCRAPER**

4,881,291 11/1989 Ellis 30/169 X

[76] Inventor: **Mark A. Reuss**, P.O. Box 1704,
Pittsfield, Mass. 01202-1704

Primary Examiner—A. Hugo Word
Assistant Examiner—Cynthia E. Ramirez
Attorney, Agent, or Firm—Kent I. Patashnick

[**] Term: **14 Years**

[57] **CLAIM**

[21] Appl. No.: **22,868**

The ornamental design for a lottery ticket scraper, as shown and described.

[22] Filed: **May 13, 1994**

[52] U.S. Cl. **D32/46**

DESCRIPTION

[58] **Field of Search** D32/40, 46, 49,
D32/35, 47, 48; 15/236.01, 237, 236.02,
236.03, 236.06, 236.09; 30/169, 171, 172

FIG. 1 is a perspective view of the lottery ticket scraper that shows the design;
FIG. 2 is a top plan view thereof;
FIG. 3 is a side elevational view, wherein the opposite side is a mirror image thereof;
FIG. 4 is a bottom plan view thereof;
FIG. 5 is a side elevational view, rotated 180°, relative to FIG. 3, about an axis parallel to the central longitudinal axis, wherein the opposite side is a mirror image thereof;
FIG. 6 is a rear elevational view thereof; and,
FIG. 7 is a front elevational view thereof.

[56] **References Cited**

U.S. PATENT DOCUMENTS

D. 198,075	4/1964	Davis	D32/49	X
D. 261,217	10/1981	Mutch	D32/49	X
D. 269,944	8/1983	Young	D32/46	X
D. 287,093	12/1986	Ryan	D32/46	X
3,092,411	7/1961	Hardy	30/169	X
3,157,946	11/1962	Smecko	30/169	
4,654,923	4/1987	Facaine et al.	30/169	X

1 Claim, 7 Drawing Sheets

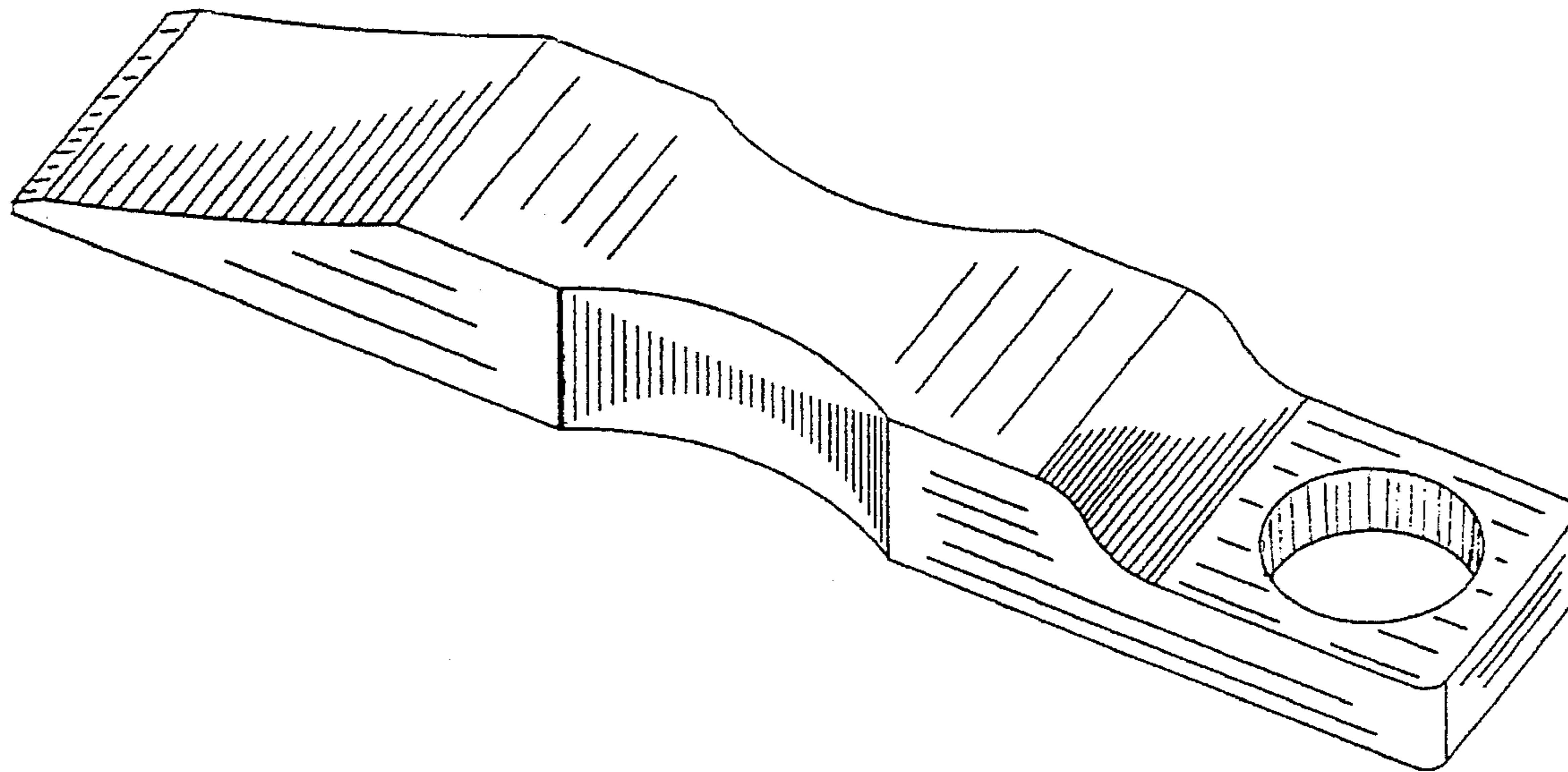


Fig. 1

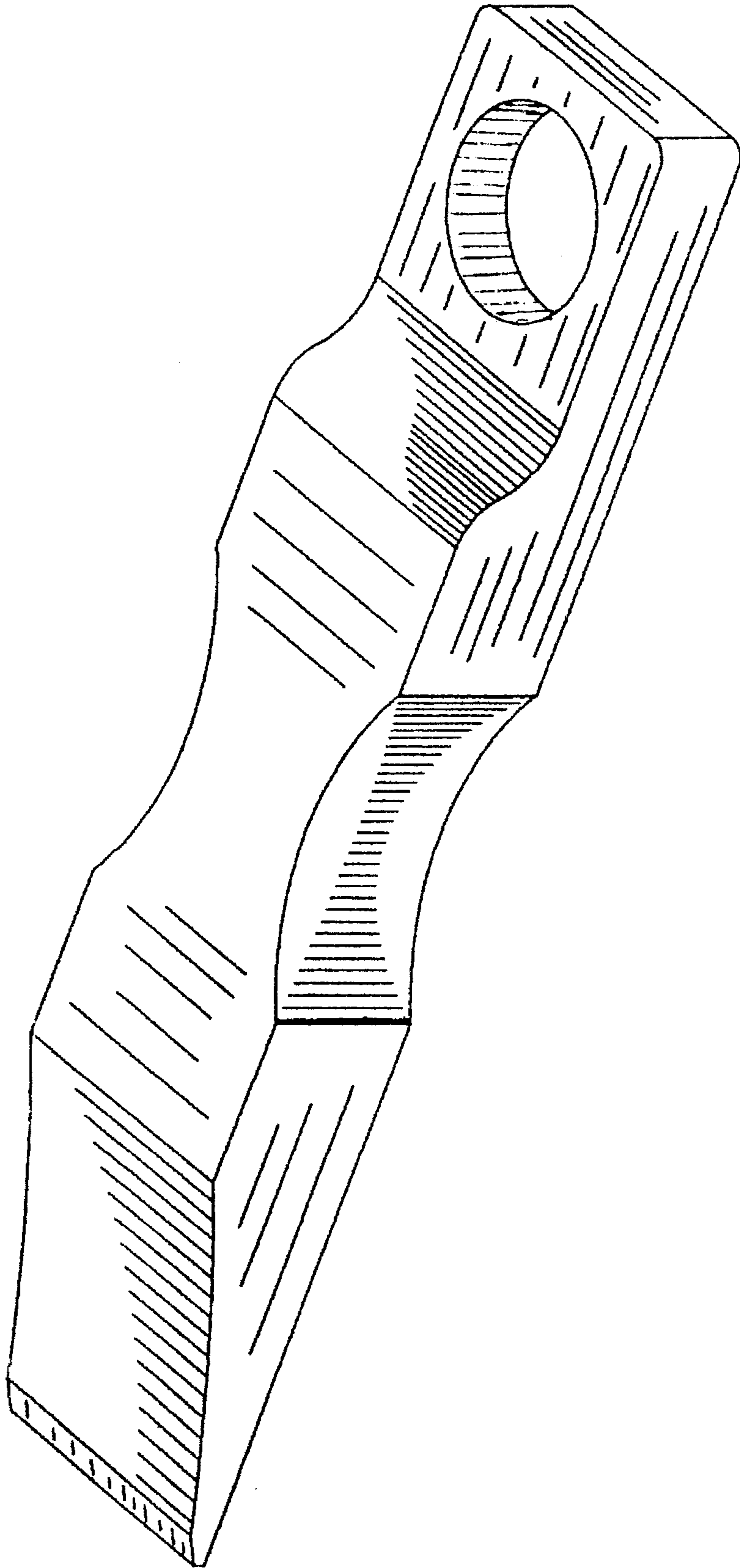


Fig. 2

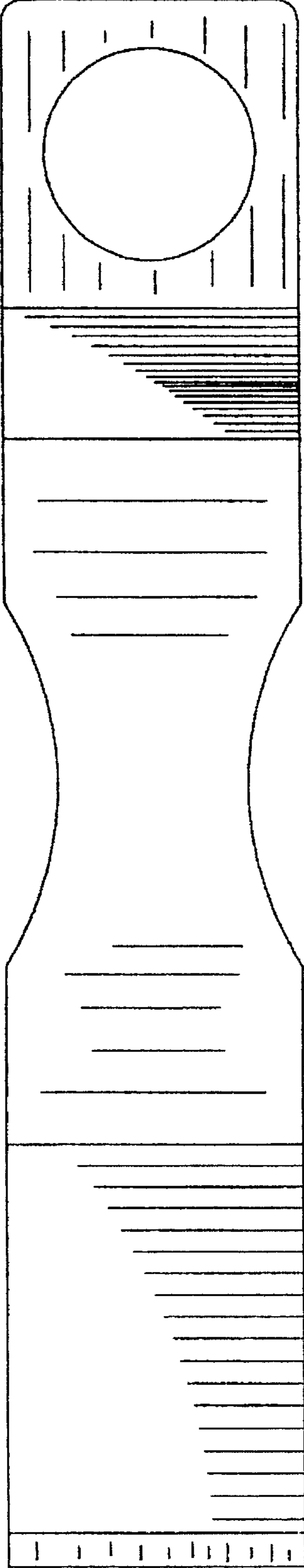


Fig. 3




Fig. 4

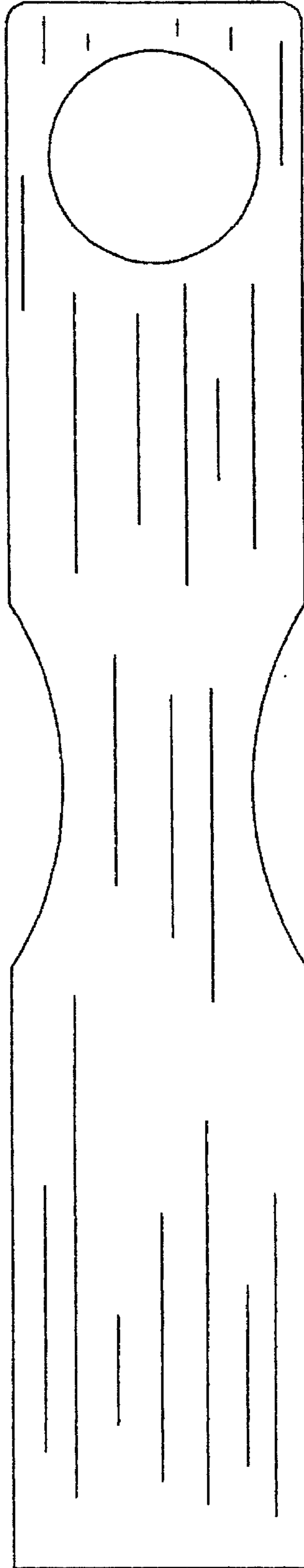


Fig. 5




Fig. 6




Fig. 7

