



US00D364694S

United States Patent [19] Silvia

[11] Patent Number: Des. 364,694

[45] Date of Patent: **Nov. 28, 1995

[54] COMBINED DUAL END FLASHLIGHT AND TOOL SET

[76] Inventor: John D. Silvia, 911 Running Brook Dr., Prattville, Ala. 36066-6134

[**] Term: 14 Years

[21] Appl. No.: 18,288

[22] Filed: Feb. 2, 1994

[52] U.S. Cl. D26/38

[58] Field of Search D26/37-50; 362/157-158, 362/171-172, 178, 181, 183, 192, 194, 196-197, 200-206, 119, 120

[56] **References Cited**

U.S. PATENT DOCUMENTS

657,020	8/1900	Brooks	362/204
1,158,081	10/1915	Stock	362/202
2,242,536	5/1941	Montgomery	362/120
2,773,974	12/1956	Markett	362/120
3,603,782	9/1971	Wortmann	362/120
3,902,058	8/1975	Naylor et al.	362/204
4,484,253	11/1984	Roberts	362/200

4,510,561	4/1985	Peters	.
4,936,171	6/1990	Berg	.
5,051,876	9/1991	Norman	.
5,063,796	11/1991	Gennep	.
5,168,780	12/1992	Van Gennep	.

Primary Examiner—A. Hugo Word
Assistant Examiner—Robin V. Taylor

[57] **CLAIM**

The ornamental design for the combined dual end flashlight and tool set, as shown and described.

DESCRIPTION

FIG. 1 is a front elevational view of the combined dual end flashlight and tool set showing my new design; FIG. 2 is a rear elevational view thereof; FIG. 3 is a left side elevational view thereof; FIG. 4 is a right side elevational view thereof; FIG. 5 is a top plan view thereof; FIG. 6 is a bottom plan view thereof; and, FIG. 7 is a perspective view thereof with the screwdrivers in the open position.

1 Claim, 4 Drawing Sheets

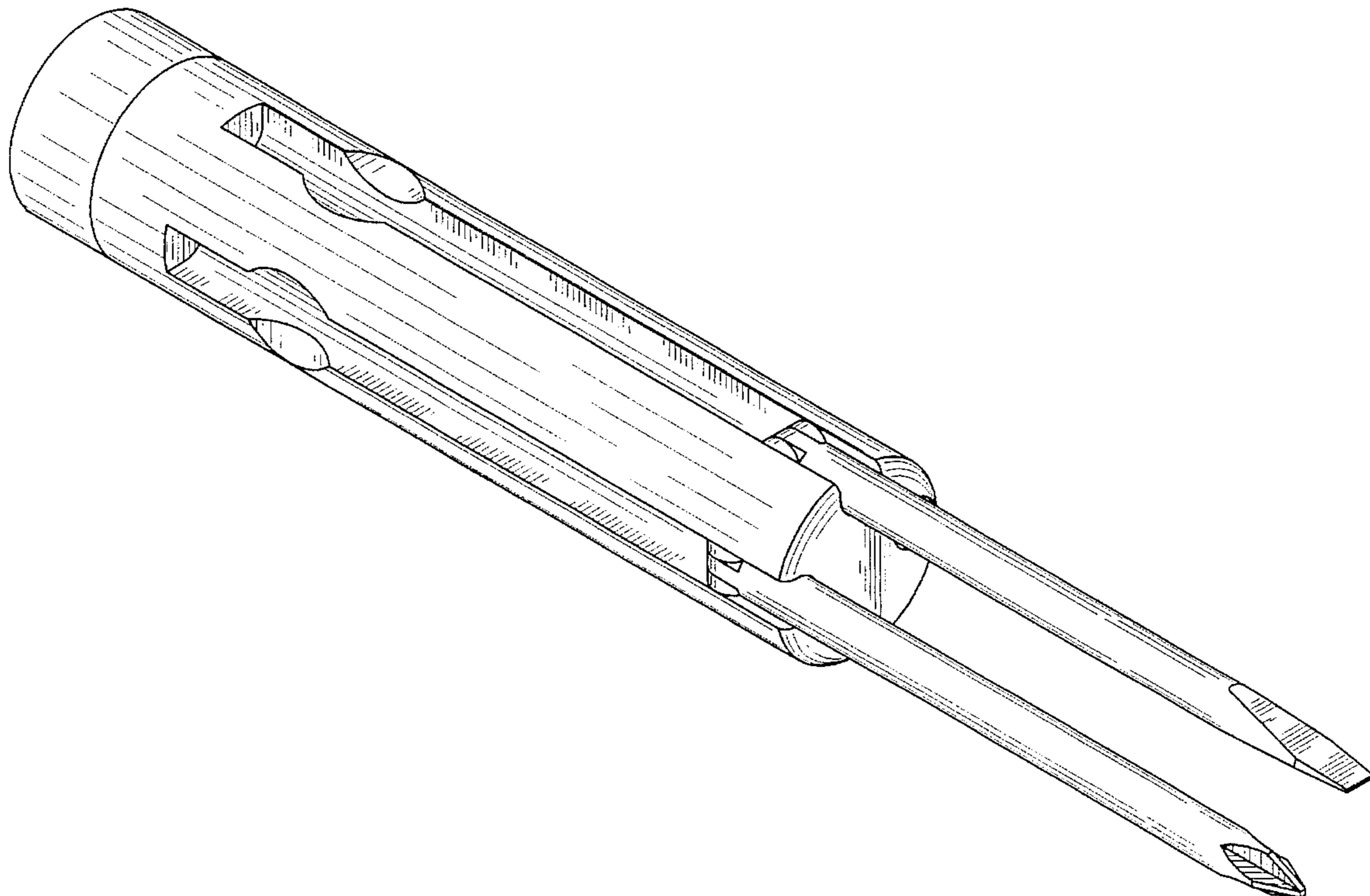
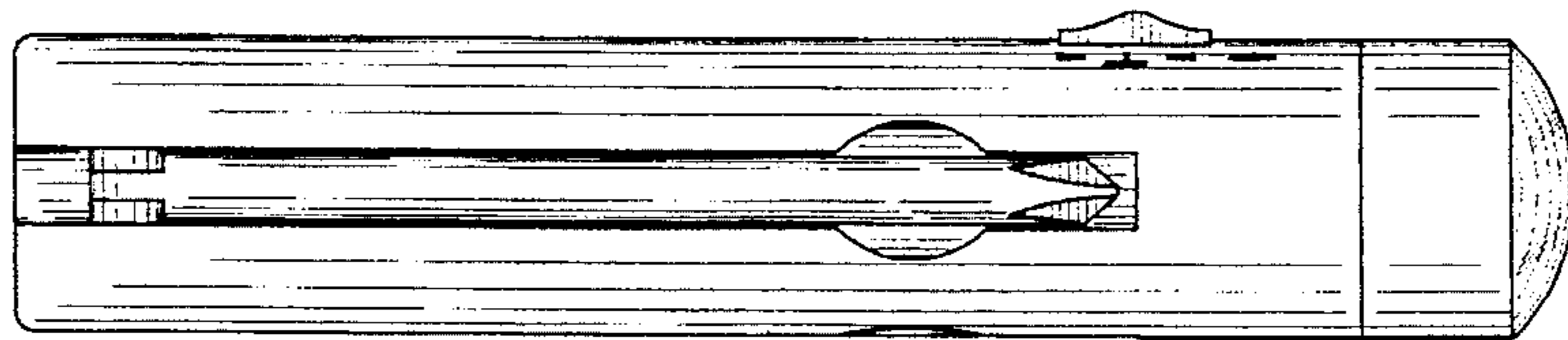


FIG. 1

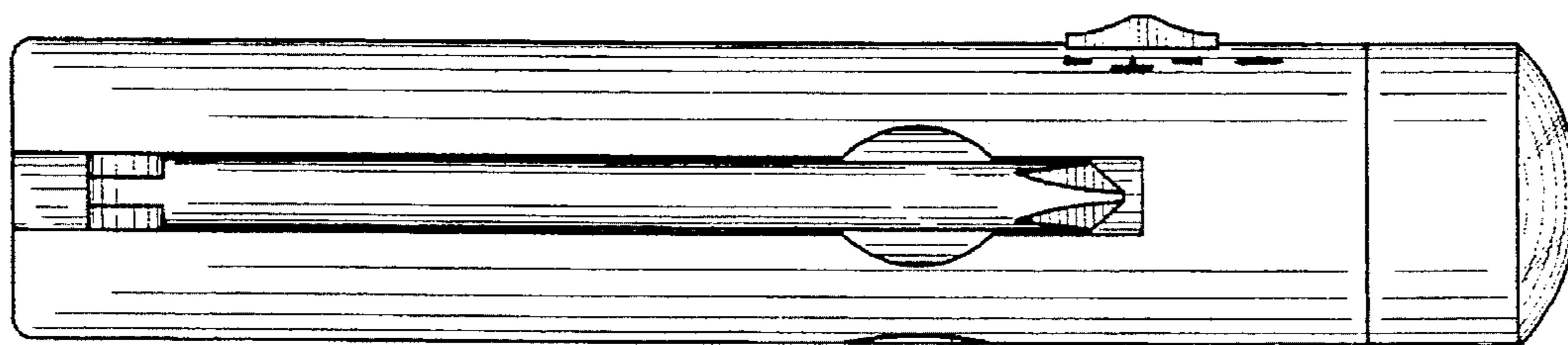


FIG. 2




FIG. 3

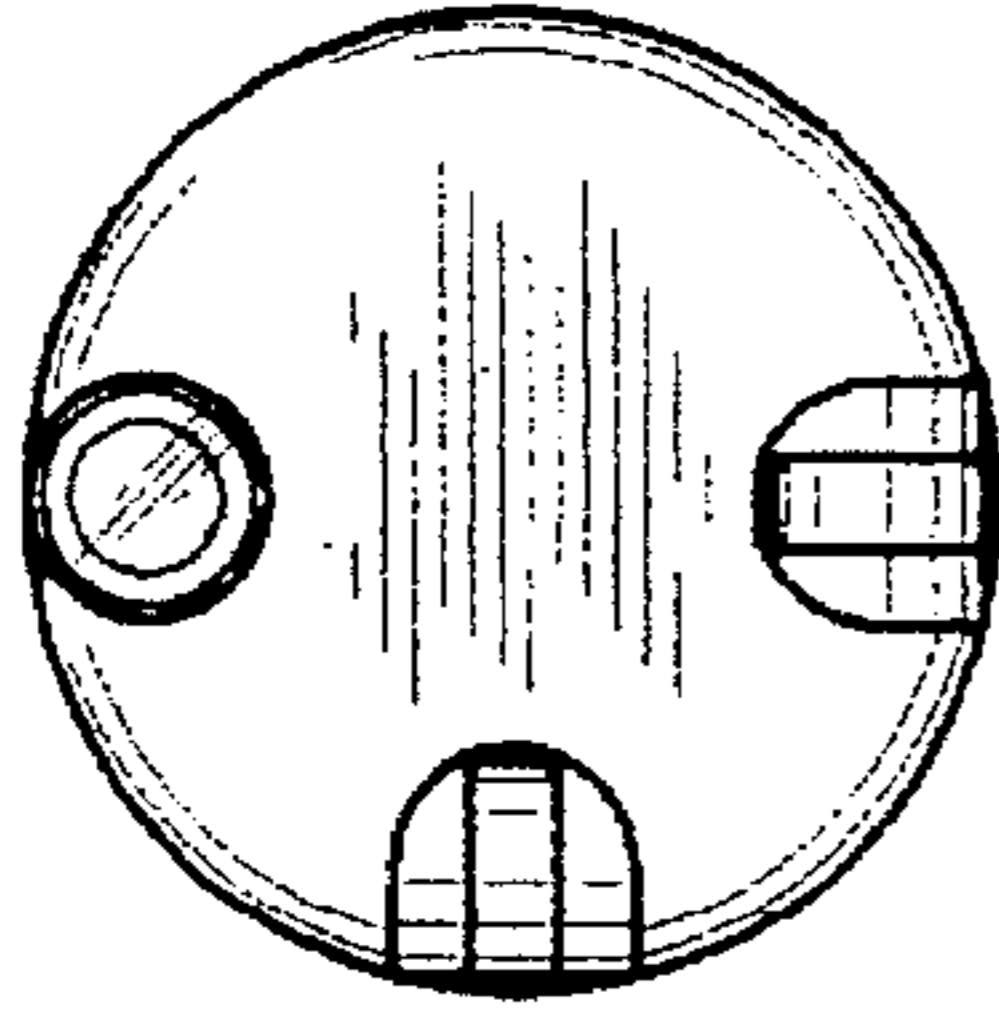


FIG. 4

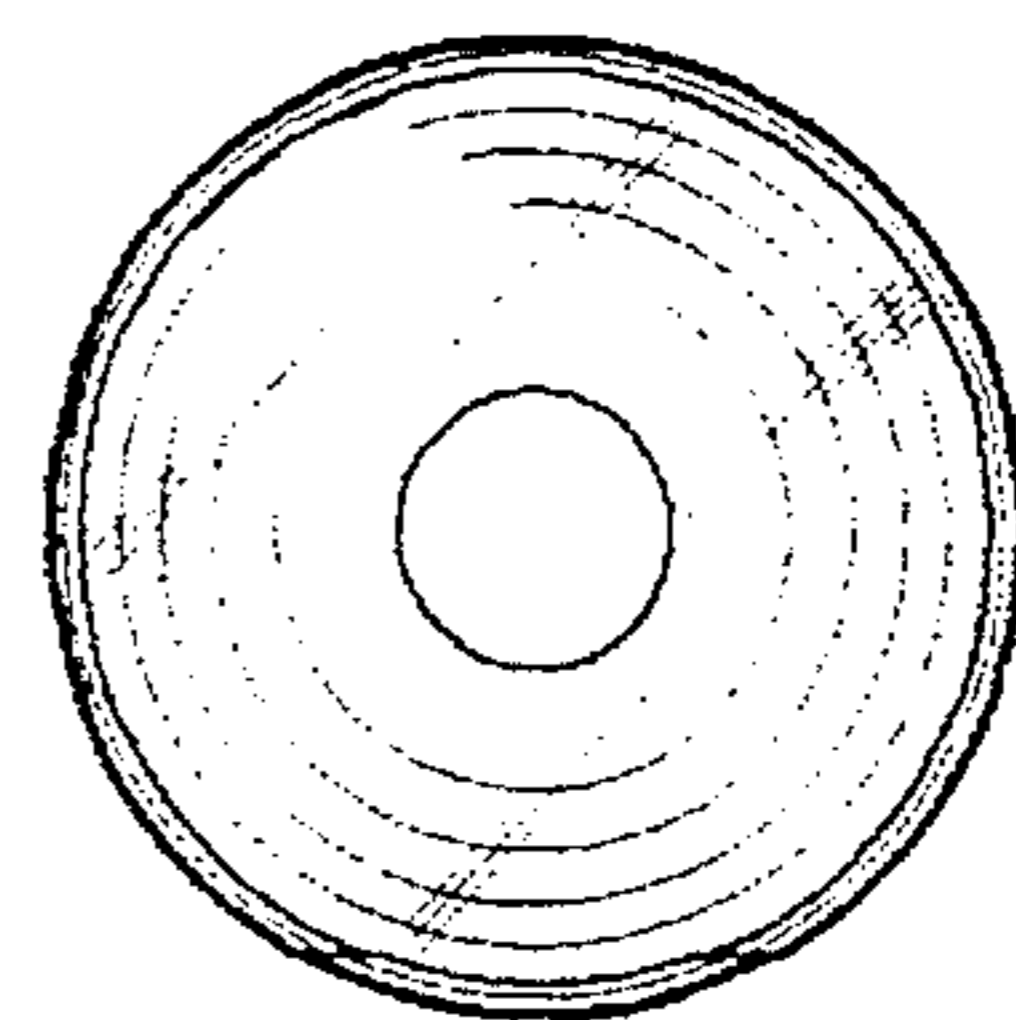


FIG. 5




FIG. 6

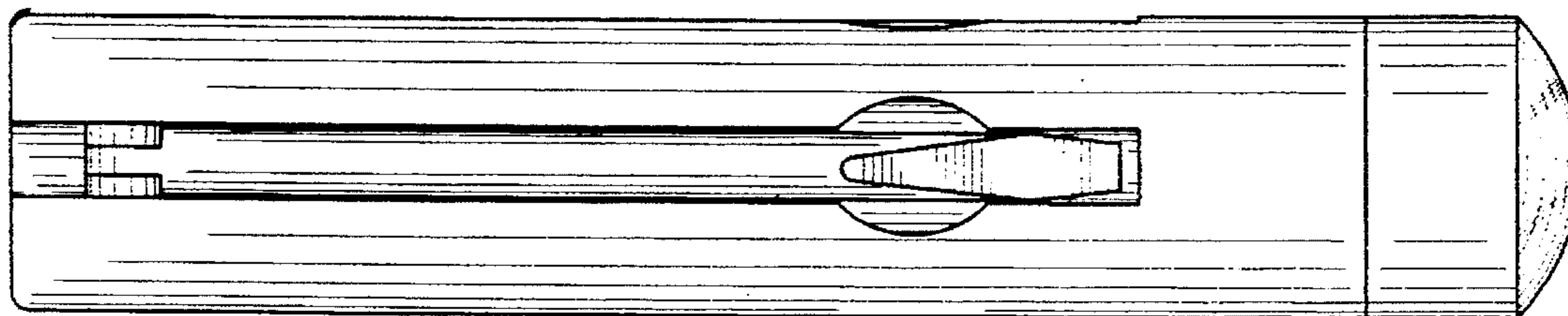


FIG. 7

