



US00D364687S

United States Patent [19]

[11] Patent Number: **Des. 364,687**

Yim et al.

[45] Date of Patent: ****Nov. 28, 1995**

[54] **MASSAGER**

2,593,982 4/1952 Cash 601/122
2,619,957 12/1952 Hague 601/122

[76] Inventors: **Kam S. Yim; Kwong T. Tsang**, both of Flat/Room B 6/F, High Win Factory Building, 47 Hoi Yuen Road, Kwun Tong, Kowloon, Hong Kong

Primary Examiner—Stella Reid
Attorney, Agent, or Firm—Oliff & Berridge

[**] Term: **14 Years**

[57] **CLAIM**

The ornamental design for a massager, as shown and described.

[21] Appl. No.: **26,635**

DESCRIPTION

[22] Filed: **Aug. 2, 1994**

[30] **Foreign Application Priority Data**

FIG. 1 is a top view of a massager showing our new design; FIG. 2 is an end elevation view of the massager shown in FIG. 1, the opposite end elevation view being a mirror image;

Feb. 2, 1994 [GB] United Kingdom 2036723

[52] U.S. Cl. **D24/211**

FIG. 3 is a side elevation view of the massager of FIG. 1, the opposite side elevation view being a mirror image; and, FIG. 4 is an isometric view of the massager shown in FIG. 1.

[58] Field of Search D24/211, 200;
601/122, 134, 131

The broken line showing in FIGS. 1 and 3 is for illustrative purposes only and forms no part of the claimed design.

[56] **References Cited**

U.S. PATENT DOCUMENTS

D. 226,875 5/1973 Haworth, Jr. et al. D24/211

1 Claim, 2 Drawing Sheets

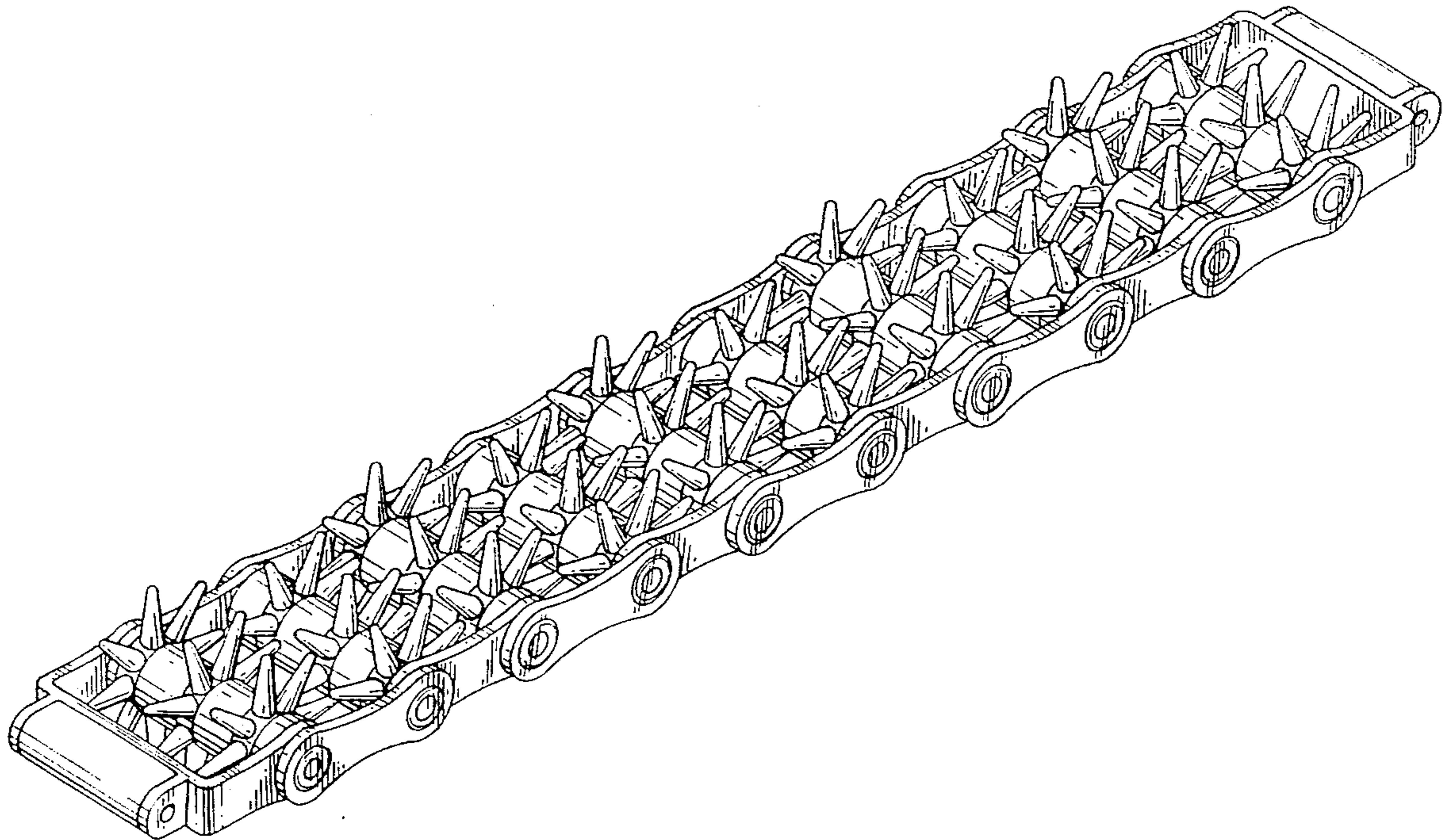


Fig. 1

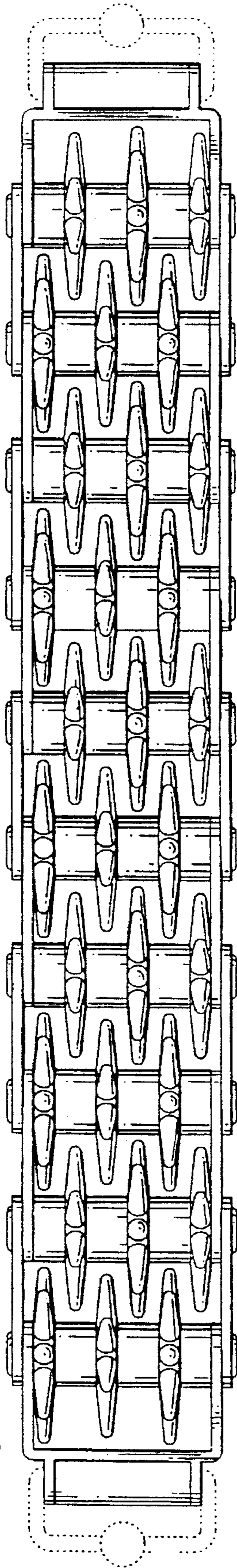


Fig. 2

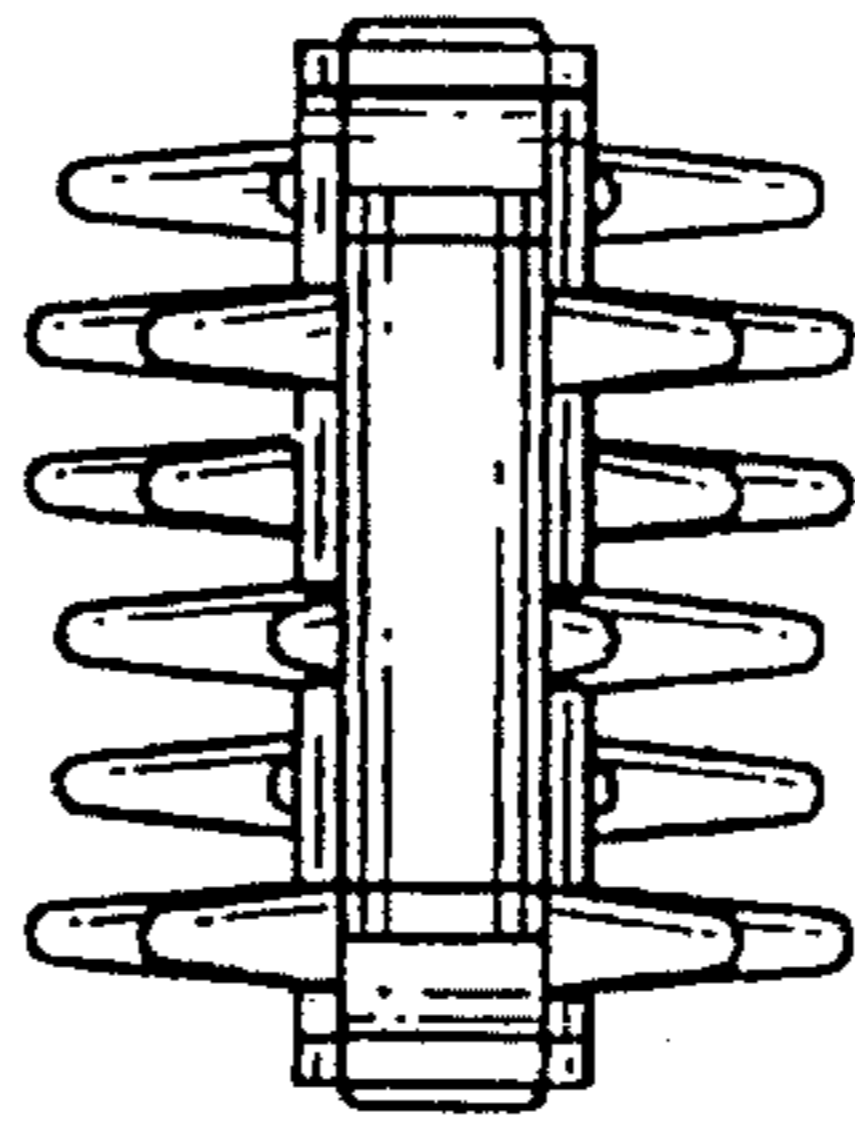
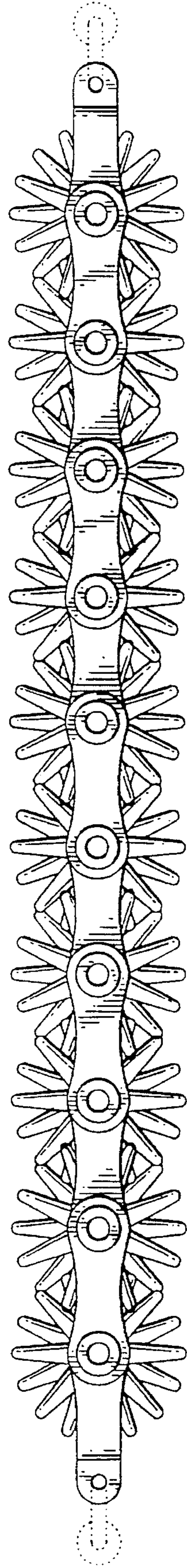


Fig. 3



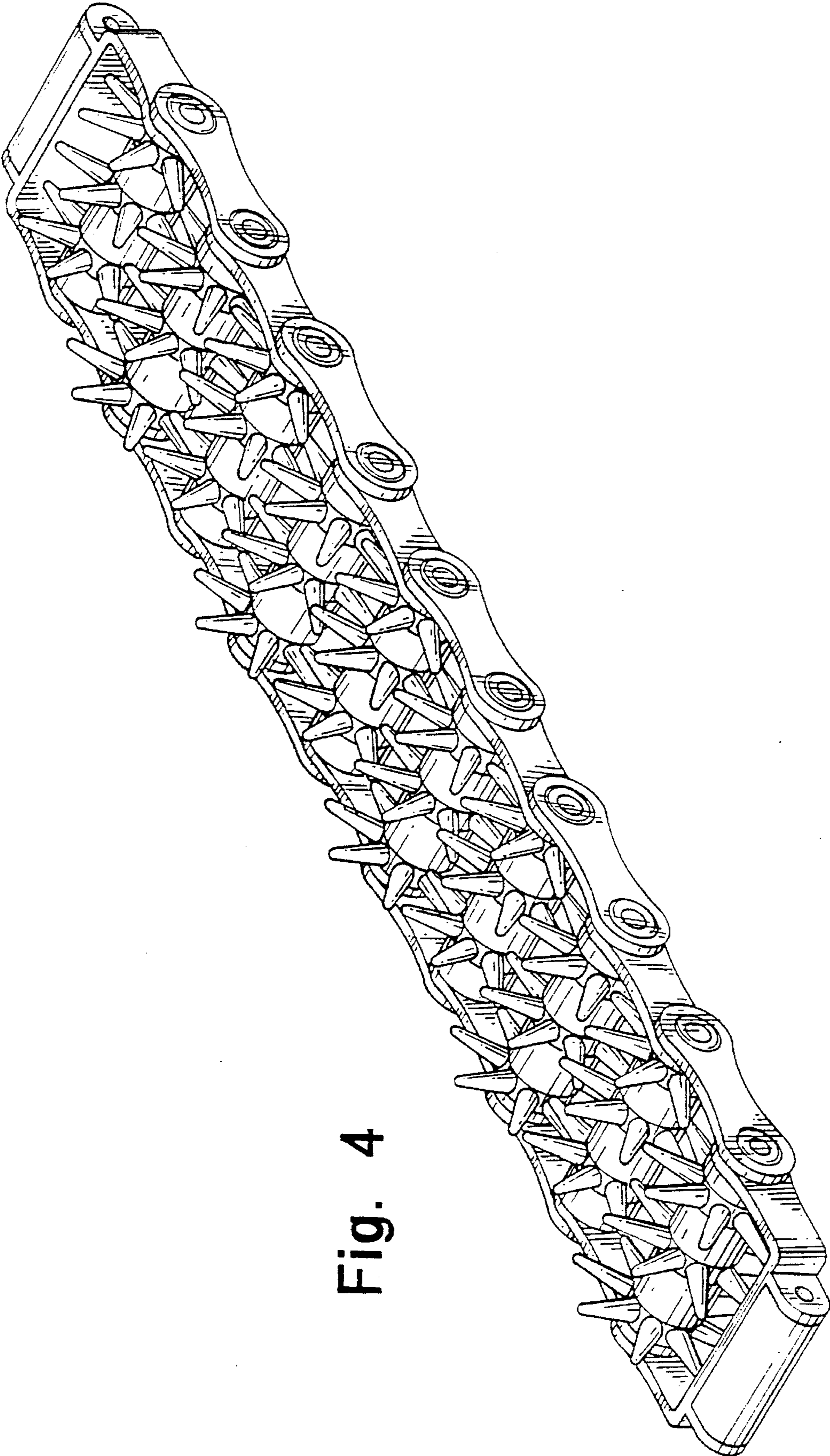


Fig. 4