



US00D364686S

# United States Patent [19]

[11] Patent Number: **Des. 364,686**

Teo et al.

[45] Date of Patent: **\*\*Nov. 28, 1995**

[54] **WAND FOR A MASSAGE SYSTEM**

Primary Examiner—Stella Reid  
Attorney, Agent, or Firm—Lewis B. Sternfels

[75] Inventors: **Maurice G. T. Teo**, Central, Hong Kong; **Craig M. Loud**, Whittier, Calif.

[57] **CLAIM**

[73] Assignee: **JB Research, Inc.**, Los Angeles, Calif.

The ornamental design for a wand for a massage system, as shown and described.

[\*\*] Term: **14 Years**

### DESCRIPTION

[21] Appl. No.: **16,221**

FIG. 1 is a perspective view of a wand for a massage system showing our new design;

[22] Filed: **Dec. 10, 1993**

FIG. 2 is a top plan view thereof;

[52] U.S. Cl. .... **D24/200**

FIG. 3 is a bottom plan view thereof;

[58] Field of Search ..... D24/200, 215;  
601/49, 46, 58, 53, 54, 80

FIG. 4 is a front elevational view thereof;

FIG. 5 is a side elevational view thereof;

### [56] References Cited

#### U.S. PATENT DOCUMENTS

FIG. 6 is a back elevational view thereof; and,

FIG. 7 is a side elevational view thereof, opposite that shown in FIG. 5.

D. 285,608	9/1986	Rauch	.....	D24/215
2,917,043	12/1959	Murphy	.....	601/58
3,678,923	7/1972	Oetinger	.....	601/58 X
3,854,474	12/1974	Carruth	.....	601/49
3,996,929	12/1976	Mabuchi	.....	D24/215 X

1 Claim, 2 Drawing Sheets




Fig. 1.

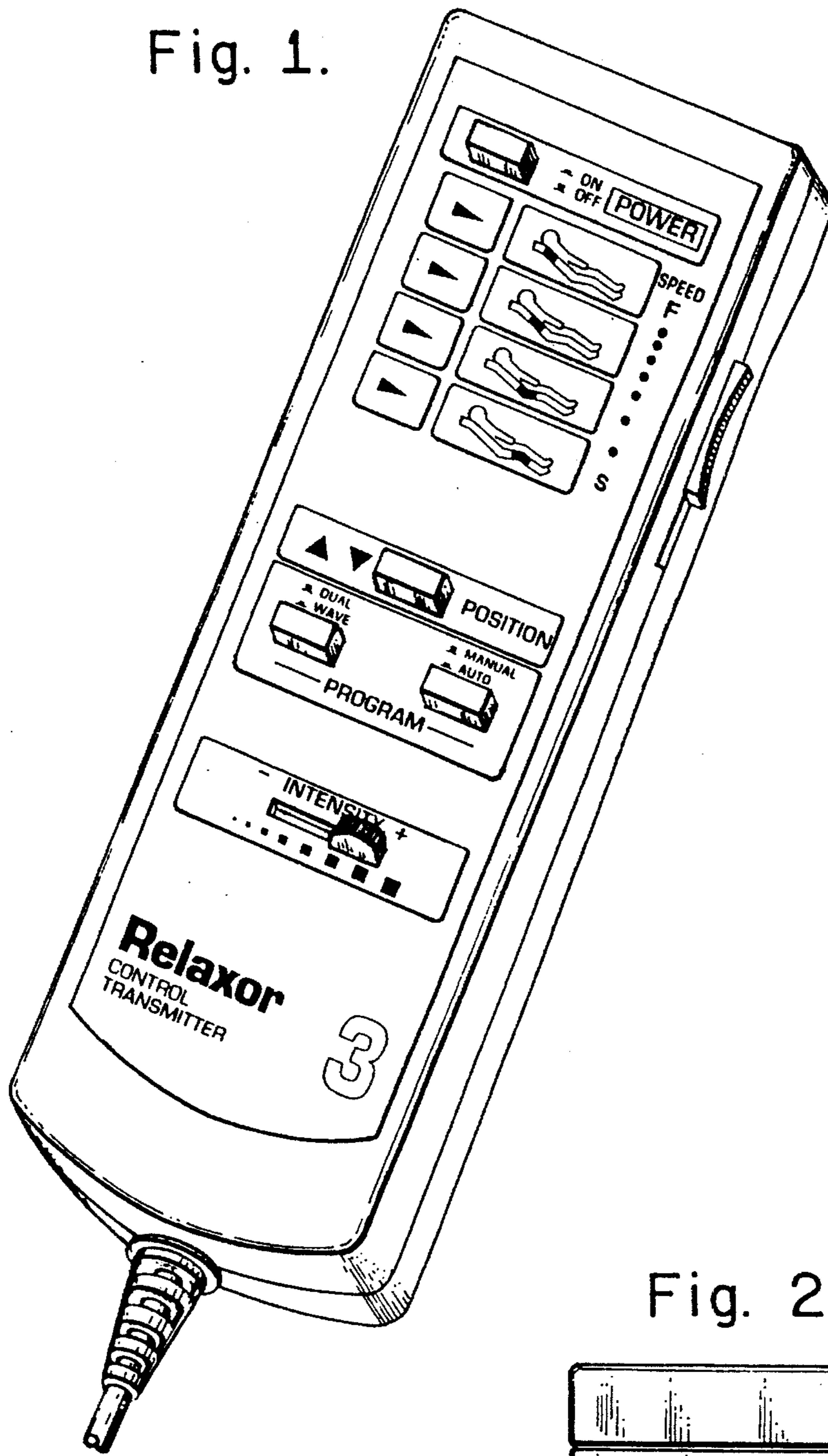


Fig. 2.


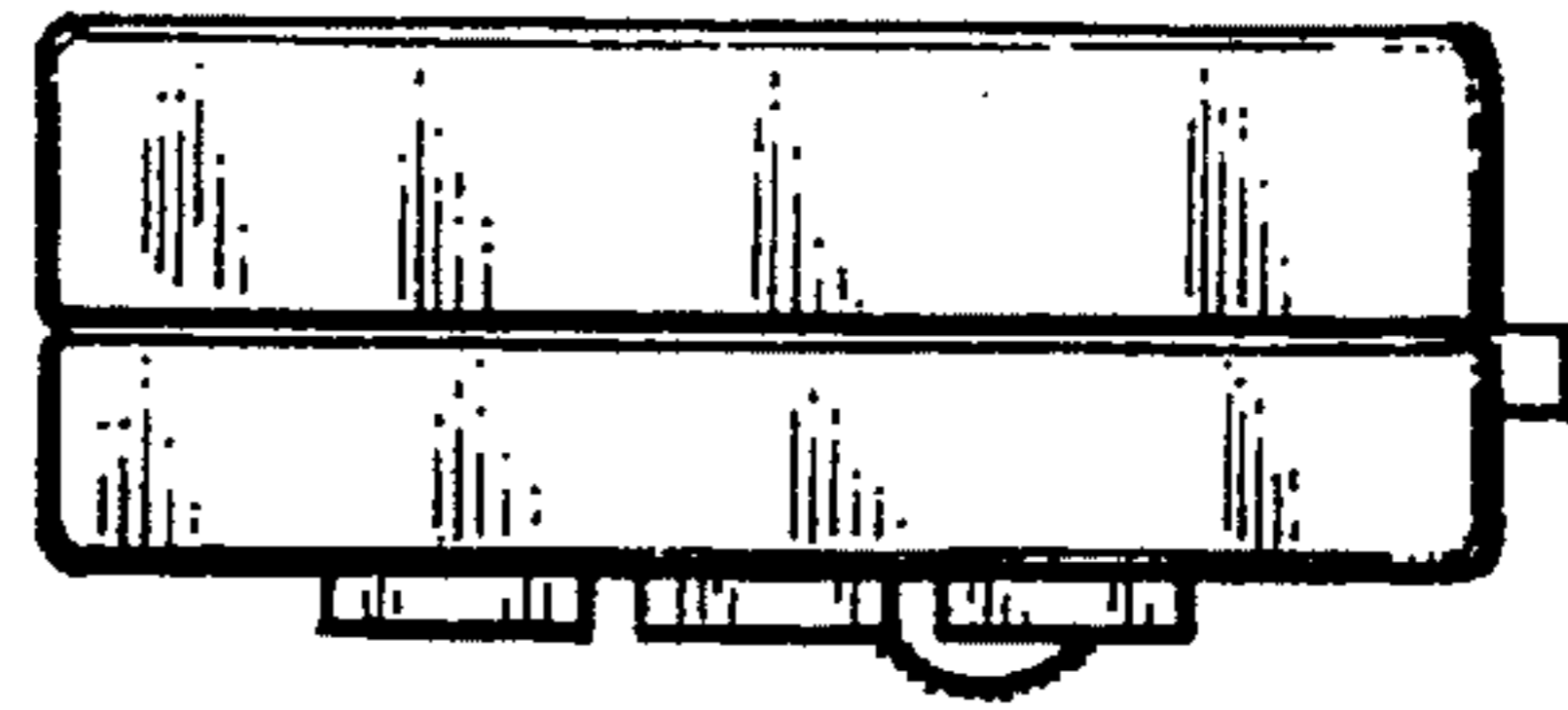


Fig. 3.

Fig. 4.

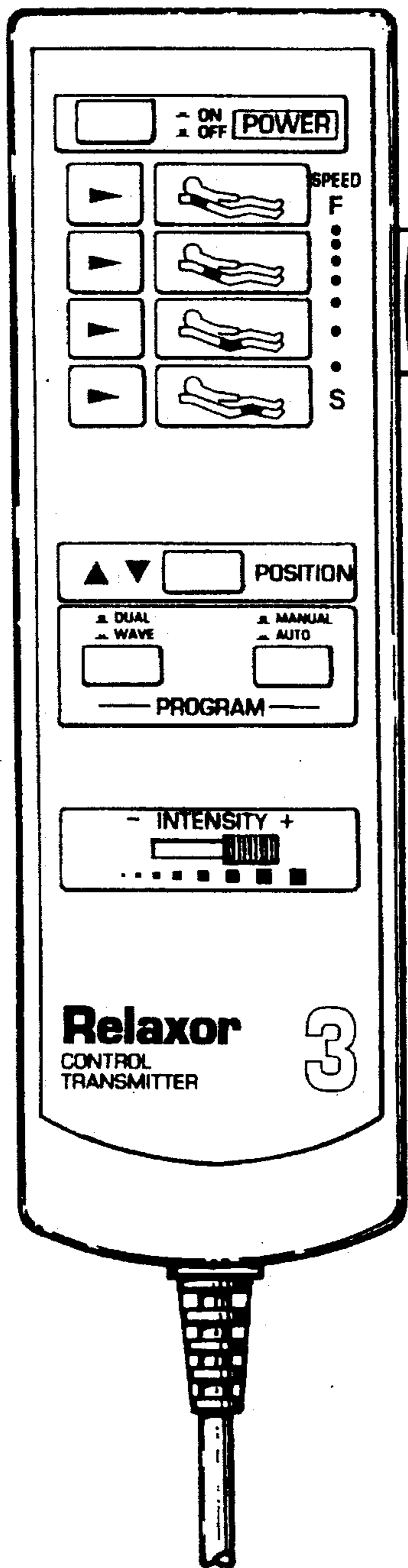


Fig. 6.

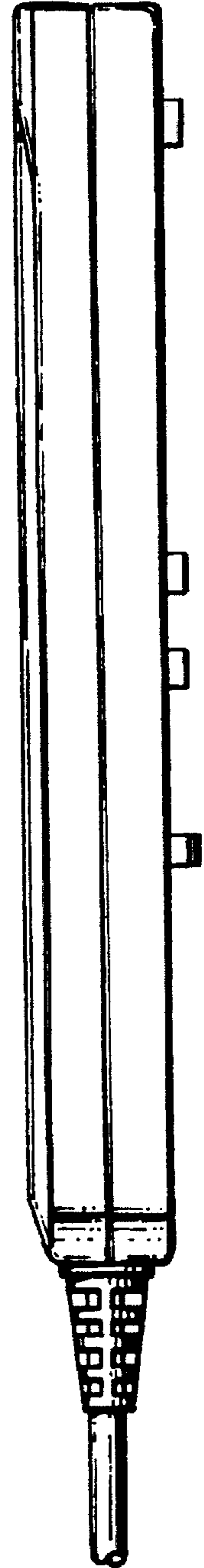
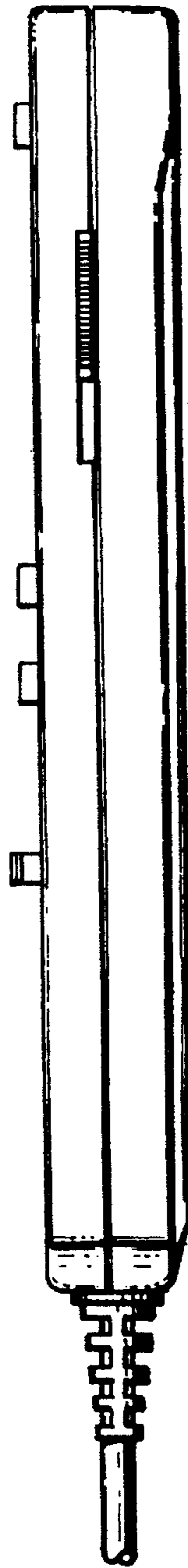
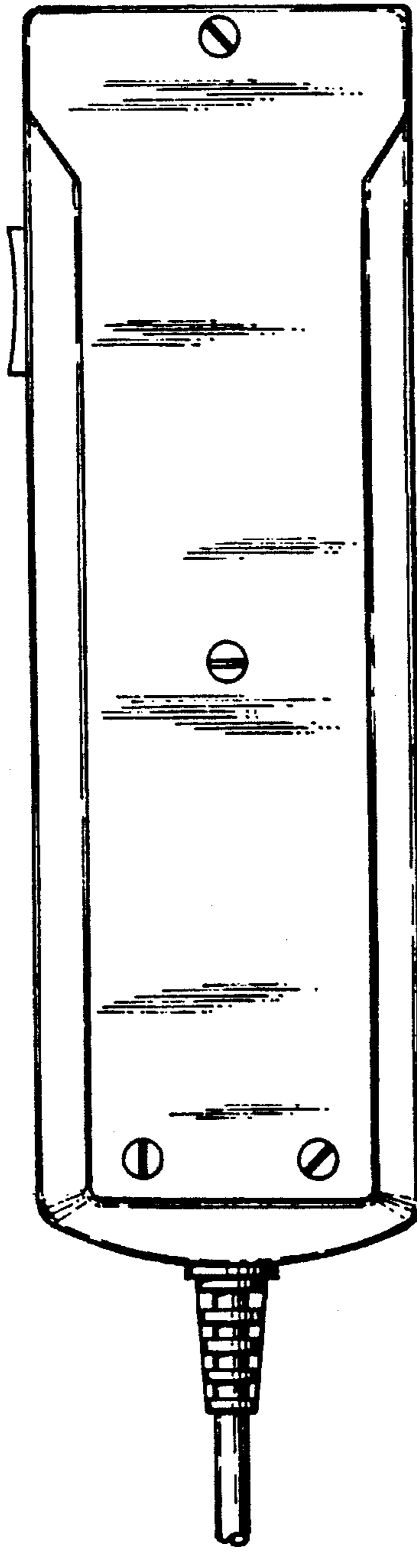


Fig. 5.

Fig. 7.