



US00D364650S

**United States Patent** [19]

[11] **Patent Number: Des. 364,650**

**Hanscom**

[45] **Date of Patent: \*\*Nov. 28, 1995**

[54] **VIDEO CRAPS TABLE**

[75] Inventor: **Cory J. Hanscom**, New Hope, Minn.

[73] Assignee: **Innovative Gaming Corporation of America**, Plymouth, Minn.

[\*\*] Term: **14 Years**

[21] Appl. No.: **24,959**

[22] Filed: **Jun. 24, 1994**

[52] U.S. Cl. .... **D21/37**

[58] **Field of Search** ..... D21/12, 13, 37;  
D20/1, 8, 9; 273/138 A, 138 R, 139, 144 R,  
144 B, 141 A, DIG. 28

[56] **References Cited**

**U.S. PATENT DOCUMENTS**

D. 276,630	12/1984	Gimbel .....	D21/37
4,614,342	9/1986	Takashima .....	273/85 CP
4,836,553	6/1989	Suttle et al. ....	273/292
5,098,107	3/1992	Boylan et al. ....	273/292
5,263,715	11/1993	Matsumoto et al. ....	273/146 X

**OTHER PUBLICATIONS**

Exhibit A Photograph of a gaming table identified by the designation Live Video Blackjack date approx Dec. 15, 1992.

*Primary Examiner*—Terry A. Wallace  
*Attorney, Agent, or Firm*—Merchant, Gould, Smith, Edell, Welter & Schmidt

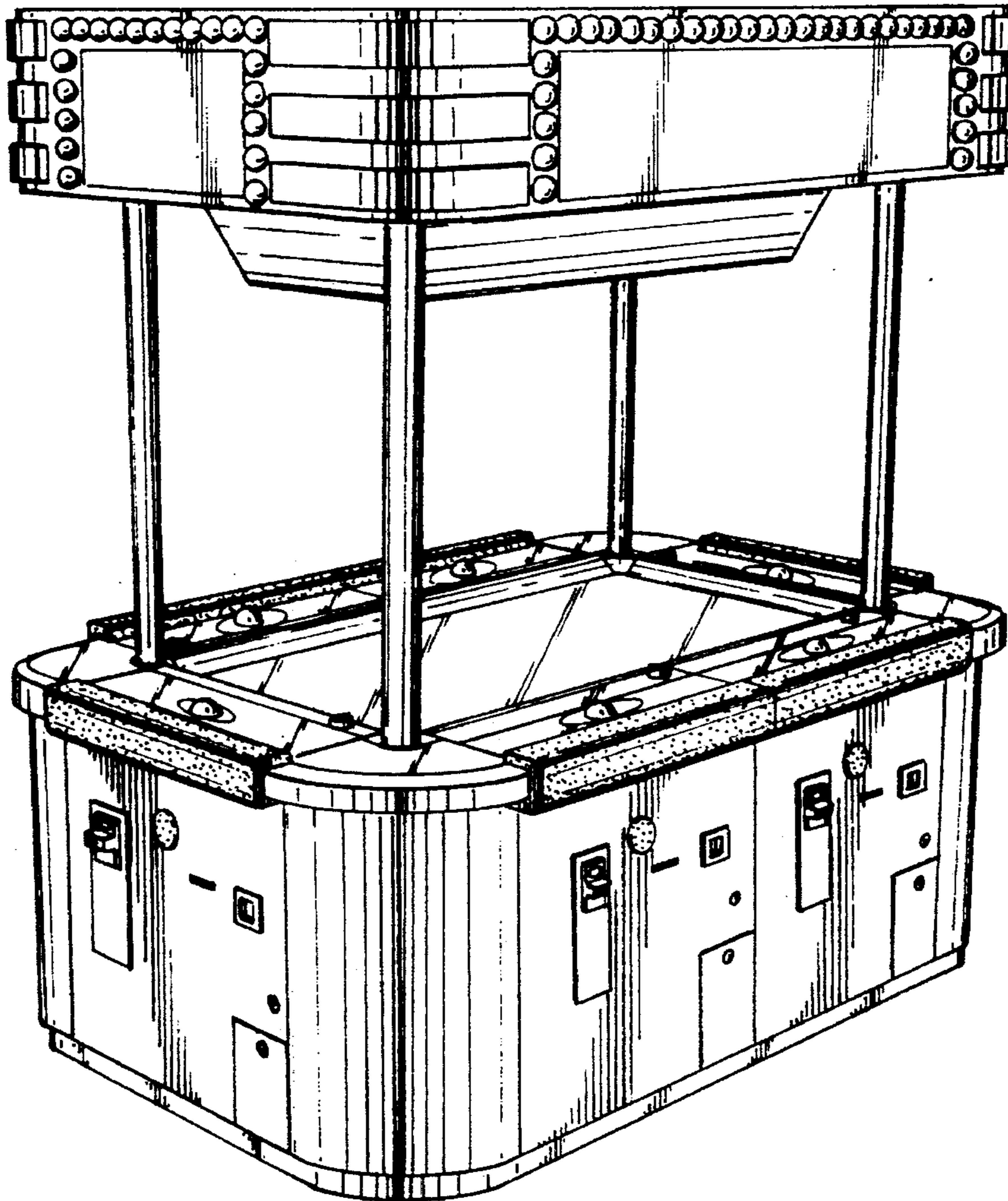
[57] **CLAIM**

The ornamental design for video craps table, as shown and described.

**DESCRIPTION**

FIG. 1 is a perspective view of a video craps table showing my new design;  
FIG. 2 is a front elevation view thereof, the opposite side being a mirror image;  
FIG. 3 is a right side elevation view thereof, the opposite side being a mirror image; and,  
FIG. 4 is a top plan view thereof.  
The undisclosed bottom view is unornamented.

**1 Claim, 3 Drawing Sheets**



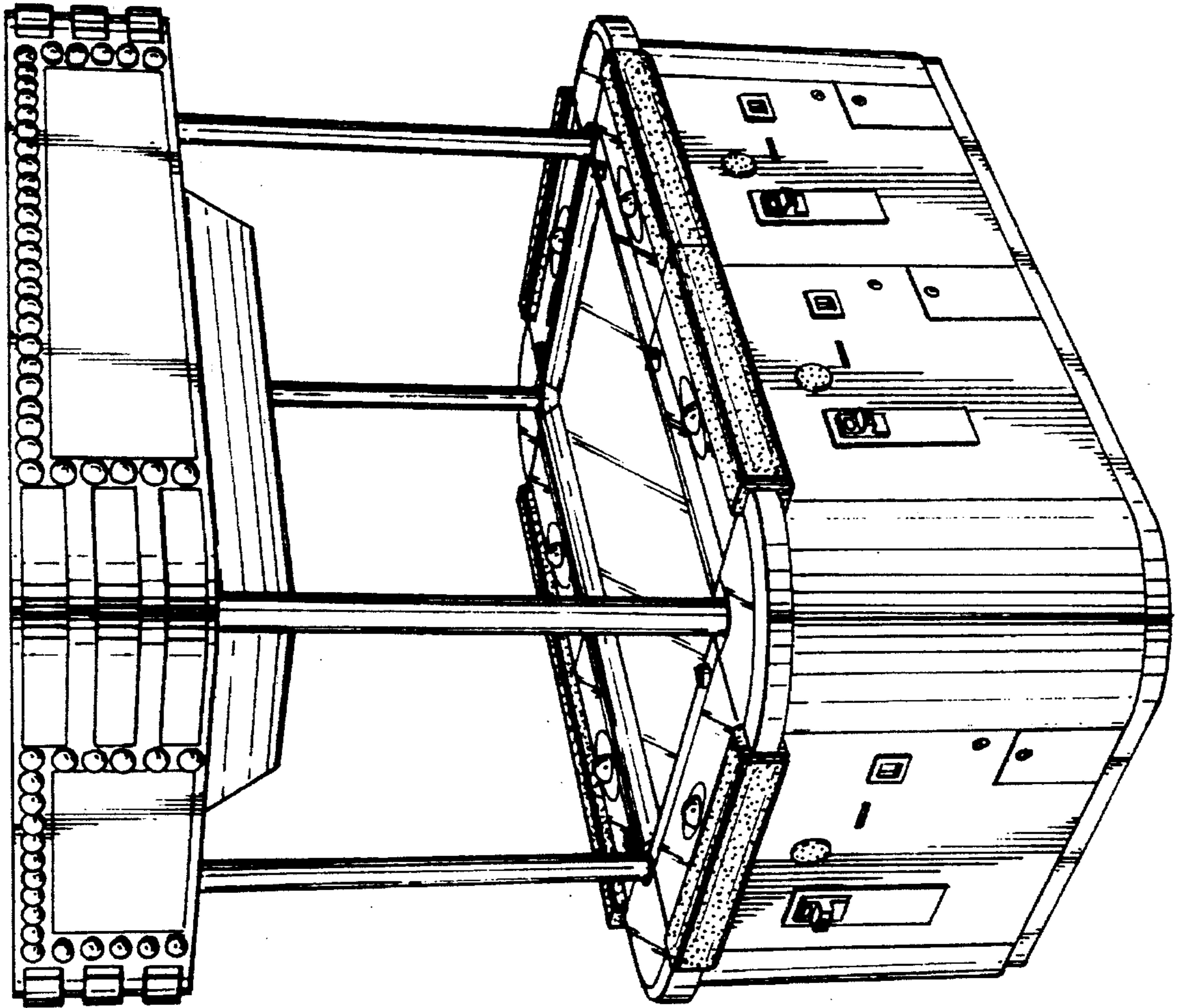


FIG. 1

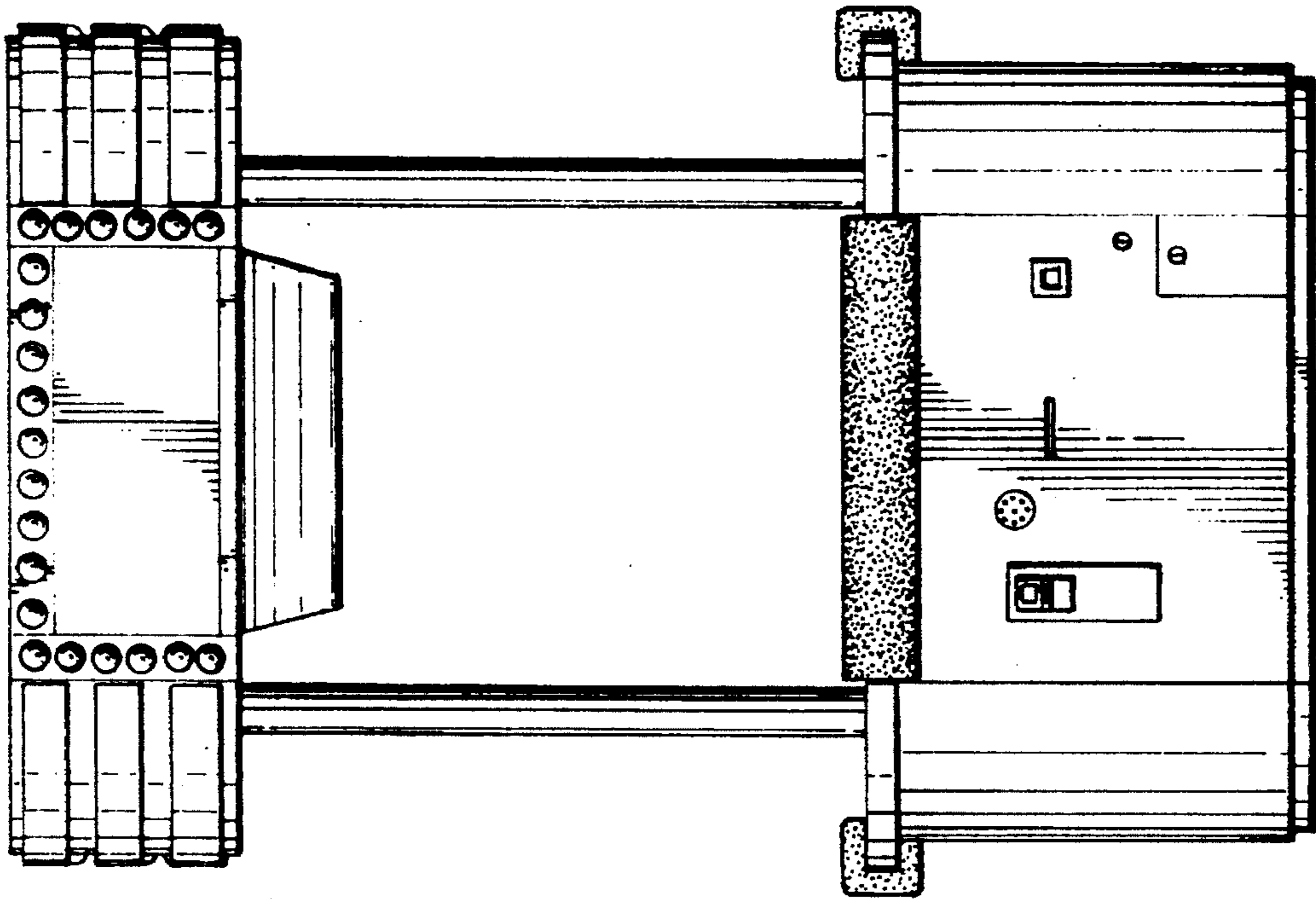


FIG. 3

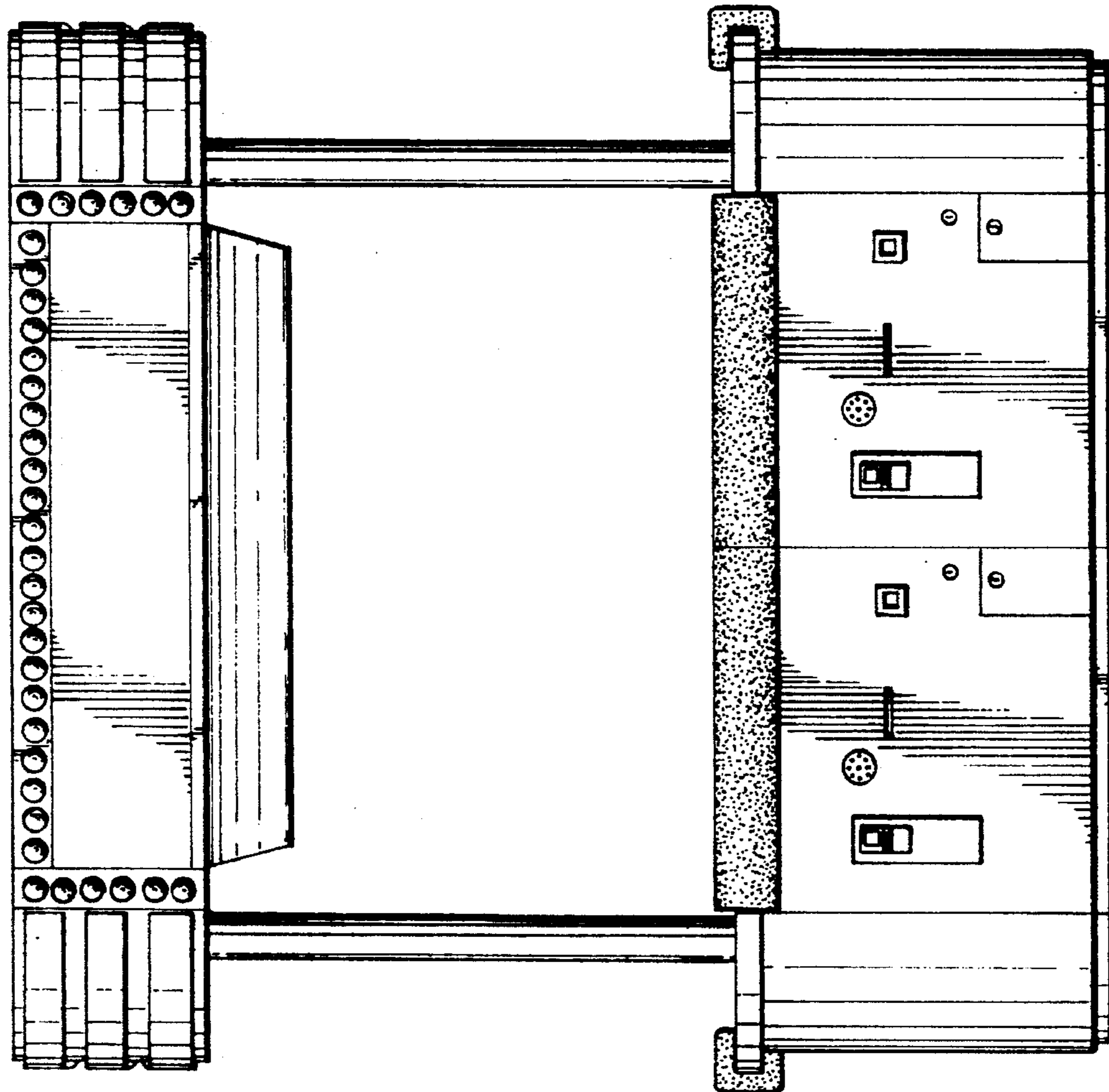


FIG. 2

FIG. 4

