



US00D364646S

United States Patent [19]

[11] **Patent Number: Des. 364,646**

Maldanis

[45] **Date of Patent: **Nov. 28, 1995**

[54] **COLD DRINK VENDING MACHINE**

[75] Inventor: **Algert J. Maldanis**, Rockwall, Tex.

[73] Assignee: **Rowe International, Inc.**, Grand Rapids, Mich.

[**] Term: **14 Years**

[21] Appl. No.: **6,592**

[22] Filed: **Apr. 2, 1993**

[52] U.S. Cl. **D20/4**

[58] **Field of Search** D20/1-6, 8; 194/217, 194/350; 221/131, 155, 129, 191-195, 282, 298; 49/94, 109; 312/271, 291

[56] **References Cited**

U.S. PATENT DOCUMENTS

D. 234,468	3/1975	Koch et al.	D20/4
D. 315,174	3/1991	Ficken	D20/7
D. 316,568	4/1991	Kock	D20/8
D. 316,728	5/1991	Koch	D20/8
2,604,371	7/1952	Smiley et al.	312/97
2,671,001	3/1954	Ossanna, Jr.	62/250
2,679,143	5/1954	Helsing	62/102
3,158,246	11/1964	Murphy	221/155
3,512,679	5/1970	Stoltz	221/155
3,737,071	6/1973	Offutt et al.	221/129
4,682,709	7/1987	Brandes et al.	221/2
4,730,750	3/1988	Ficken	221/124
4,913,313	4/1990	Rockola	221/131
4,973,109	11/1990	Diedrich	194/350 X
5,097,986	3/1992	Domberg et al.	221/131 X
5,236,103	8/1993	Ficken et al.	221/129 X

OTHER PUBLICATIONS

Vending Times; Buyers Guide 1984; p. 57; upper left corner.

Vending Times; Sep. 1979; p. 22.

Vending Times; Aug. 1984; p. 21.

Vending; Apr. 1973; p. 33.

Brochure of Rowe International, Inc. "Genesis™. The Look of the Future from Rowe.®" no date supplied.

Brochure for RMi 850 Series—no date supplied.

Brochure for Snackshop 6000XL Series—no date supplied.

Brochure for RMi 2000 Series—no date supplied.

Brochure for Cold Drink MDM SL26—no date supplied.

Advertisement of Friteco, Inc. for french fries—no date supplied.

"Vending Times," Sep. 1987, p. 2.

Primary Examiner—Theodore M. Shooman

Assistant Examiner—Mitchell I. Siegel

Attorney, Agent, or Firm—John W. Montgomery; Ross, Clapp, Korn & Montgomery

[57] **CLAIM**

The ornamental design for cold drink vending machine, as shown and described.

DESCRIPTION

FIG. 1 is a front perspective view of a cold drink vending machine showing a new design;

FIG. 2 is a right side view thereof;

FIG. 3 is a top view thereof;

FIG. 4 is a bottom view thereof;

FIG. 5 is a rear view thereof; and,

FIG. 6 is a front perspective view of an alternative embodiment of the cold drink vending machine of FIG. 1.

The broken line showing of the cans in FIGS. 1 and 6 and the second machine with slave unit in FIG. 6 is for illustrative purposes only and forms no part of the claimed design.

1 Claim, 3 Drawing Sheets




FIG. 1



FIG. 3




FIG. 4





FIG. 2



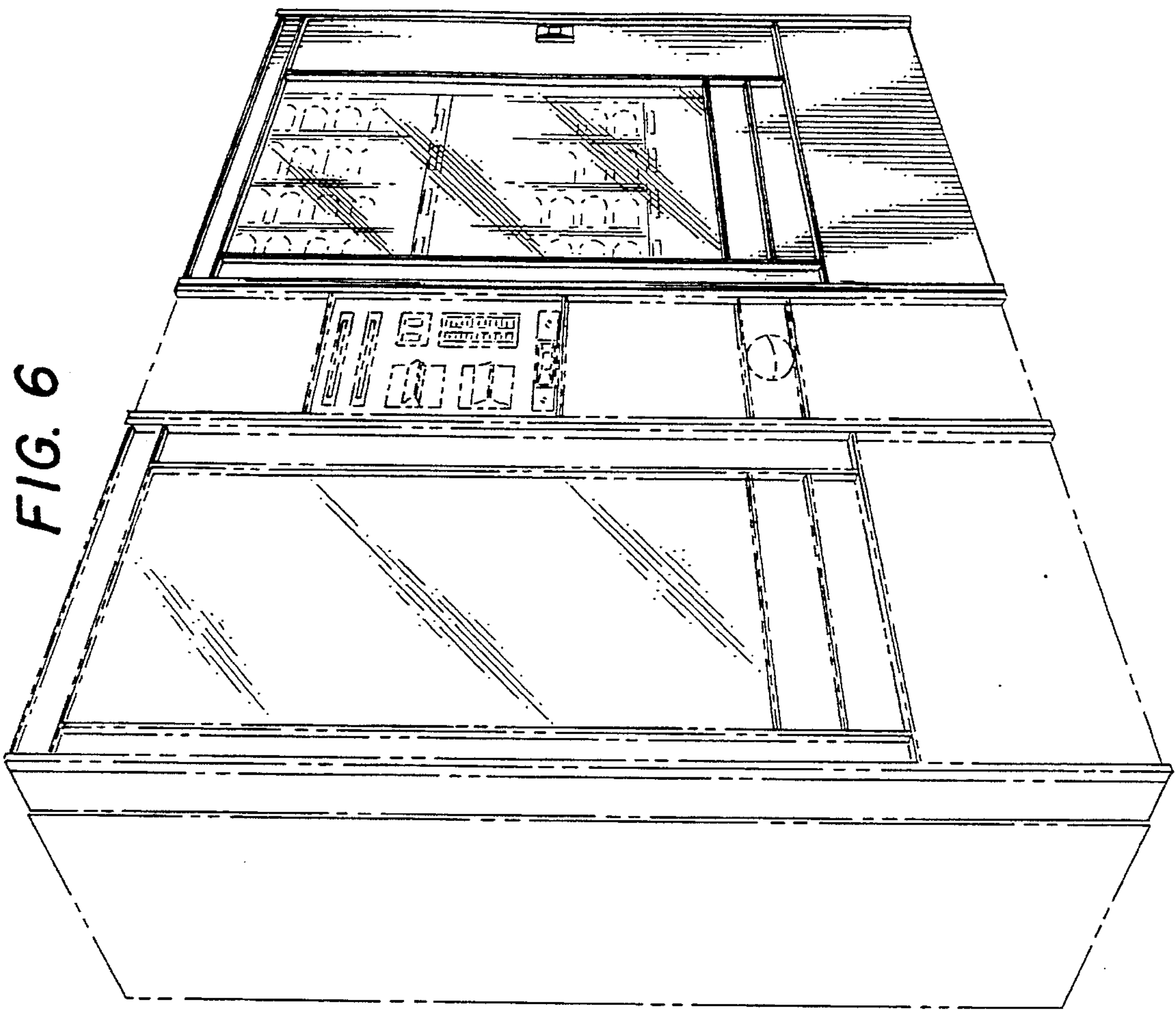


FIG. 6




FIG. 5