



US00D364642S

United States Patent [19]

Adler

[11] Patent Number: **Des. 364,642**

[45] Date of Patent: ****Nov. 28, 1995**

[54] WRITING BOARD

[76] Inventor: **Philip S. Adler**, 1034 Selby Ave., Los Angeles, Calif. 90024

[**] Term: **14 Years**

[21] Appl. No.: **38,580**

[22] Filed: **May 8, 1995**

Related U.S. Application Data

[62] Division of Ser. No. 17,325, Jan. 11, 1994, Pat. No. Des. 361,347.

[52] U.S. Cl. **D19/52**; D19/35; D20/42

[58] Field of Search D19/35, 36, 52, D19/65, 86, 88, 90, 91, 99, 100; D20/10, 40, 42; 40/1, 124, 124.1, 124.2, 580

[56] References Cited

U.S. PATENT DOCUMENTS

D. 158,527	5/1950	Steele	D19/52
D. 186,593	11/1959	Warnberg	D19/52
D. 217,791	6/1970	Schwarz	D20/42
D. 254,093	1/1980	Adams	D19/52 X
D. 268,936	5/1983	Berinson	D19/52

D. 291,454	8/1987	Broadfoot	D20/40
D. 293,339	12/1987	Evenson	D20/10
D. 330,225	10/1992	Cohen	D20/42
D. 340,081	10/1993	Pannkuk	D20/42
1,555,566	9/1925	Furate	40/124.1

OTHER PUBLICATIONS

Letraset Catalog ©1983, see p. 222, circled item, page center.

Primary Examiner—Martie Thompson
Attorney, Agent, or Firm—Blakely, Sokoloff, Taylor & Zafman

[57] CLAIM

The ornamental design for a writing board, as shown and described.

DESCRIPTION

FIG. 1 is a front elevational view of the writing board; FIG. 2 is a top plan view of the writing board; FIG. 3 is a bottom plan view of the writing board; FIG. 4 is a left side elevational view of the writing board; and, FIG. 5 is a right side elevational view of the writing board.

1 Claim, 1 Drawing Sheet






FIG. 2



FIG. 5

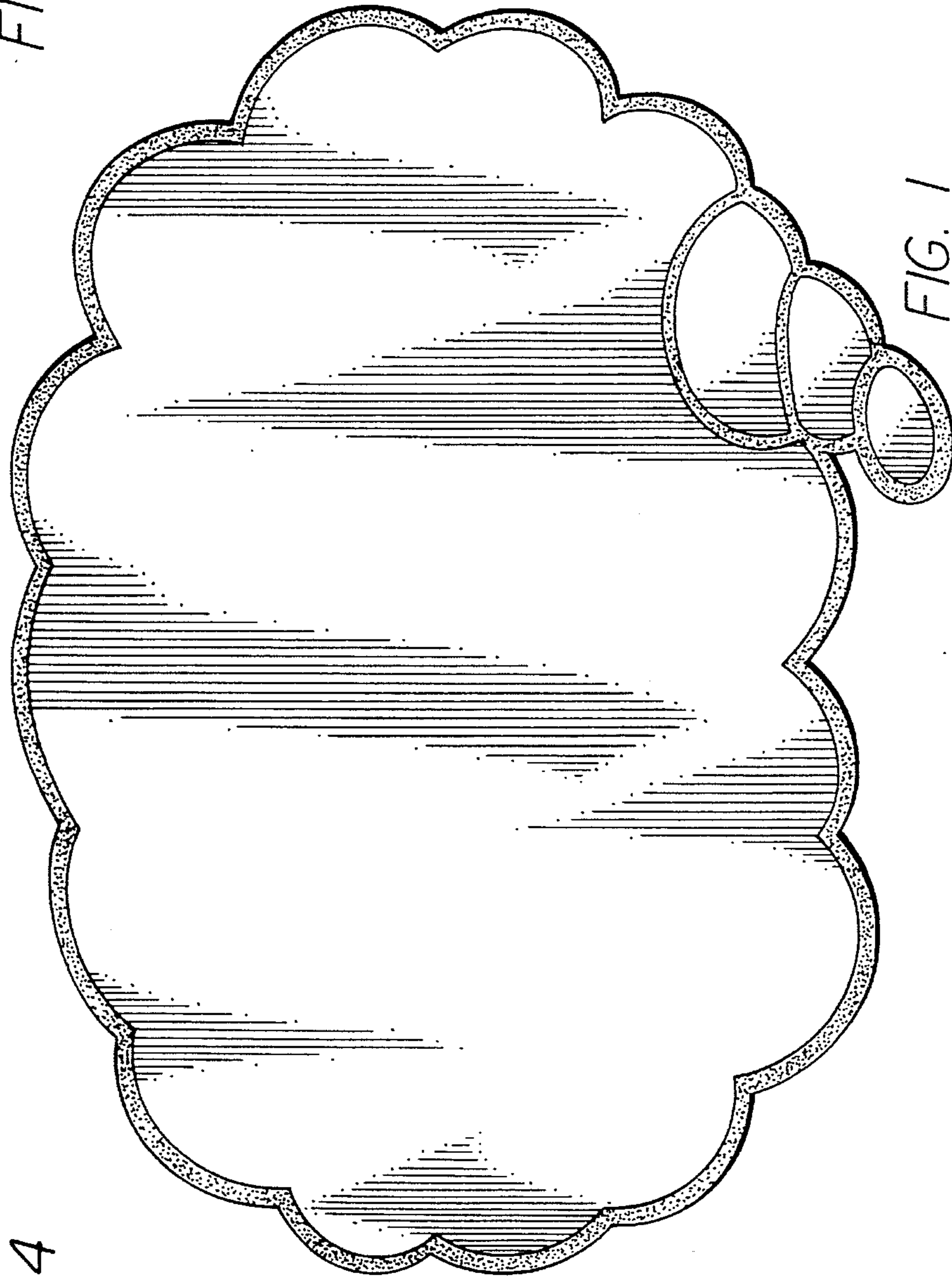


FIG. 1

FIG. 4




FIG. 3

