



US00D364630S

# United States Patent [19]

Akiona

[11] Patent Number: **Des. 364,630**

[45] Date of Patent: **\*\*Nov. 28, 1995**

[54] **OIL FUNNEL**

4,921,147 5/1990 Poirier ..... 141/337 X  
5,020,702 6/1991 James ..... 141/337 X

[76] Inventor: **Mark Akiona**, 91-1139 Mikohu St.  
#27-D, Ewa Beach, Hi. 96706-3828

*Primary Examiner*—Antoine Duval Davis  
*Attorney, Agent, or Firm*—Harpman & Harpman

[\*\*] Term: **14 Years**

### [57] CLAIM

[21] Appl. No.: **33,750**

The ornamental design for an oil funnel, as shown and described.

[22] Filed: **Jan. 19, 1995**

[52] U.S. Cl. .... **D15/150**

### DESCRIPTION

[58] Field of Search ..... D15/150, 151,  
D15/152; 141/98, 331, 337

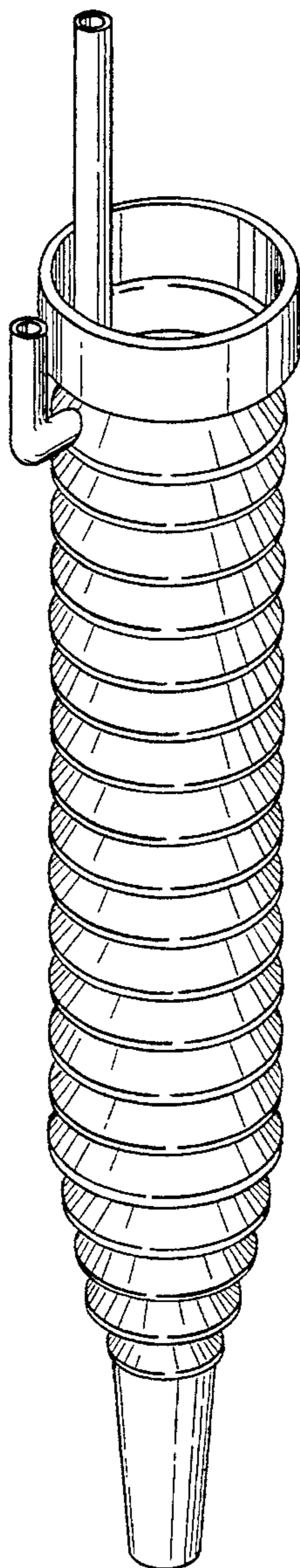
FIG. 1 is a front, top and side perspective view of the oil funnel embodying the design of the present invention; FIG. 2 is a front elevational view thereof; FIG. 3 is a rear elevational view thereof; FIG. 4 is a side elevational view thereof, the side opposite being a mirror image of the side shown in FIG. 4; FIG. 5 is a top plan view thereof; and, FIG. 6 is a bottom plan view thereof.

### [56] References Cited

#### U.S. PATENT DOCUMENTS

D. 352,428 11/1994 Waldmyer ..... D15/150 X  
4,531,245 7/1985 Lowd et al. .... 141/337 X  
4,600,125 7/1986 Maynard, Jr. .... 141/331 X  
4,832,238 5/1989 Taylor ..... 141/337 X

**1 Claim, 3 Drawing Sheets**



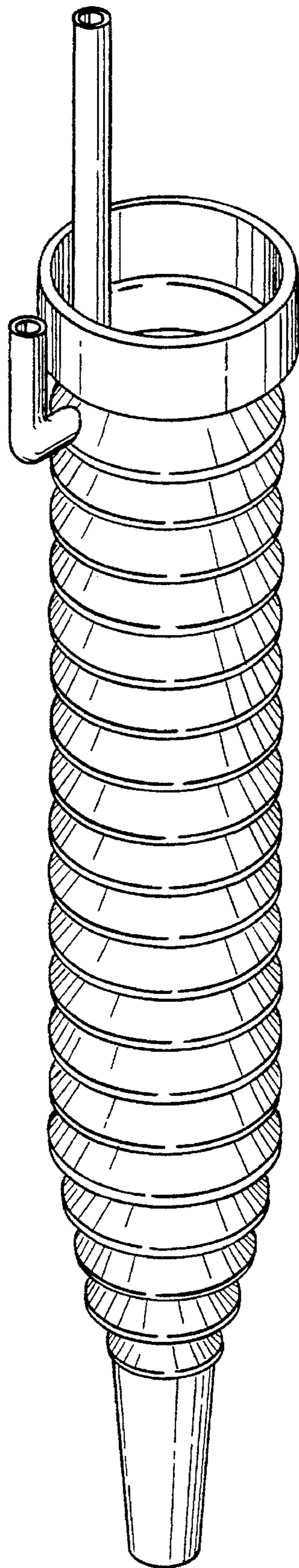


FIG. 1

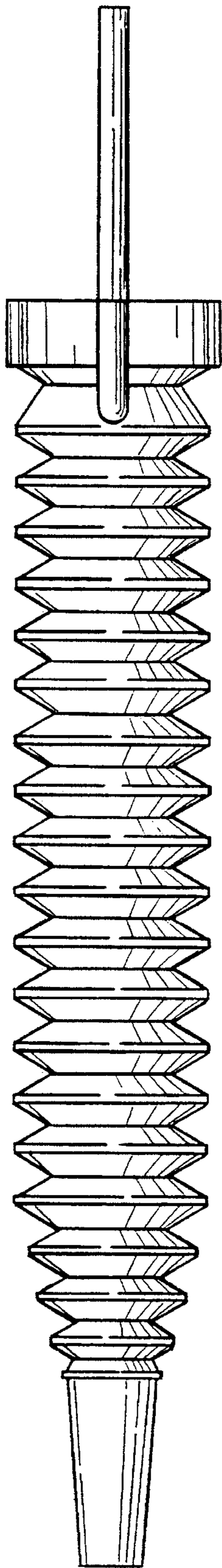


FIG. 2

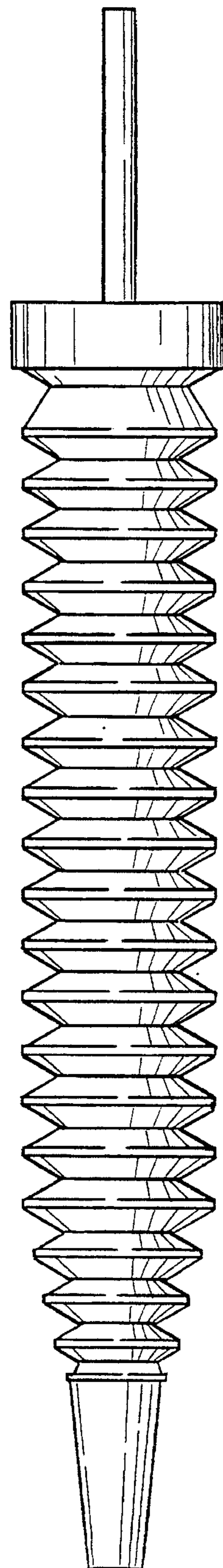


FIG. 3

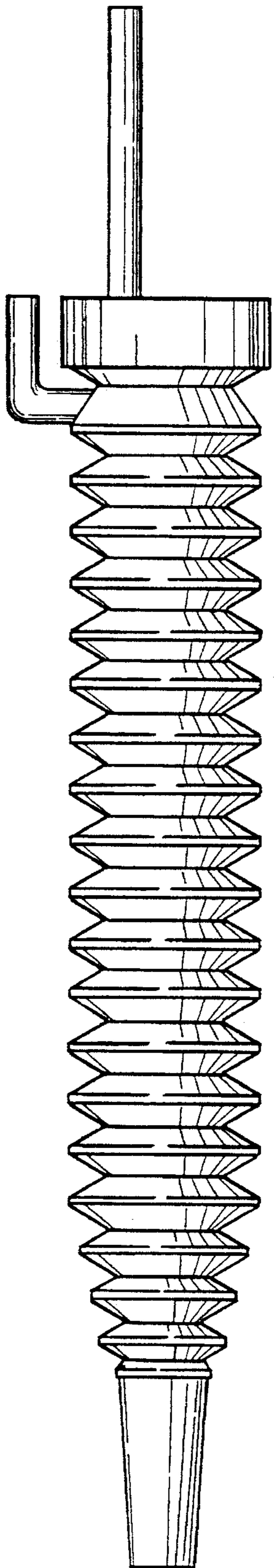


FIG. 4

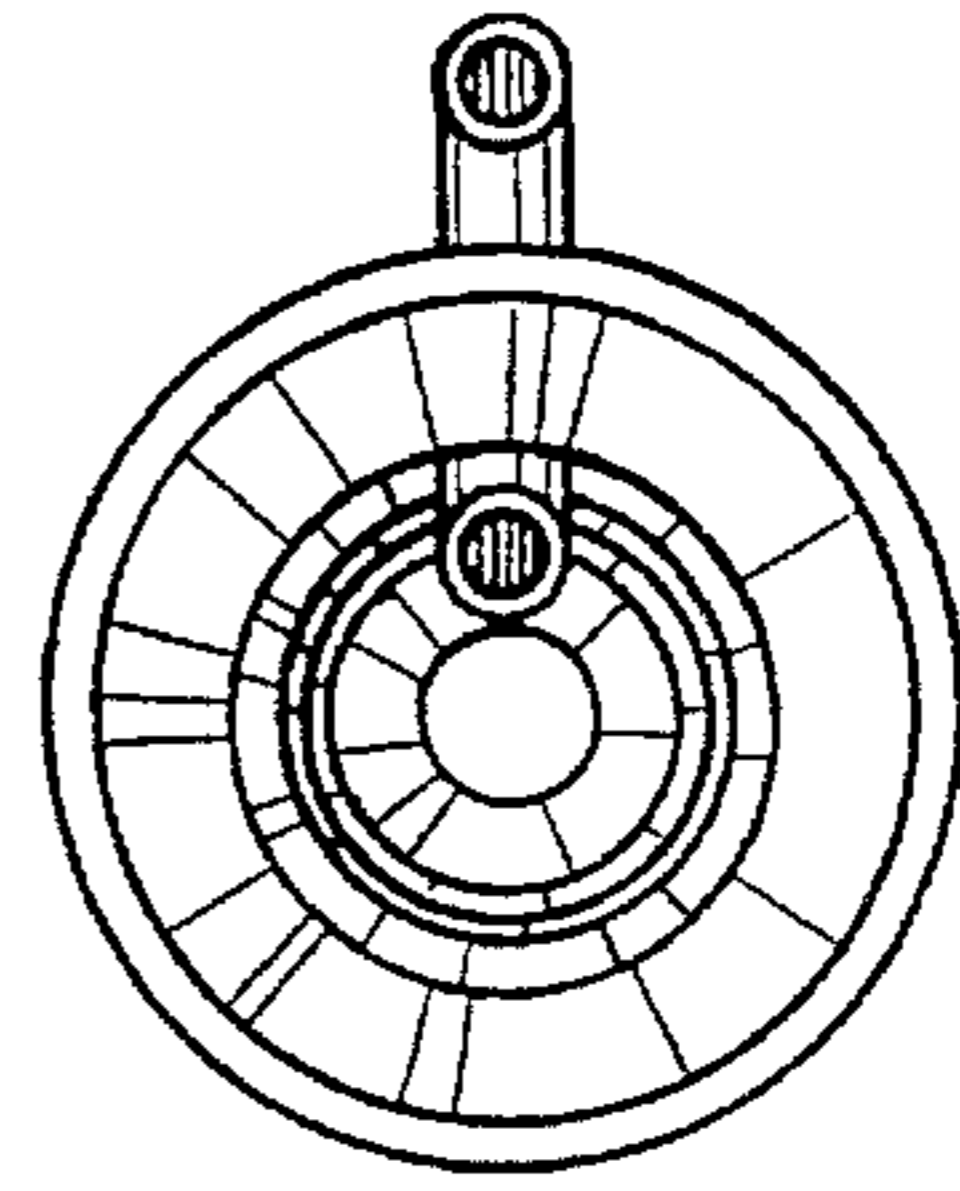


FIG. 5

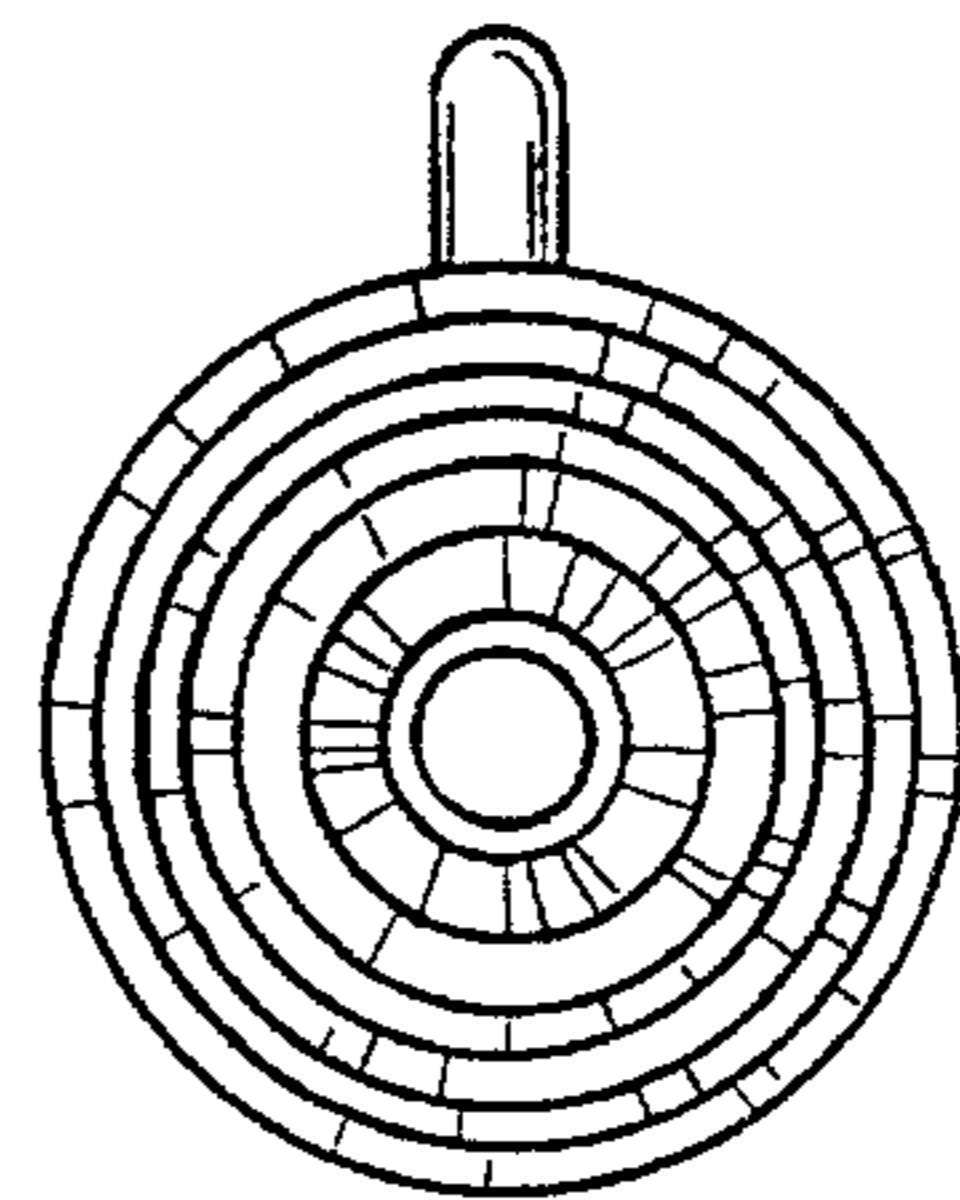


FIG. 6