



US00D364571S

United States Patent [19]

[11] Patent Number: **Des. 364,571**

Goto et al.

[45] Date of Patent: ****Nov. 28, 1995**

[54] **WRIST WATCH**

D. 349,247	8/1994	Sugita	D10/30
D. 349,249	8/1994	Nakai	D10/30
D. 355,612	2/1995	Nakamura	D10/38

[75] Inventors: **Atsushi Goto, Ome; Masao Wada,**
Tokyo, both of Japan

Primary Examiner—Nelson C. Holtje
Attorney, Agent, or Firm—Frishauf, Holtz, Goodman,
Langer & Chick

[73] Assignee: **Casio Computer Co., Ltd.,** Tokyo,
Japan

[**] Term: **14 Years**

[57] CLAIM

[21] Appl. No.: **34,218**

The ornamental design for a wrist watch, as shown.

[22] Filed: **Jan. 30, 1995**

DESCRIPTION

[52] U.S. Cl. **D10/38; D10/30**

FIG. 1 is a front elevational view of a wrist watch showing our new design;

[58] Field of Search D10/1-40, 122-132;
368/280-282, 276-277, 285, 239-242,
82-84

FIG. 2 is a right side elevational view thereof;

FIG. 3 is a left side elevational view thereof;

FIG. 4 is a top plan view thereof;

FIG. 5 is a bottom plan view thereof;

FIG. 6 is a rear elevational view thereof; and,

FIG. 7 is a perspective view thereof.

[56] References Cited

U.S. PATENT DOCUMENTS

D. 320,567	10/1991	Wakamatsu	D10/38
D. 325,530	4/1992	Moriai	D10/30
D. 327,450	6/1992	Nakai	D10/38

1 Claim, 2 Drawing Sheets




FIG. 4




FIG. 3




FIG. 1




FIG. 2

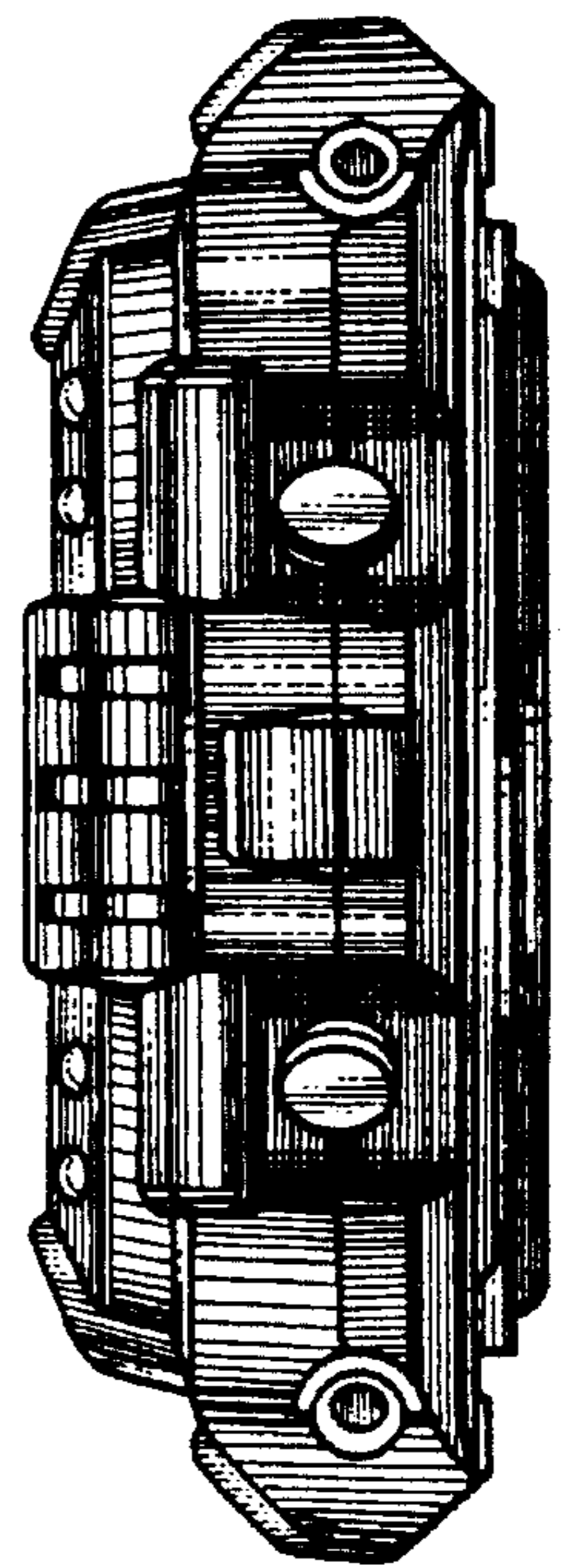


FIG. 5




FIG. 6

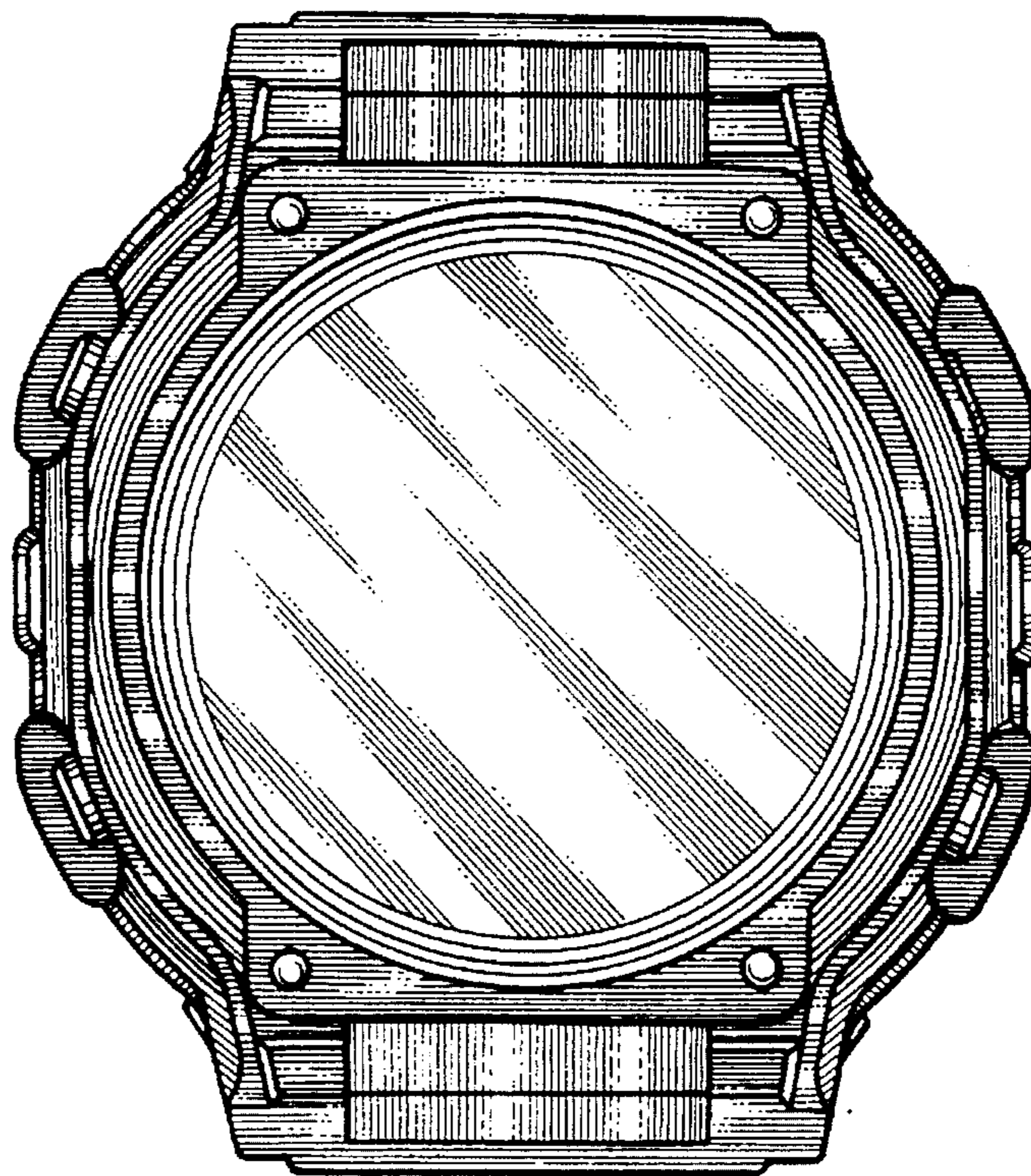


FIG. 7

