



US00D364559S

United States Patent [19]
Tolson

[11] **Patent Number: Des. 364,559**

[45] **Date of Patent: **Nov. 28, 1995**

[54] **FILM WRAPPED PRODUCT FILLED TRAY HAVING AN OFFSET BOTTOM SEAL**

5,255,497 10/1993 Zoromski et al. .
5,282,349 2/1994 Siegel .

[75] Inventor: **Sidney S. Tolson**, Scotland Neck, N.C.

[73] Assignees: **Ossid Corporation**, Rocky Mount, N.C.; **Ibaraki Seiki Machinery Co., Ltd.**, Osaka, Japan

[**] Term: **14 Years**

[21] Appl. No.: **17,168**

[22] Filed: **Jan. 6, 1994**

[52] U.S. Cl. **D9/345**

[58] **Field of Search** D9/345, 347, 348, D9/456, 341, 424, 437, 337; 206/557, 561, 566, 521.1, 523, 524; 220/575, 556, 555; 229/2.5 R, 5.8, 8; 426/129, 124, 396, 802, 87, 383; D7/550, 554, 556

[56] **References Cited**

U.S. PATENT DOCUMENTS

D. 323,296	6/1992	Schoenthaler	D9/456
1,849,774	3/1932	Taylor	426/87
2,159,997	5/1939	Millar	426/87 X
2,893,877	7/1959	Nickolls	229/2.5 R X
3,027,997	4/1962	Reifers	426/396 X
3,185,371	5/1965	Reifers	229/2.5 R
3,397,068	8/1968	Schaefer et al.	426/396
3,682,365	8/1972	Reifers et al.	426/129 X
3,753,331	8/1973	Sato	.	
3,973,372	8/1976	Omori	.	
4,057,651	11/1977	Florian	229/2.5 R X
4,275,811	6/1981	Miller	229/2.5 R X
4,430,844	2/1984	James	.	
4,435,434	3/1984	Caporaso	426/124 X
4,683,139	7/1987	Cheng	426/396 X
4,715,166	12/1987	Kameda	.	
4,761,937	8/1988	Francioni	.	
5,084,283	1/1992	Oxley et al.	426/383 X

OTHER PUBLICATIONS

American Permanent Ware, 1972, p. 5.
Restaurants & Institutions, Apr. 1989, p. 163 as circled.
Packaging Catalog, 1941, p. 306 as circled.
Modern Packaging 1959, p. 603 as circled.
Modern Packaging, 1959, p. 610 as circled.

Primary Examiner—Prabhakar G. Deshmukh
Attorney, Agent, or Firm—Olive & Olive

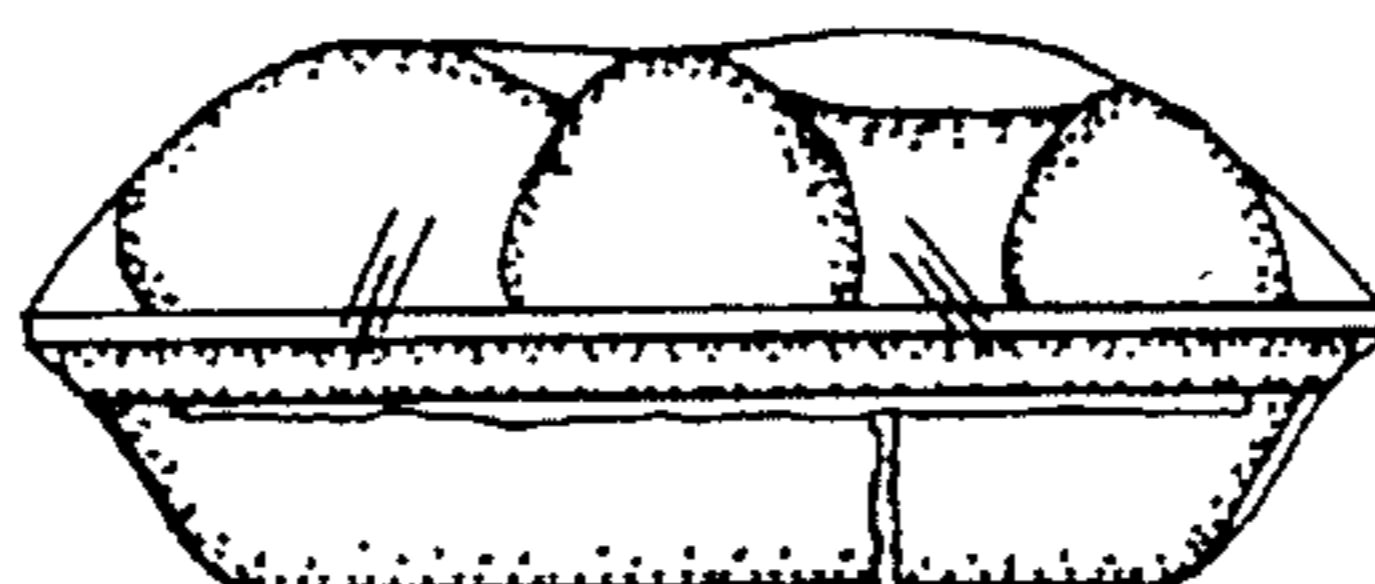

[57] **CLAIM**

The ornamental design for a film wrapped product filled tray having an offset bottom seal, as shown and described.

DESCRIPTION

FIG. 1 is a top plan view of a film wrapped product filled tray having an offset bottom seal, showing my new design; FIG. 2 is a bottom plan view thereof; FIG. 3 is a side view thereof, the opposite side view being a mirror image thereof; FIG. 4 is a left end view thereof; FIG. 5 is a right end view thereof; FIG. 6 is a top plan view of a film-wrapped product filled tray having an offset bottom seal in a second embodiment of my new design; FIG. 7 is a bottom plan view of my second embodiment design; FIG. 8 is a side view of my second embodiment design, the opposite side being a mirror image thereof; FIG. 9 is a left side view of my second embodiment design; and, FIG. 10 is a right side view of my second embodiment design.
The characteristic feature of my design resides in an offset bottom seal.

1 Claim, 2 Drawing Sheets






FIG. 1

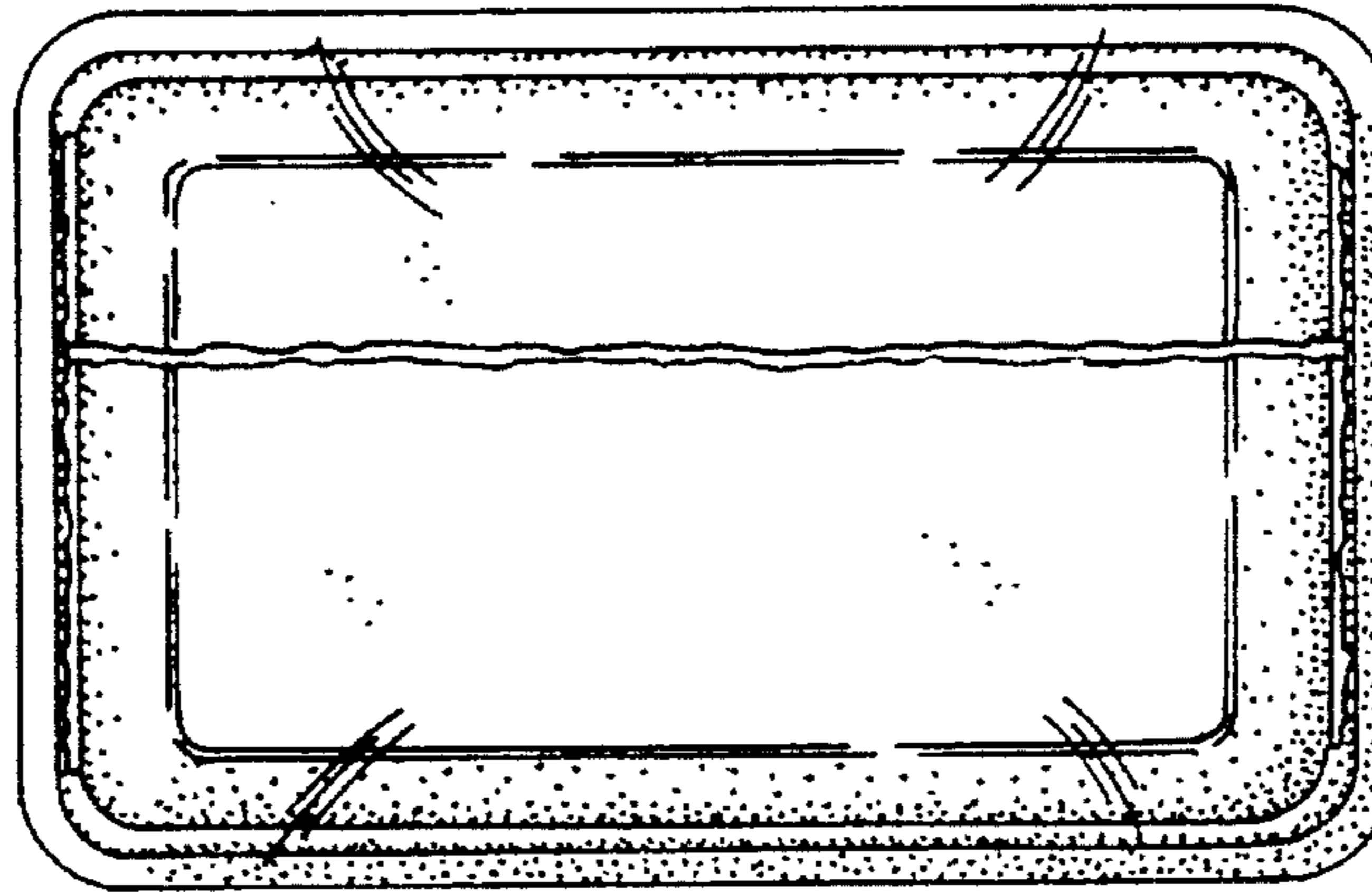


FIG. 2

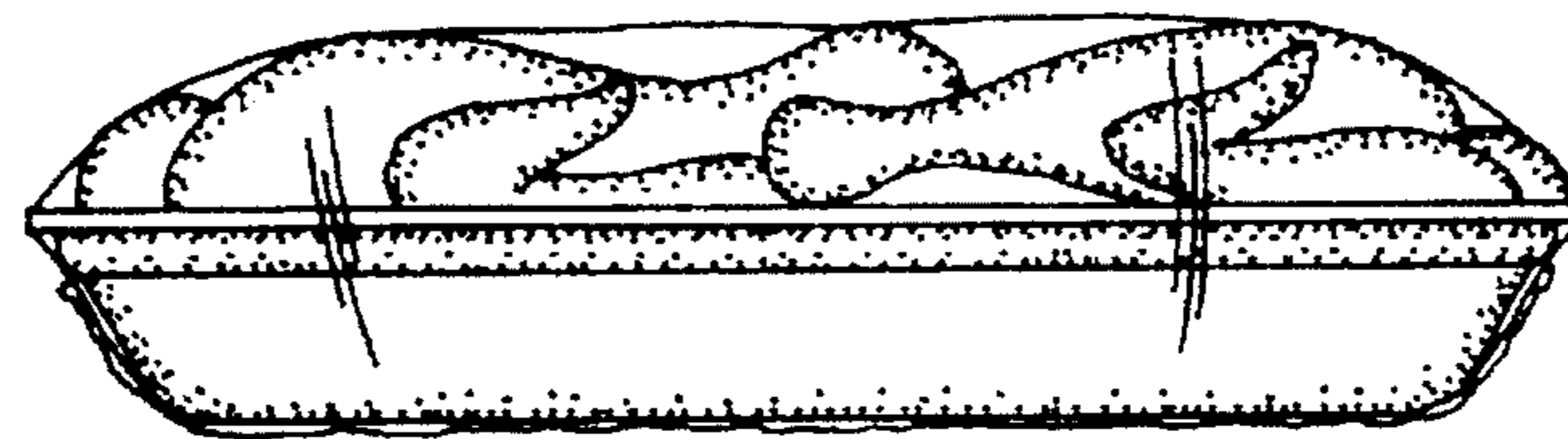


FIG. 3

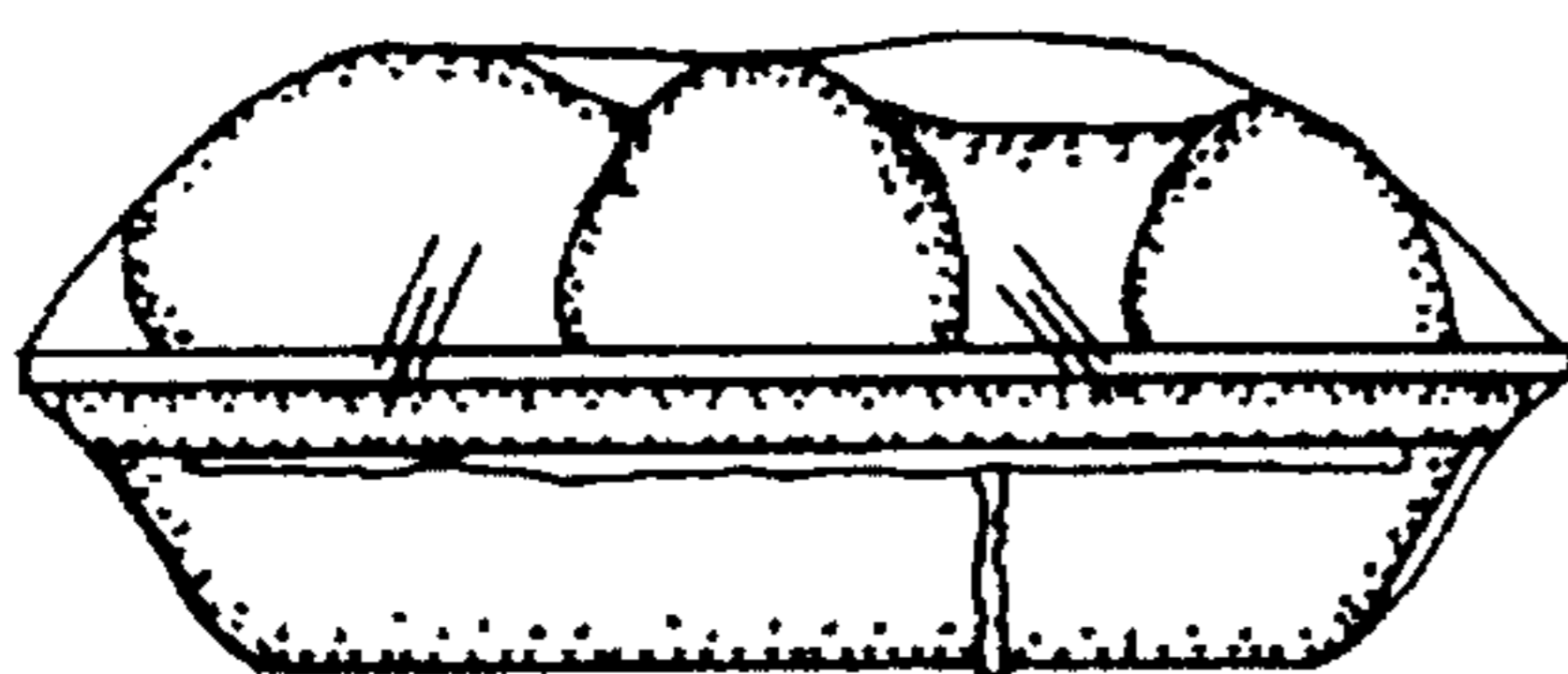


FIG. 4

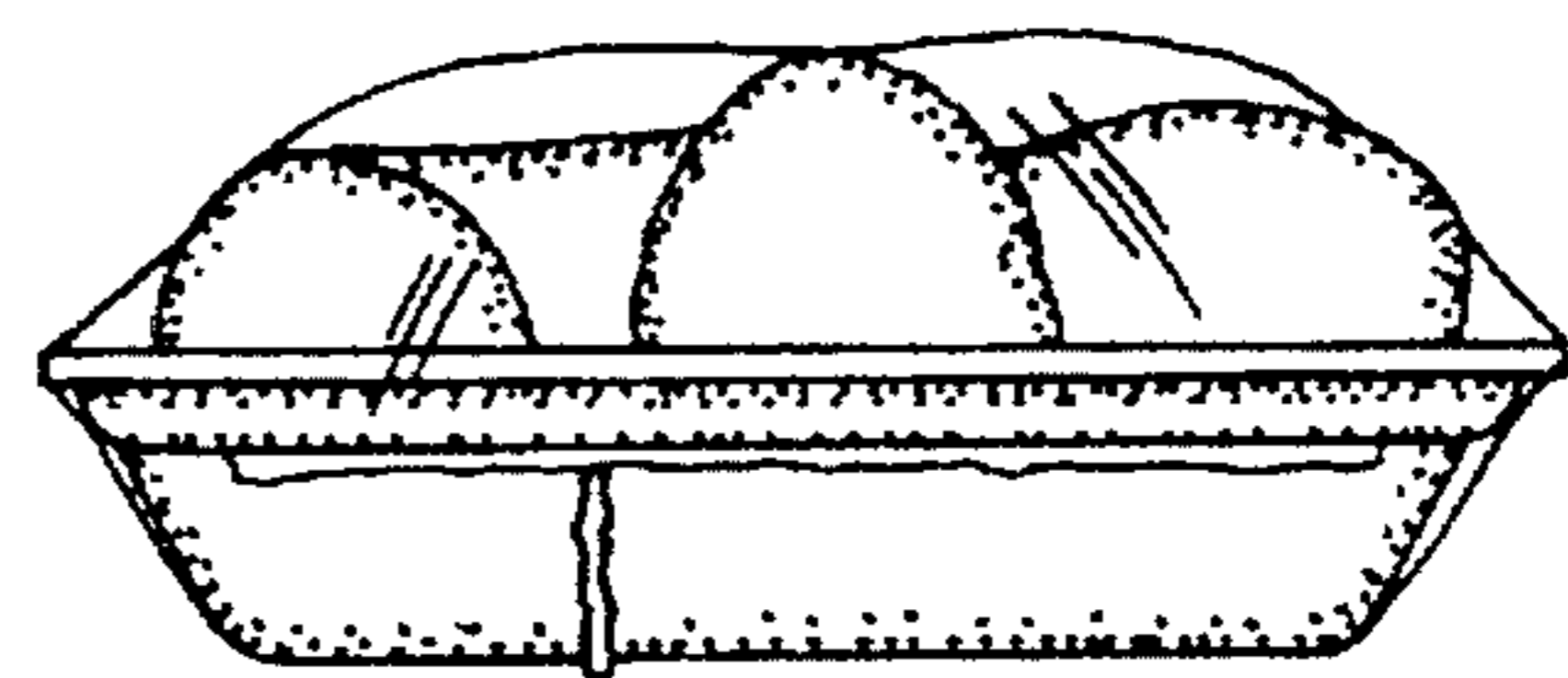


FIG. 5




FIG. 6

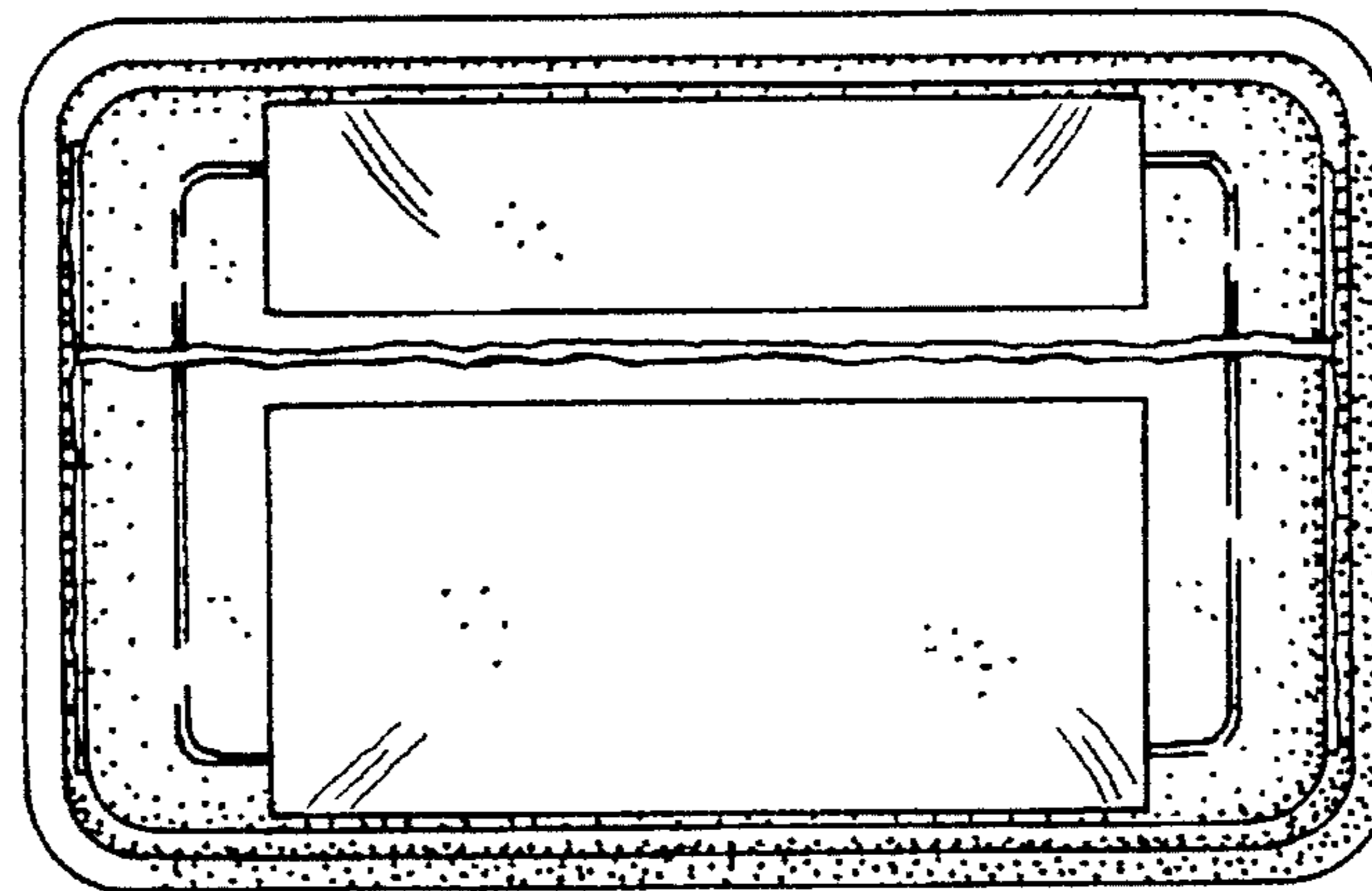


FIG. 7

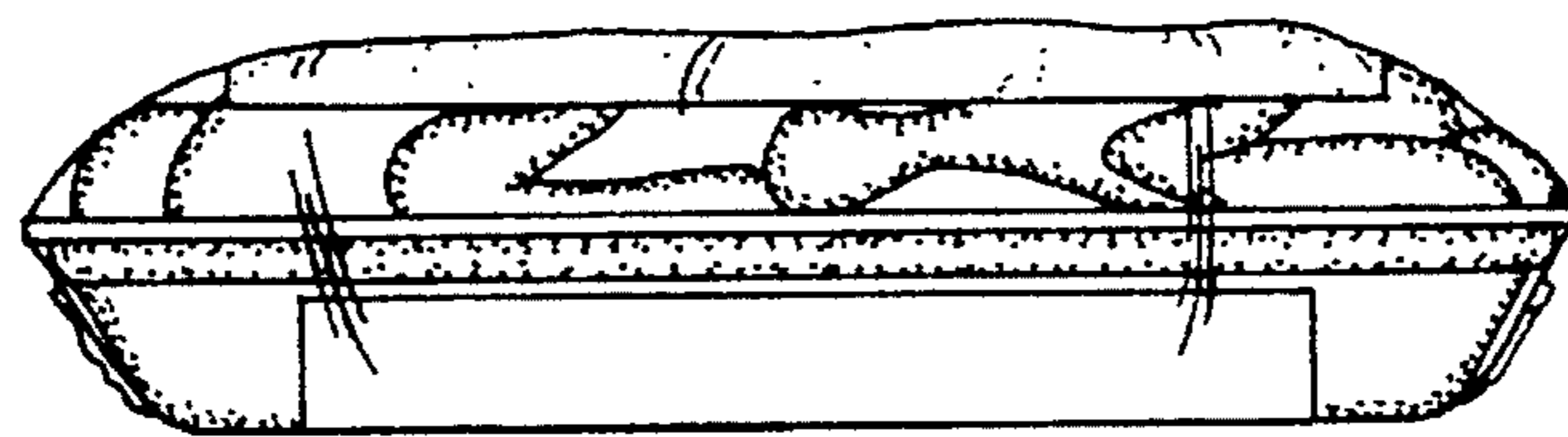


FIG. 8

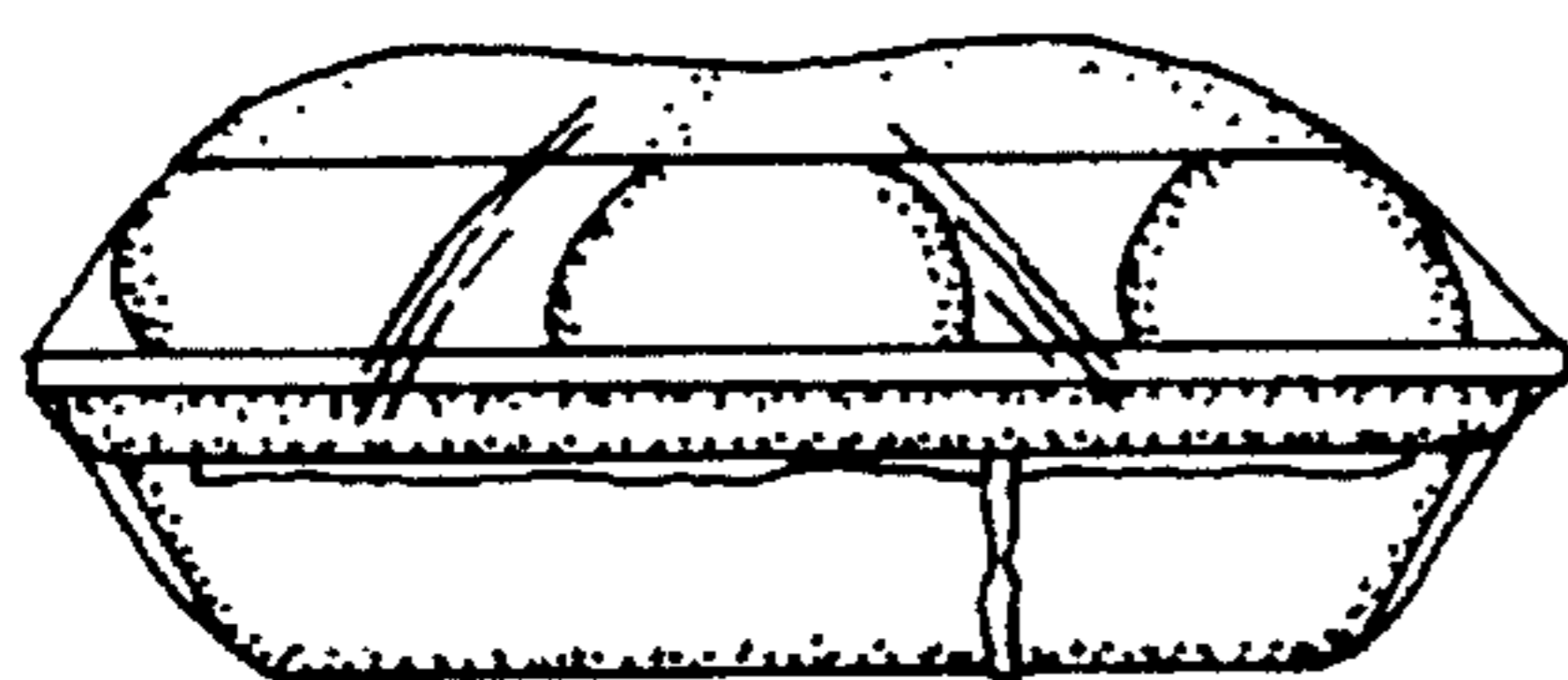


FIG. 9

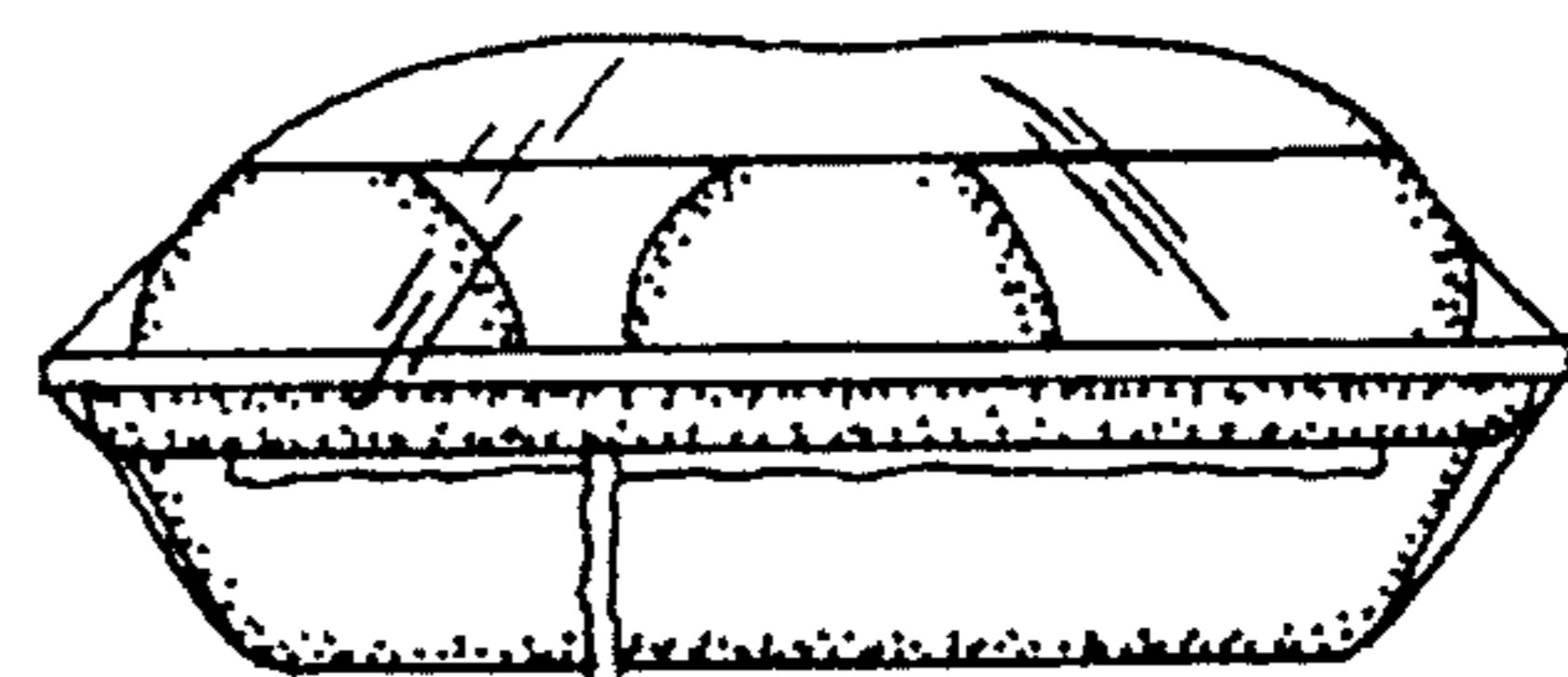


FIG. 10