



US00D364553S

United States Patent [19]

[11] Patent Number: **Des. 364,553**

Wilson

[45] Date of Patent: ****Nov. 28, 1995**

[54] **CLIP FOR HANGING PICTURE FRAMES**

4,416,319 11/1983 Hofmann 24/701 X

[76] Inventor: **Arthur K. Wilson**, 1050 McNicoll,
Unit 12, Scarborough, Ontario, M1W
2L8, Canada

Primary Examiner—A. Hugo Word
Assistant Examiner—Holly Baynham
Attorney, Agent, or Firm—Arne I. Fors; D. Doak Horne;
Jeffrey T. Imai

[**] Term: **14 Years**

[57] **CLAIM**

[21] Appl. No.: **29,255**

The ornamental design for a clip for hanging picture frames,
as shown and described.

[22] Filed: **Oct. 3, 1994**

[52] U.S. Cl. **D8/373; D8/371**

DESCRIPTION

[58] Field of Search D8/371, 395, 349,
D8/354, 373; 24/701; 248/300, 489, 490,
493, 497

FIG. 1 is a perspective view of the design;
FIG. 2 is a top plan view thereof;
FIG. 3 is a side view;
FIG. 4 is a side view of the opposite side;
FIG. 5 is a bottom plan view;
FIG. 6 is an end view; and,
FIG. 7 is an opposite end view.

[56] **References Cited**

U.S. PATENT DOCUMENTS

| | | | |
|------------|--------|---------------------|----------|
| D. 356,641 | 3/1995 | Stewart et al. | D8/349 X |
| 818,700 | 4/1906 | Morewood | 24/701 |
| 1,728,308 | 9/1929 | Schweiger | 24/701 X |

1 Claim, 1 Drawing Sheet

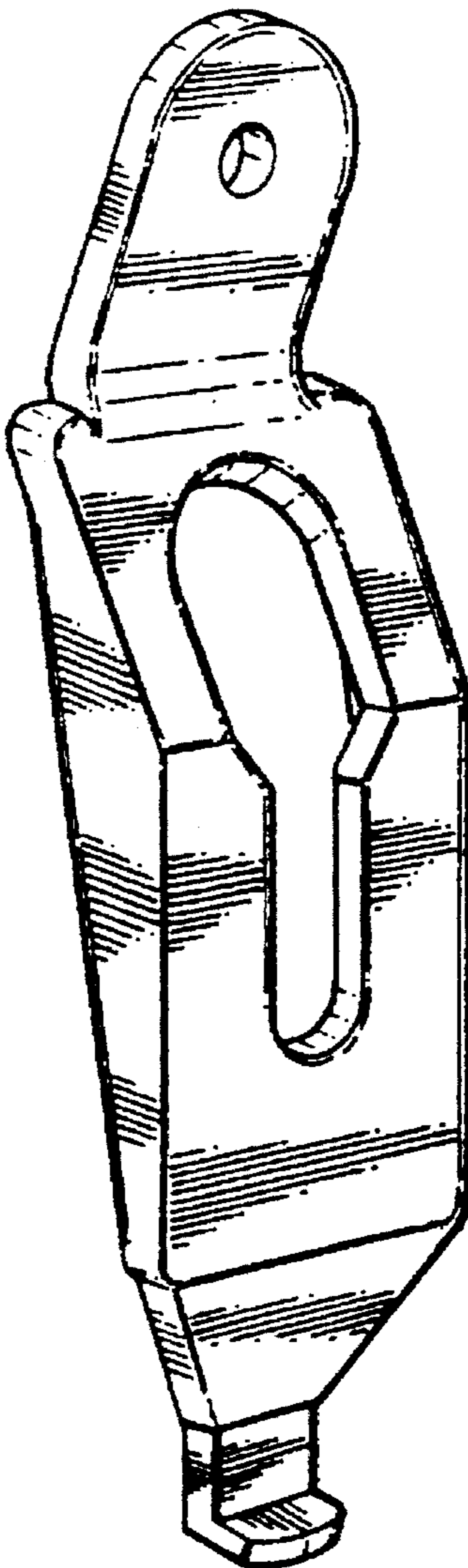


FIG. 1.

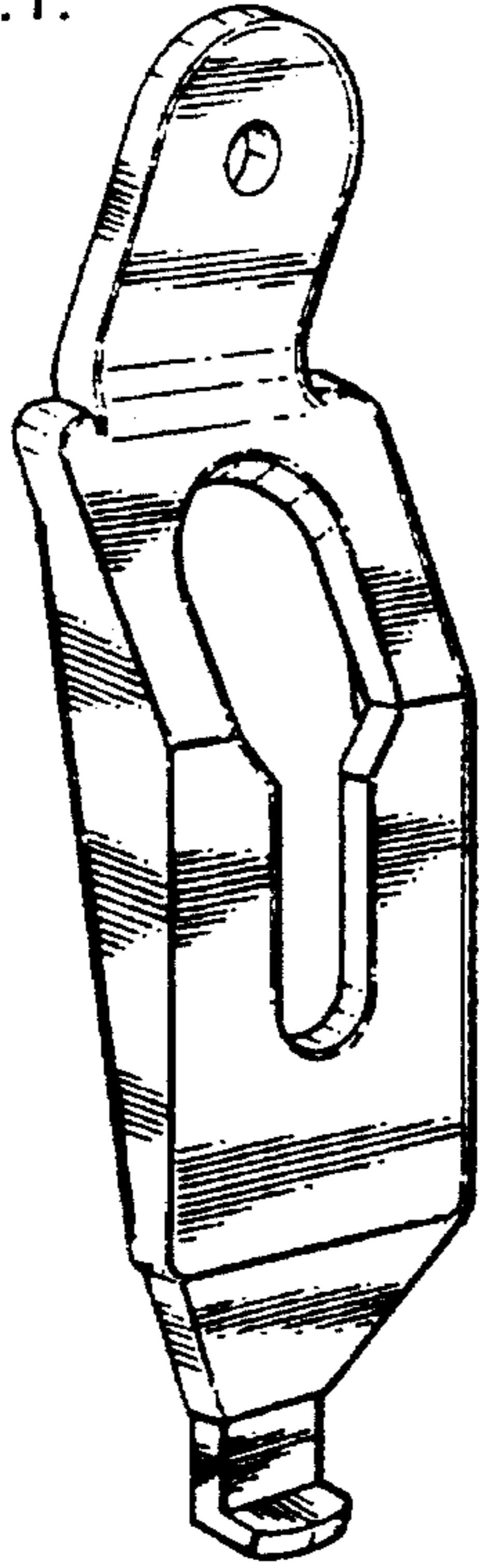


FIG. 2.

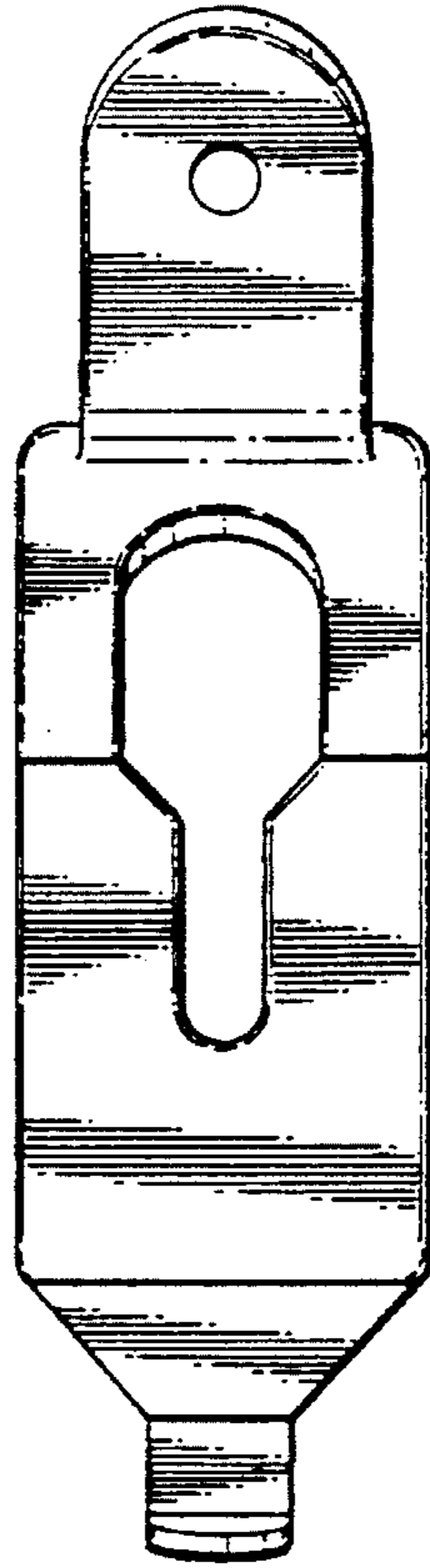


FIG. 3.

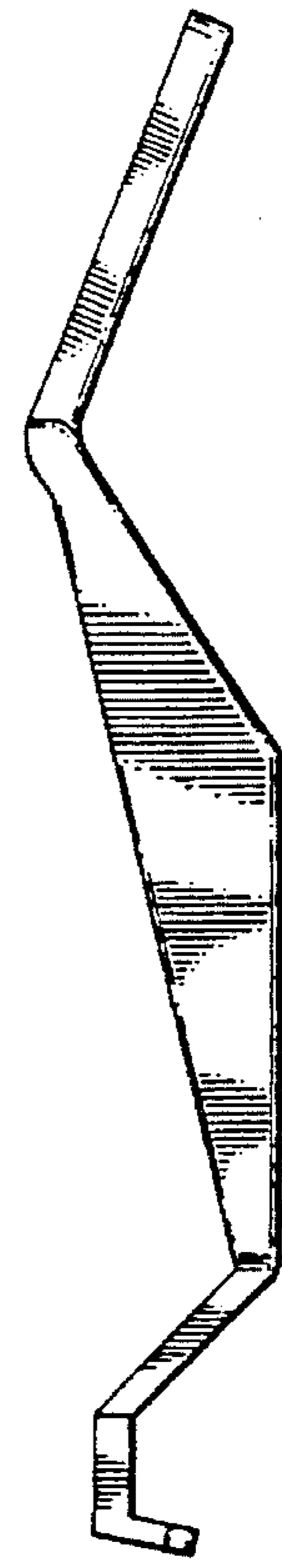


FIG. 4.

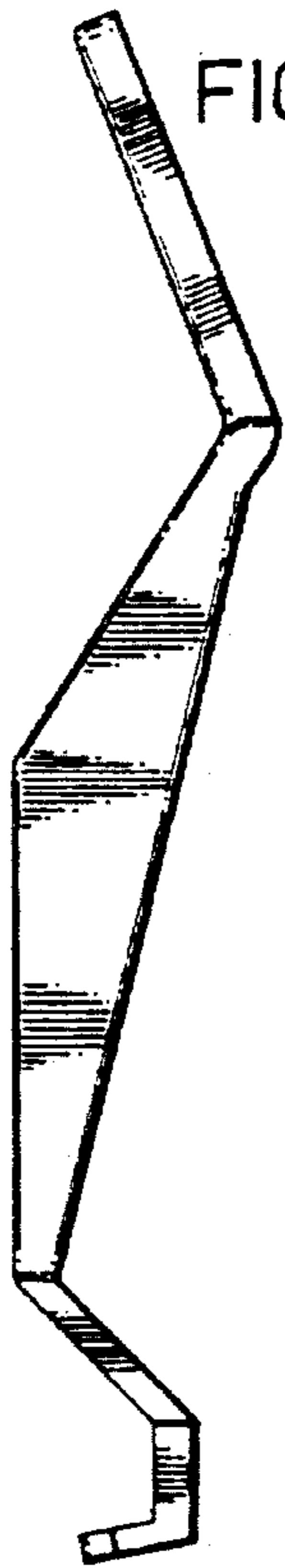


FIG. 5.

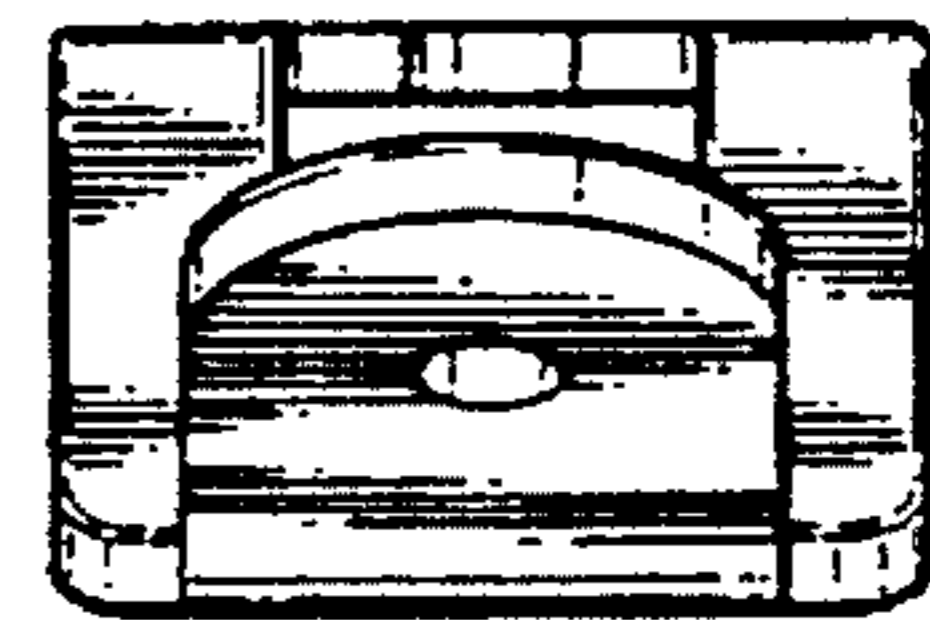
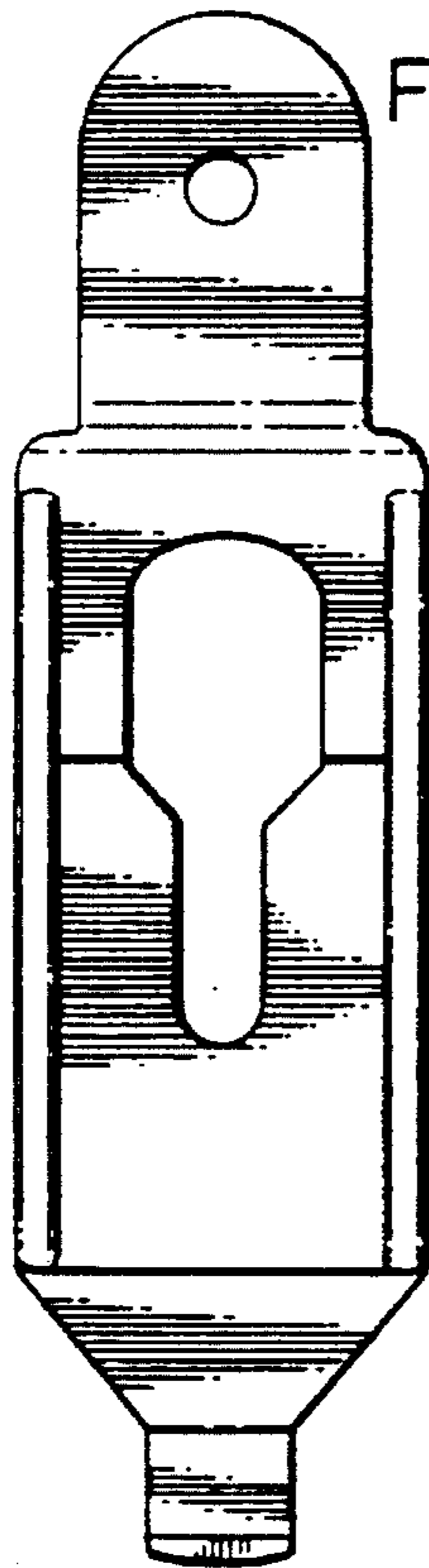


FIG. 6.




FIG. 7.