



US00D364537S

**United States Patent** [19]  
**Anderson**

[11] **Patent Number: Des. 364,537**  
[45] **Date of Patent: \*\*Nov. 28, 1995**

[54] **FOOD TRAY**  
[75] Inventor: **John W. Anderson**, Springfield, Mass.  
[73] Assignee: **Temp-Tech Co., Inc.**, Springfield, Mass.  
[\*\*] Term: **14 Years**  
[21] Appl. No.: **936,917**  
[22] Filed: **Aug. 31, 1992**  
[52] U.S. Cl. .... **D7/553; D7/554; D7/555**  
[58] **Field of Search** ..... D7/500, 550, 541, D7/542, 543, 544, 545, 546, 549, 551, 552, 553, 554, 555, 556, 557, 569, 573; 220/556, 575, 912

943,162 12/1909 Schlesinger ..... 220/575 X  
1,848,066 3/1932 Shepard et al. .... D7/555 X  
2,240,602 5/1941 Bartsch ..... 220/575 X  
2,515,617 7/1950 Tilford ..... 220/912 X  
3,148,636 9/1964 Bloomquist et al. .... D7/553 X  
3,545,642 4/1968 Swett ..... 220/575

*Primary Examiner*—Alan P. Douglas  
*Assistant Examiner*—M. N. Pandozzi  
*Attorney, Agent, or Firm*—Fishman, Dionne & Cantor

[57] **CLAIM**

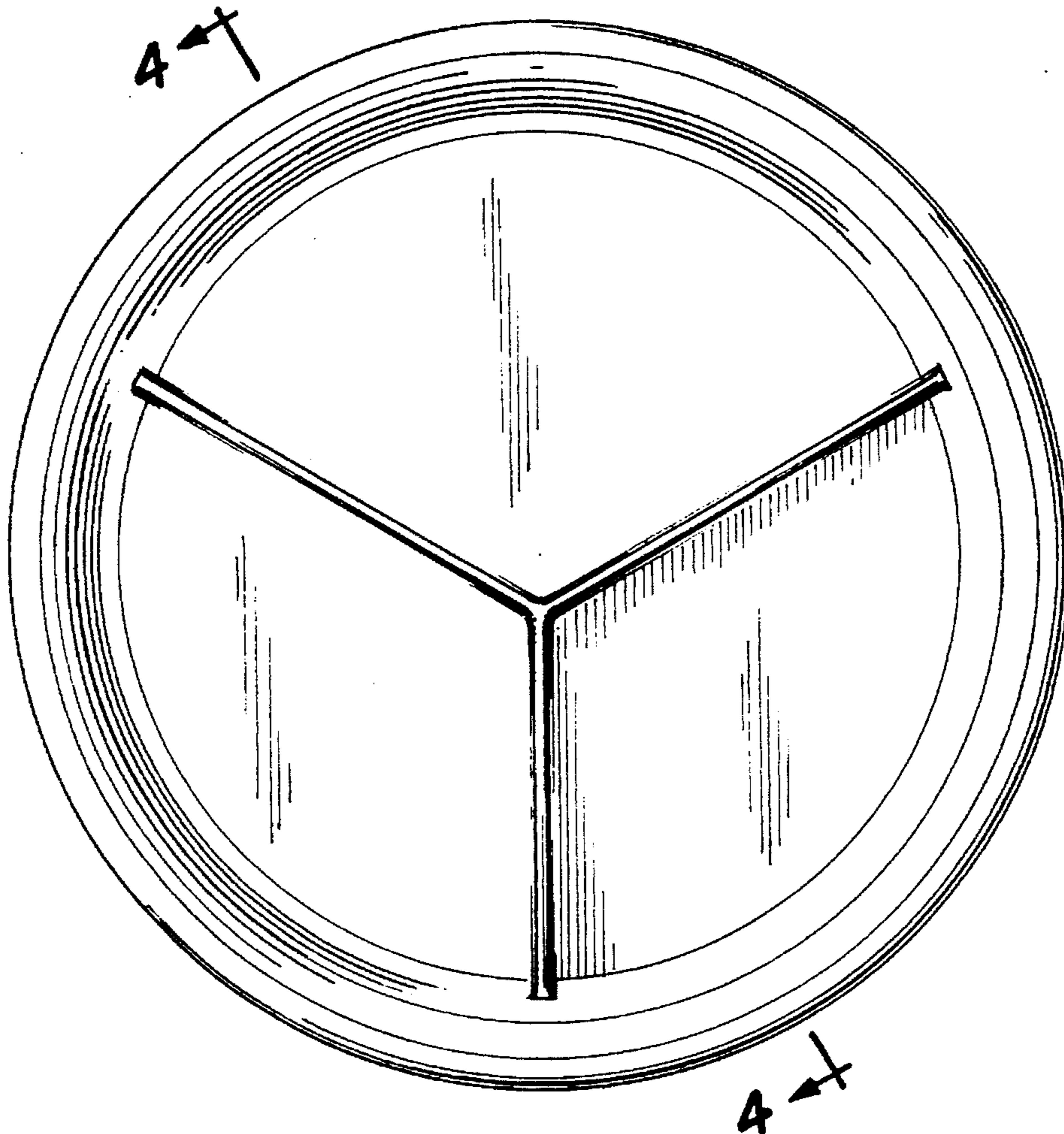
The ornamental design for a food tray, as shown.

**DESCRIPTION**

FIG. 1 is a top plan view of a food tray showing my new design;  
FIG. 2 is a side view of the food tray of FIG. 1;  
FIG. 3 is a bottom plan view of the food tray shown in FIG. 1; and,  
FIG. 4 is a section view taken along the line 4—4 of the food tray shown in FIG. 1.

[56] **References Cited**  
U.S. PATENT DOCUMENTS  
D. 164,669 10/1951 Chaplin ..... D7/555  
D. 188,502 8/1960 Metzler ..... D7/555  
D. 250,928 1/1979 Franklin ..... D7/555

**1 Claim, 1 Drawing Sheet**



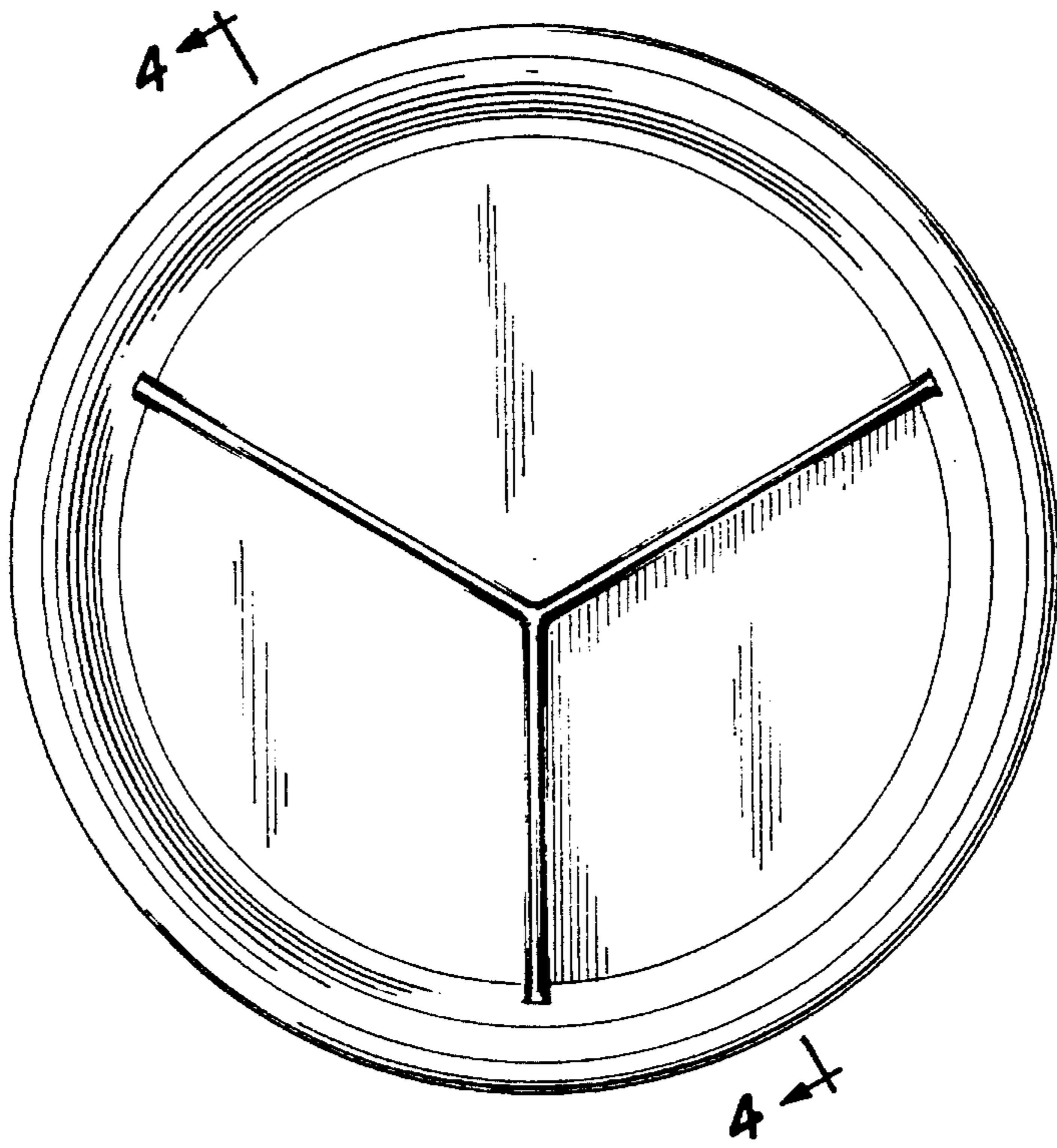


FIG. 1



FIG. 2

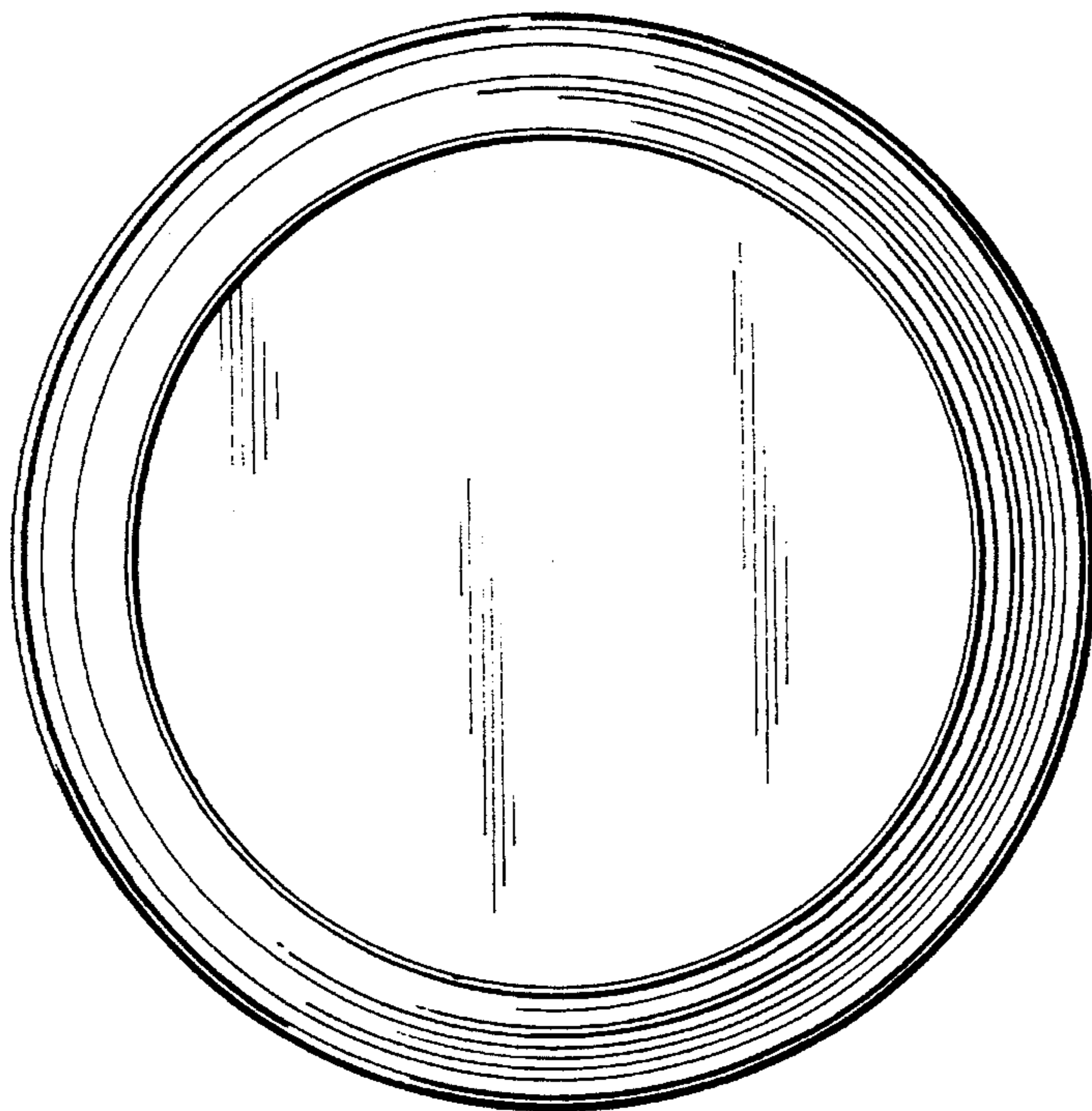


FIG. 3

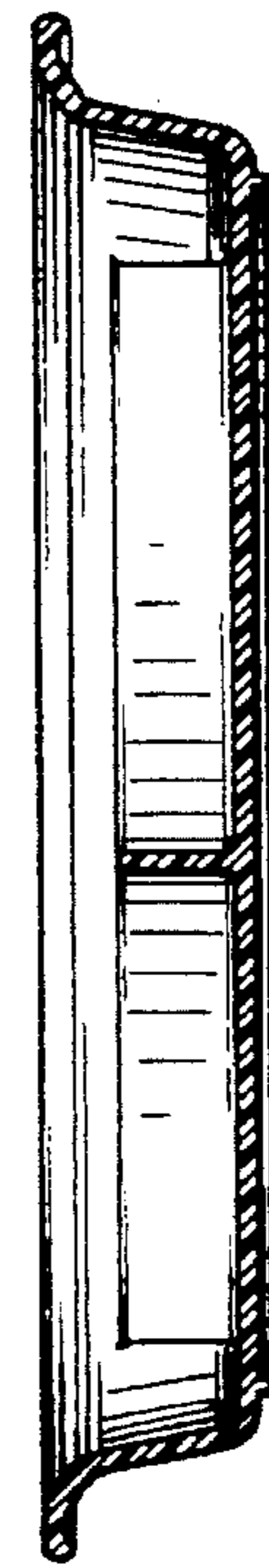


FIG. 4