



US00D364532S

**United States Patent** [19]  
**Seiffert**

[11] **Patent Number: Des. 364,532**

[45] **Date of Patent: \*\*Nov. 28, 1995**

[54] **ELECTRIC KITCHEN MIXER**

[75] Inventor: **Florian Seiffert**, Wiesbaden, Germany

[73] Assignee: **Robert Krups GmbH & Co. KG**, Solingen, Germany

[\*\*] Term: **14 Years**

[21] Appl. No.: **3,888**

[22] Filed: **Jan. 21, 1993**

[30] **Foreign Application Priority Data**

Jul. 20, 1992 [FR] France ..... 92 4538

[52] **U.S. Cl.** ..... **D7/379**

[58] **Field of Search** ..... D7/376-384, 386, D7/368; D8/69; 366/129, 130, 197, 199, 204, 205, 314

D. 234,742 4/1975 Stut ..... D7/379  
 D. 338,593 8/1993 Maass ..... D7/376 X  
 D. 338,802 8/1993 Maass ..... D7/376 X

*Primary Examiner*—Alan P. Douglas  
*Assistant Examiner*—Caron D. Veynar  
*Attorney, Agent, or Firm*—Young & Thompson

[57] **CLAIM**

The ornamental design for an electric kitchen mixer, as shown.


**DESCRIPTION**

FIG. 1 is a front, side and top perspective view of an electric kitchen mixer showing my new design;  
 FIG. 2 is a front elevational view thereof;  
 FIG. 3 is a side elevational view thereof from the right of FIG. 2;  
 FIG. 4 is a side elevational view thereof from the left of FIG. 2;  
 FIG. 5 is a rear elevational view thereof;  
 FIG. 6 is a top plan view thereof; and,  
 FIG. 7 is a bottom plan view thereof.

[56] **References Cited**  
**U.S. PATENT DOCUMENTS**

D. 207,859 6/1967 Weiss ..... D7/379  
 D. 224,132 7/1972 Yamamoto ..... D7/379

**1 Claim, 7 Drawing Sheets**



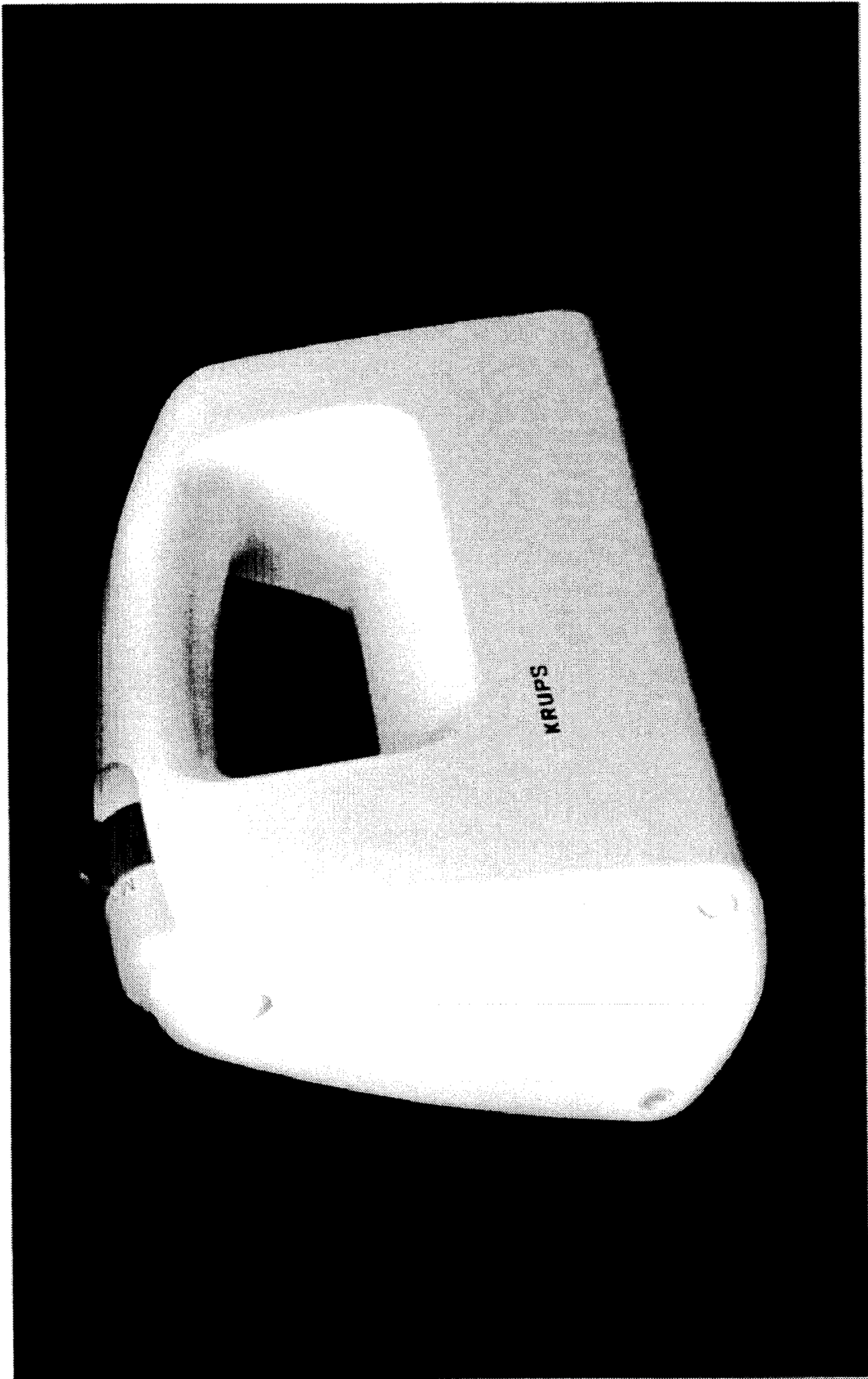


FIG. 1

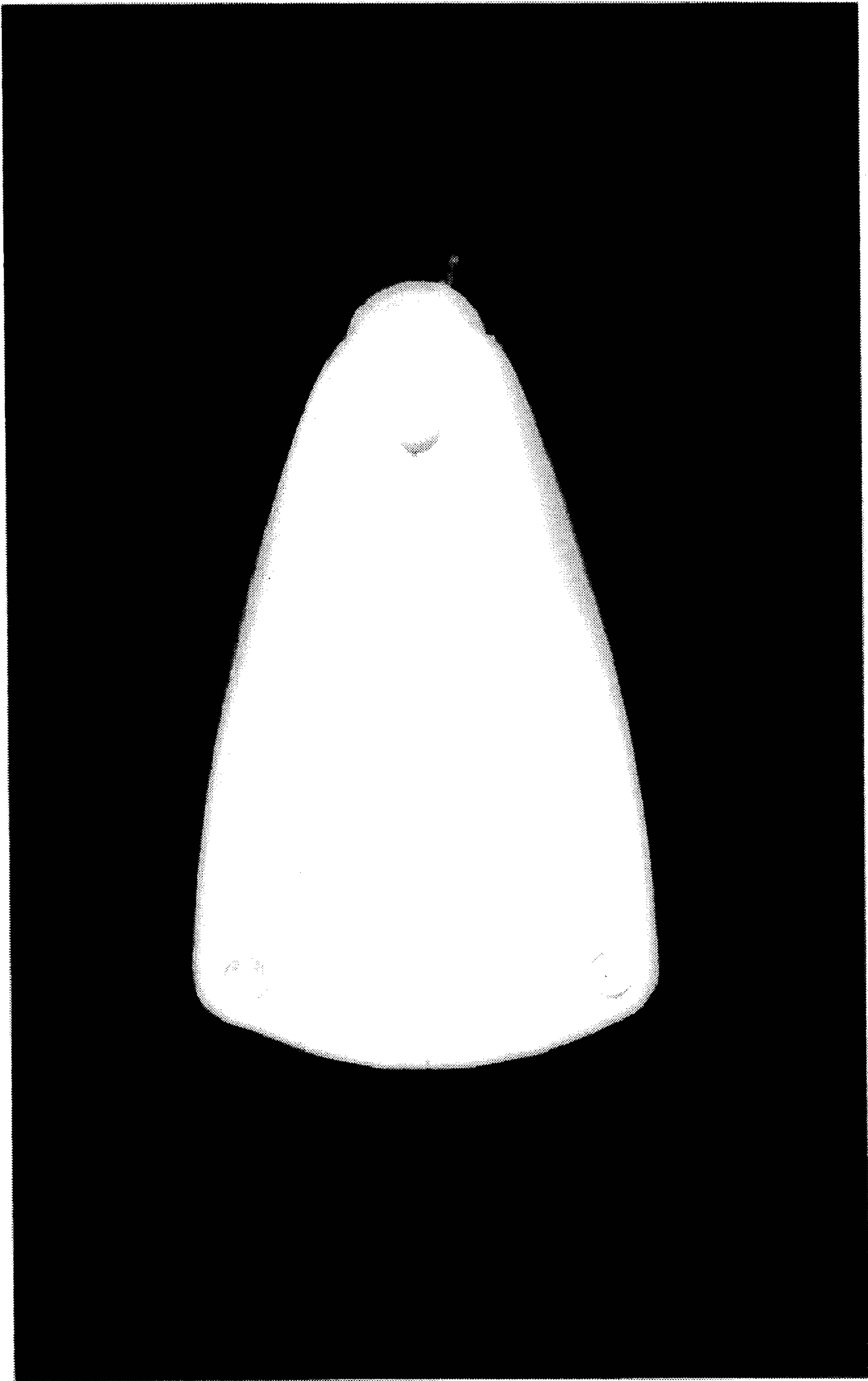


FIG. 2




FIG. 3




FIG. 4

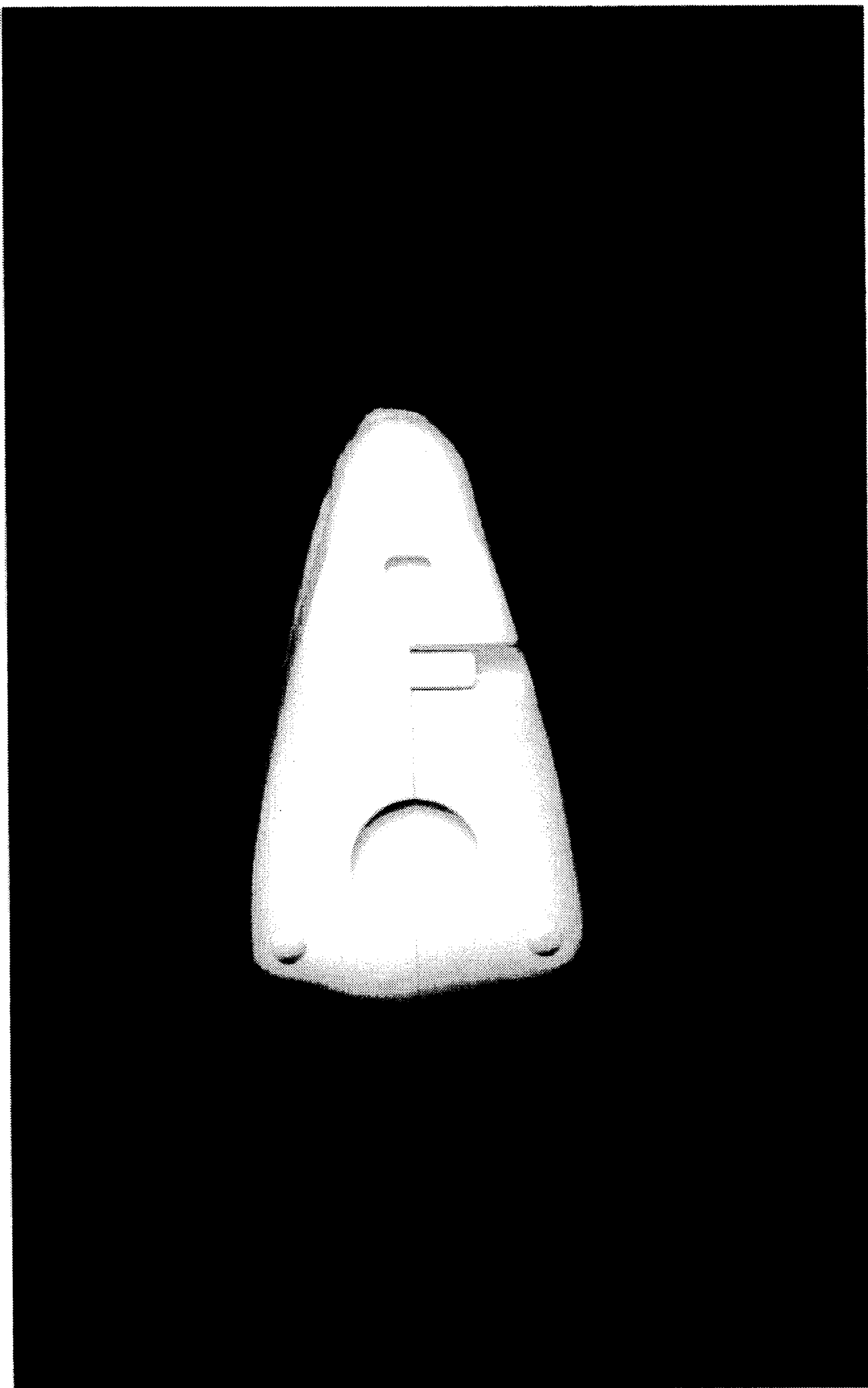


FIG. 5




FIG. 6




FIG. 7