



US00D364526S

# United States Patent [19]

[11] Patent Number: **Des. 364,526**

**Laufenberg**

[45] Date of Patent: **\*\*Nov. 28, 1995**

[54] **SOCKET ORGANIZER**

Primary Examiner—Brian N. Vinson

[76] Inventor: **Tim J. Laufenberg**, 5938 Monticello Way, Madison, Wis. 53719

[57] **CLAIM**

[\*\*] Term: **14 Years**

The ornamental design for a socket organizer, as shown and described.

[21] Appl. No.: **24,457**

### DESCRIPTION

[22] Filed: **Jun. 13, 1994**

FIG. 1 is a front elevational view of a socket organizer showing my new design;

[52] U.S. Cl. .... **D6/570**

FIG. 2 is a rear elevational view thereof;

[58] Field of Search ..... D6/553, 552, 567, D6/569-570; 206/207, 315.1, 349, 372, 376, 378; 211/10, 13, 60.1, 86-87

FIG. 3 is a left side elevational view thereof;

FIG. 4 is a right side elevational view thereof;

FIG. 5 is an enlarged top plan view thereof;

FIG. 6 is an enlarged bottom plan view thereof; and,

FIG. 7 is an enlarged horizontal cross-sectional view thereof, taken along line 7—7 of FIG. 1.

[56] **References Cited**

#### U.S. PATENT DOCUMENTS

D. 312,017	11/1990	Gould	.....	D6/553
D. 355,554	2/1995	Phelps	.....	D6/567 X
D. 356,462	5/1995	Ko	.....	D6/570
3,187,902	6/1965	Nelson	.....	211/70.6
3,370,696	2/1968	Groe	.....	206/376

The broken-line disclosure of socket sizes in FIGS. 3 and 4 is for illustrative purposes only and forms no part of the claimed design.

**1 Claim, 3 Drawing Sheets**

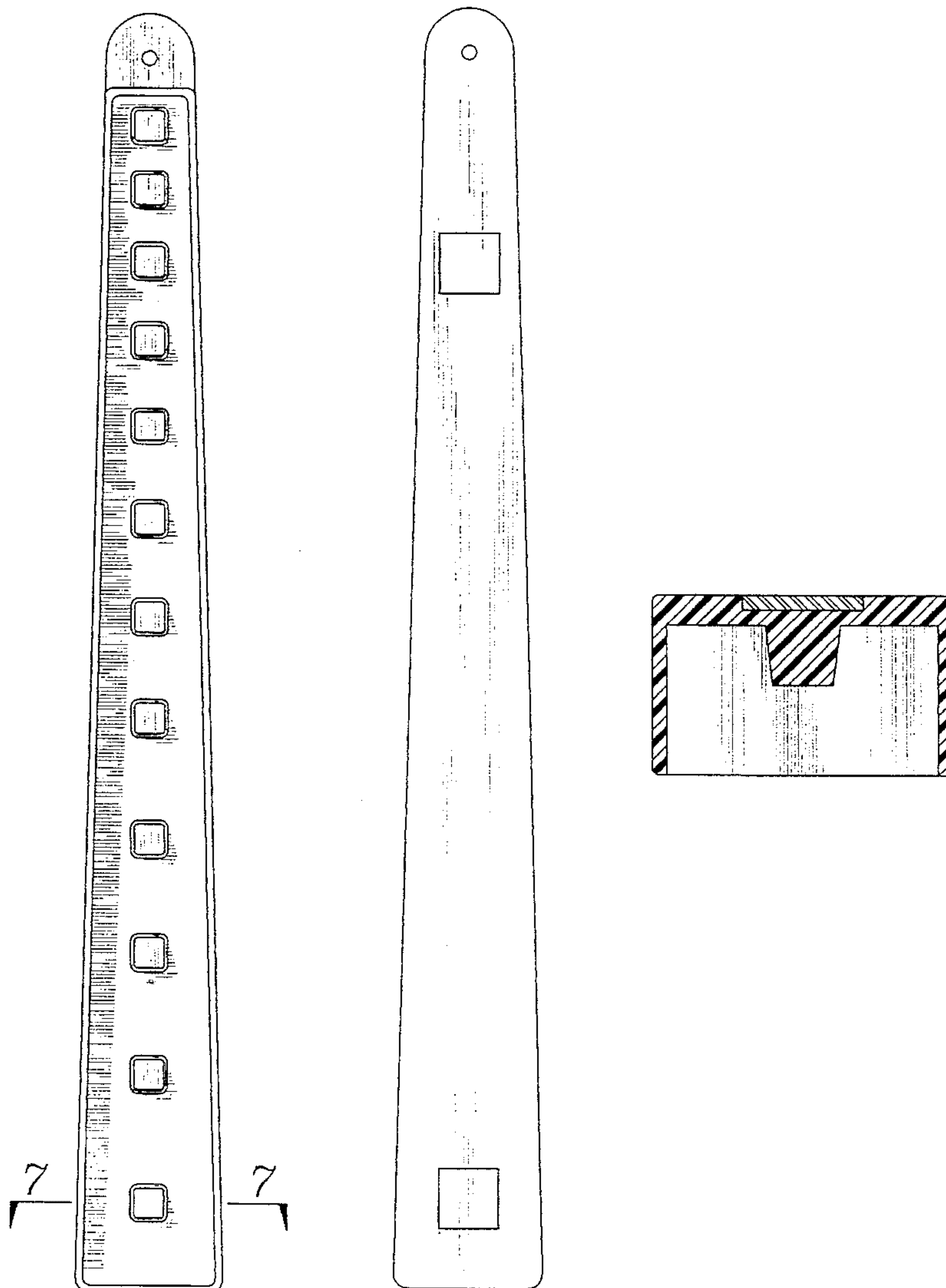


FIG. 1

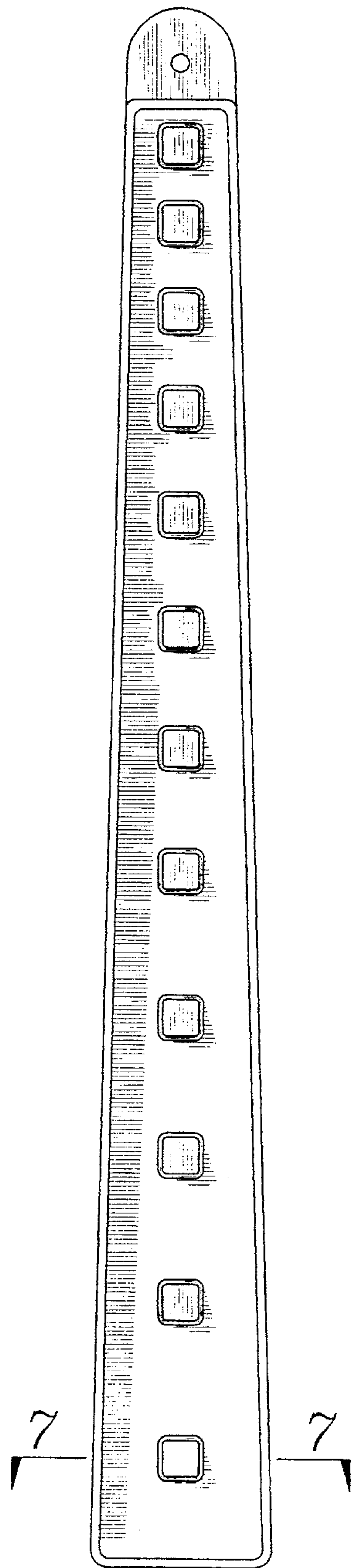


FIG. 2

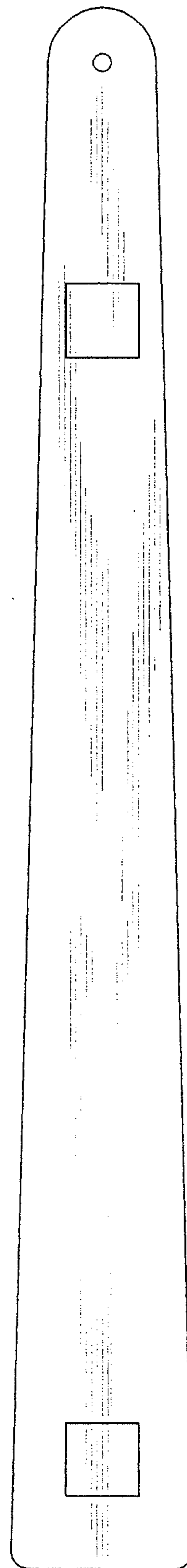


FIG. 3

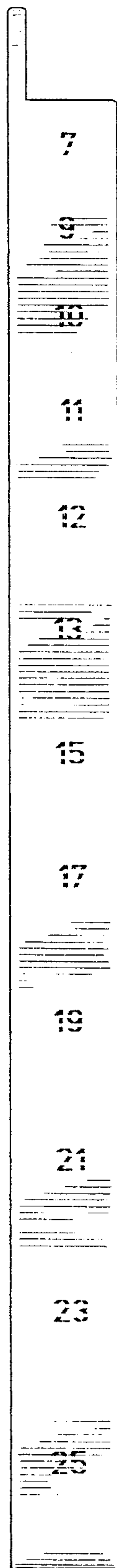


FIG. 4

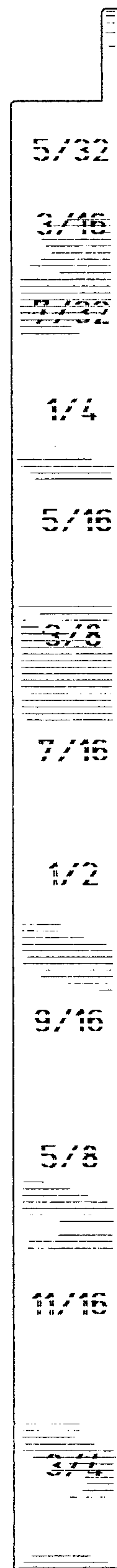


FIG. 5




FIG. 6




FIG. 7

