



US00D364515S

# United States Patent [19]

[11] Patent Number: **Des. 364,515**

Hou

[45] Date of Patent: **\*\*Nov. 28, 1995**

[54] **DISPLAY CASE**

D. 205,977	10/1966	Emhoff .....	D6/474
D. 232,888	9/1974	McCommon .....	D6/450
D. 300,793	4/1989	Sims .....	D6/470 X

[76] Inventor: **Jack Hou**, P.O. Box 78-5, Taipei, Taiwan

[\*\*] Term: **14 Years**

*Primary Examiner*—Ruth McInroy  
*Assistant Examiner*—Monica A. Hannon  
*Attorney, Agent, or Firm*—Bacon & Thomas

[21] Appl. No.: **3,736**

[22] Filed: **Jan. 19, 1993**

[57] **CLAIM**

### Related U.S. Application Data

The ornamental design for a display case, as shown and described.

[62] Division of Ser. No. 479,575, Feb. 2, 1990, Pat. No. Des. 334,853.

### DESCRIPTION

[52] **U.S. Cl.** ..... **D6/450**; D6/449; D6/474

FIG. 1 is a perspective view of a display case showing my new design;

[58] **Field of Search** ..... D6/396, 397, 405,

FIG. 2 is a front view thereof;

D6/408, 432, 433, 434, 435, 436, 437, 438, 444, 449, 450, 470, 471, 472, 473, 474, 477, 478, 479; 211/71, 88

FIG. 3 is a rear elevational view thereof; and,

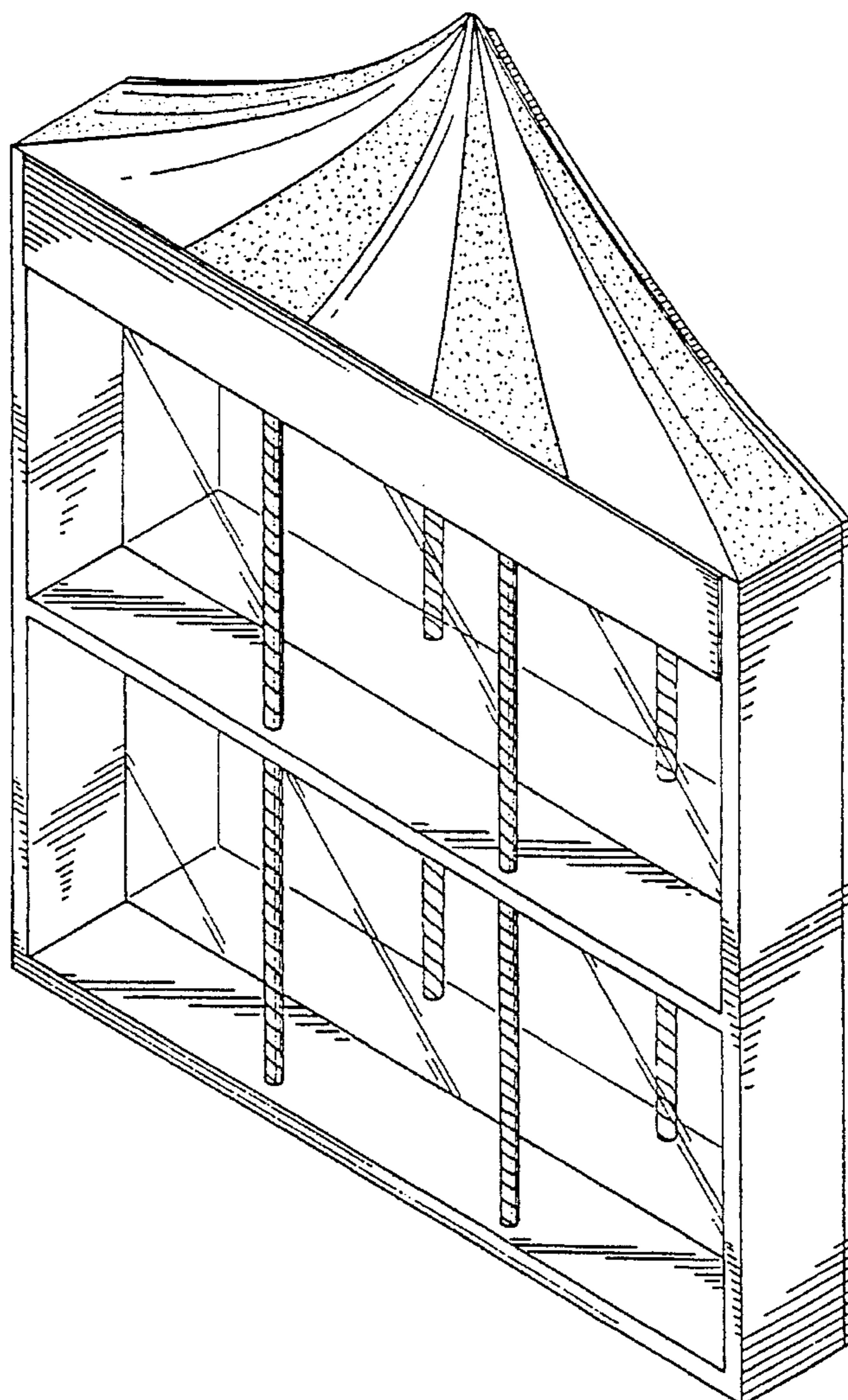
[56] **References Cited**

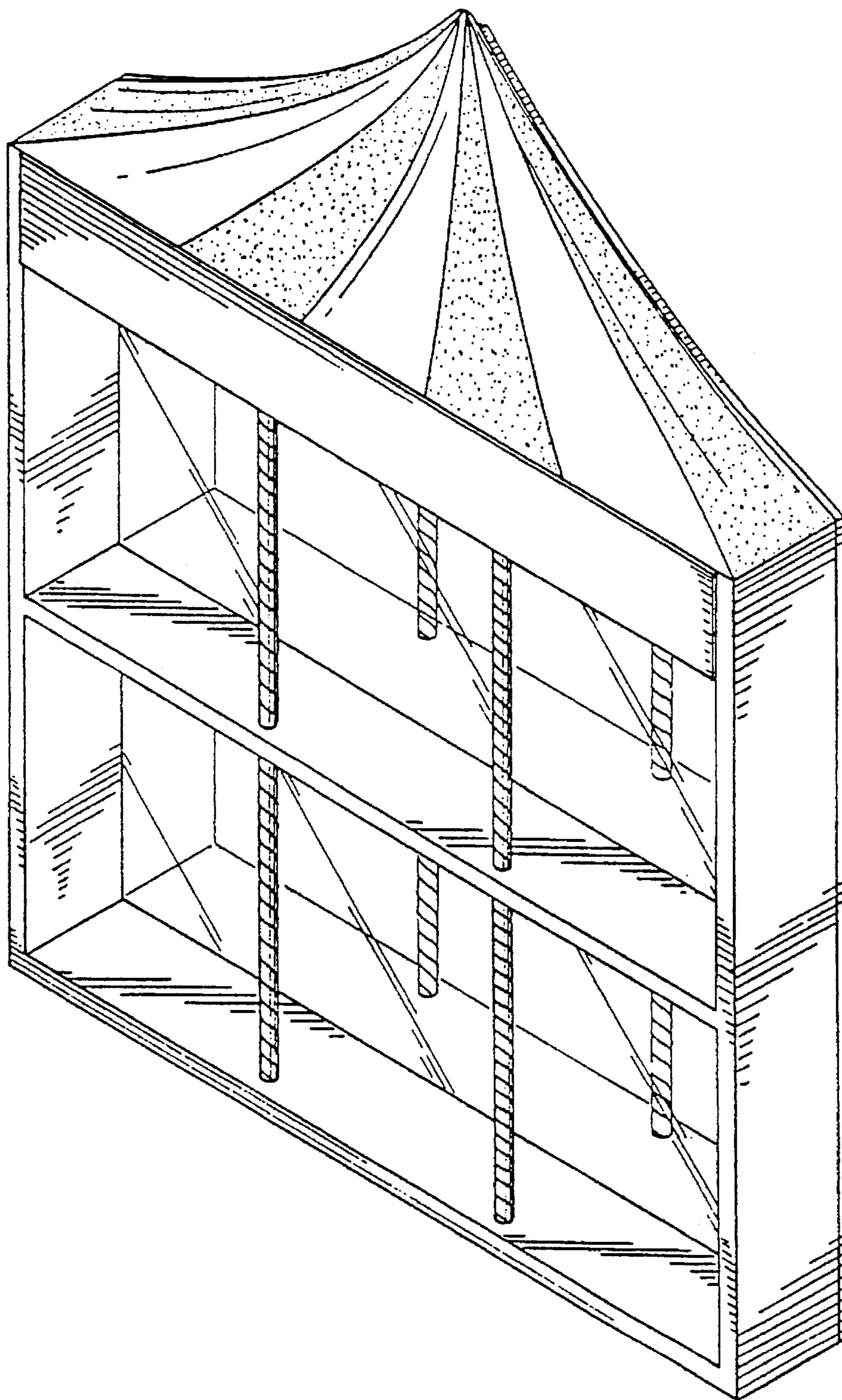
FIG. 4 is a right side elevational view thereof, the left side elevational view being an identical mirror image.

### U.S. PATENT DOCUMENTS

D. 205,976 10/1966 Emhoff ..... D6/474

**1 Claim, 3 Drawing Sheets**





*FIG. 1*

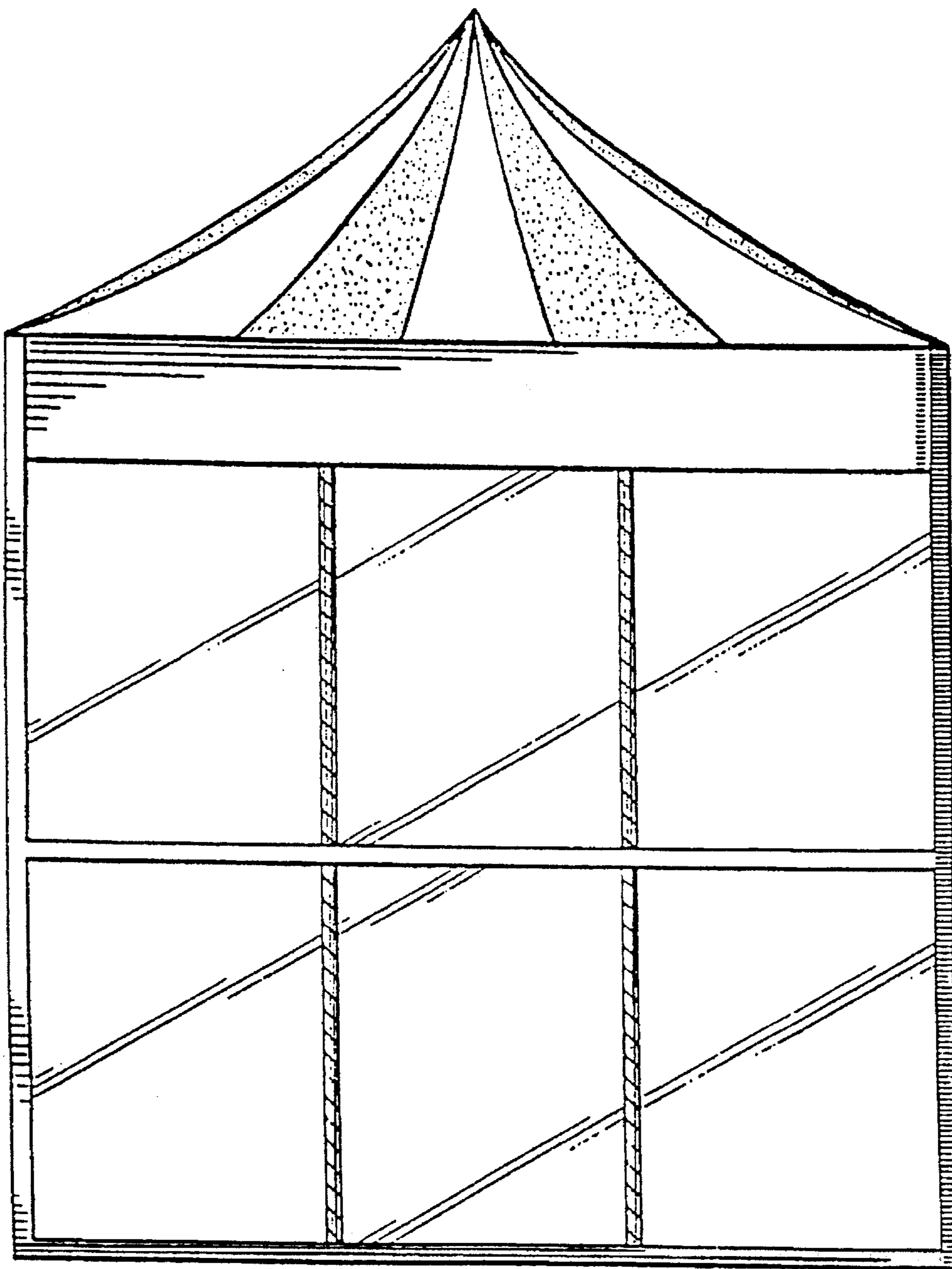


FIG. 2



FIG. 4




FIG. 3

