



US00D364501S

**United States Patent** [19]  
**Gough**

[11] **Patent Number: Des. 364,501**

[45] **Date of Patent: \*\*Nov. 28, 1995**

[54] **SYRINGE TRAVELING CASE**

3,677,247 7/1972 Brown ..... 206/365 X  
4,892,525 1/1990 Hermann, Jr. et al. .... 206/365 X

[76] Inventor: **Merrie B. Gough**, 916 Skylar Ct.,  
Wake Forest, N.C. 27587

*Primary Examiner*—Lou Zarfaz  
*Assistant Examiner*—I. Simmons

[\*\*] Term: **14 Years**

[57] **CLAIM**

[21] Appl. No.: **10,554**

The ornamental design for a syringe traveling case, as shown and described.

[22] Filed: **Jul. 12, 1993**

[52] U.S. Cl. .... **D3/203; D24/130**

**DESCRIPTION**

[58] **Field of Search** ..... D24/130, 112,  
D24/121; D3/203; 604/263, 192; 206/363,  
364, 365, 438, 366, 367

FIG. 1 is a front elevational view of the a syringe traveling case showing my new design;  
FIG. 2 is a rear elevational view thereof;  
FIG. 3 is a left side elevational view thereof;  
FIG. 4 is a right side elevational view thereof;  
FIG. 5 is a top plan view thereof;  
FIG. 6 is a bottom plan view thereof; and,  
FIG. 7 is a perspective view thereof.

[56] **References Cited**

**U.S. PATENT DOCUMENTS**

D. 208,079	7/1967	Panicci .....	D24/130	X
D. 334,058	3/1993	Noble .....	D24/116	
2,558,742	7/1951	Ericsson et al. ....	206/365	X
2,953,170	9/1960	Bush .....	D24/116	X

**1 Claim, 4 Drawing Sheets**

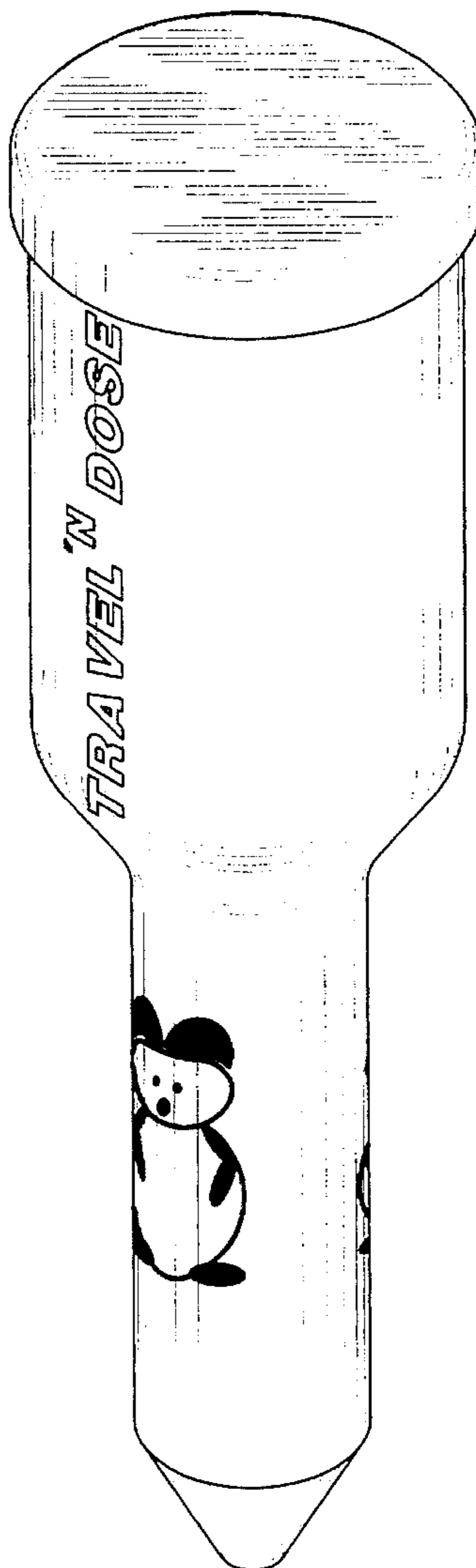


FIG. 1

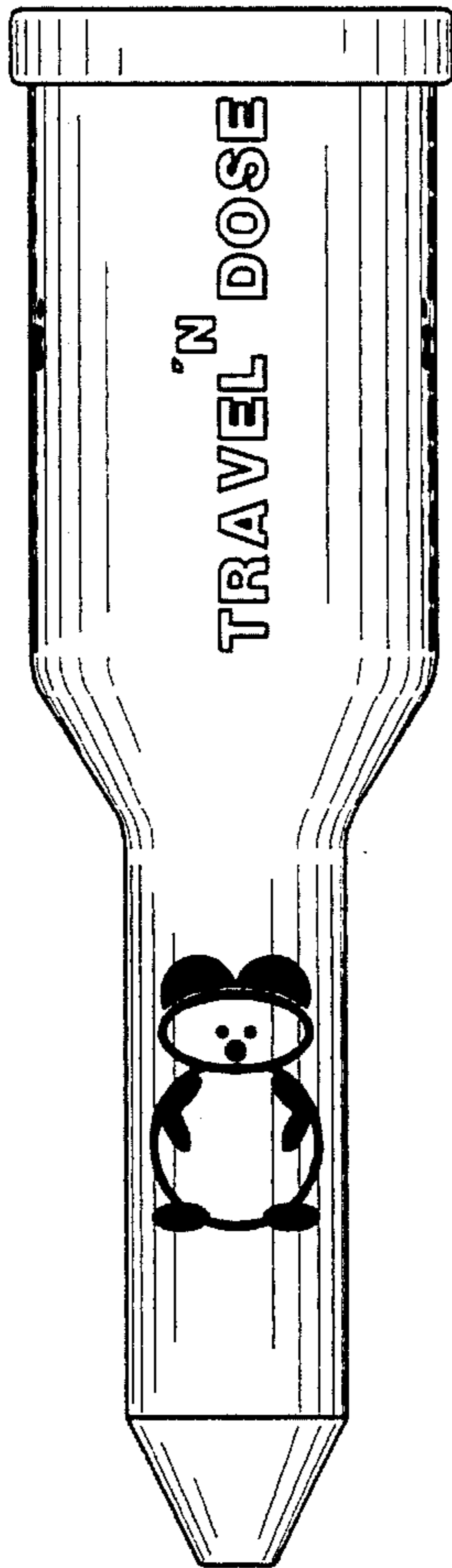
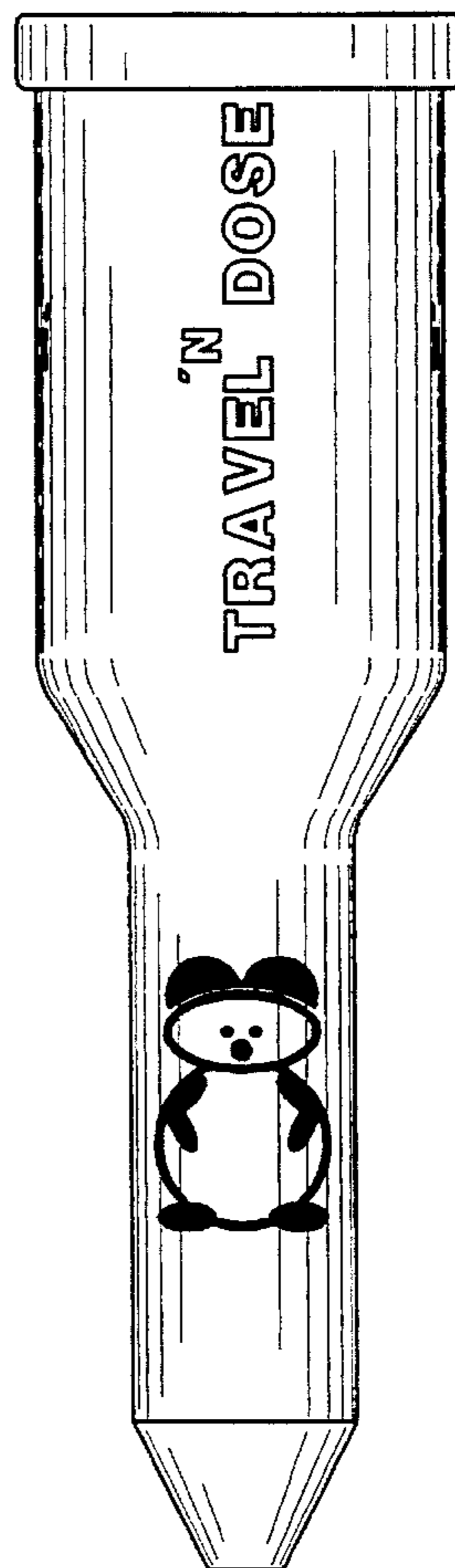
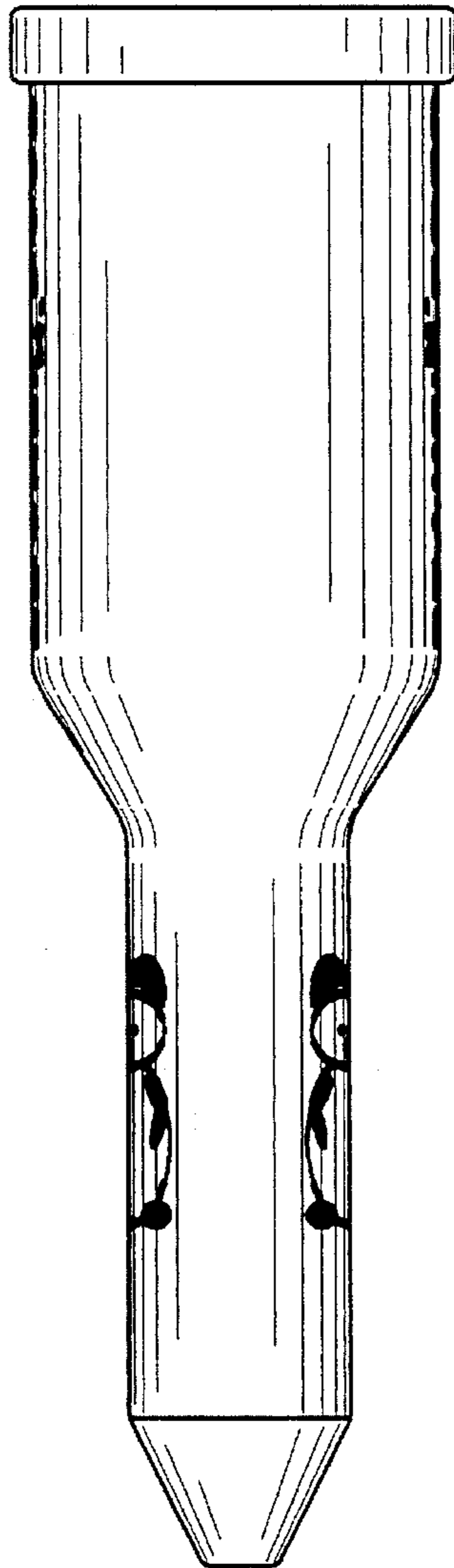


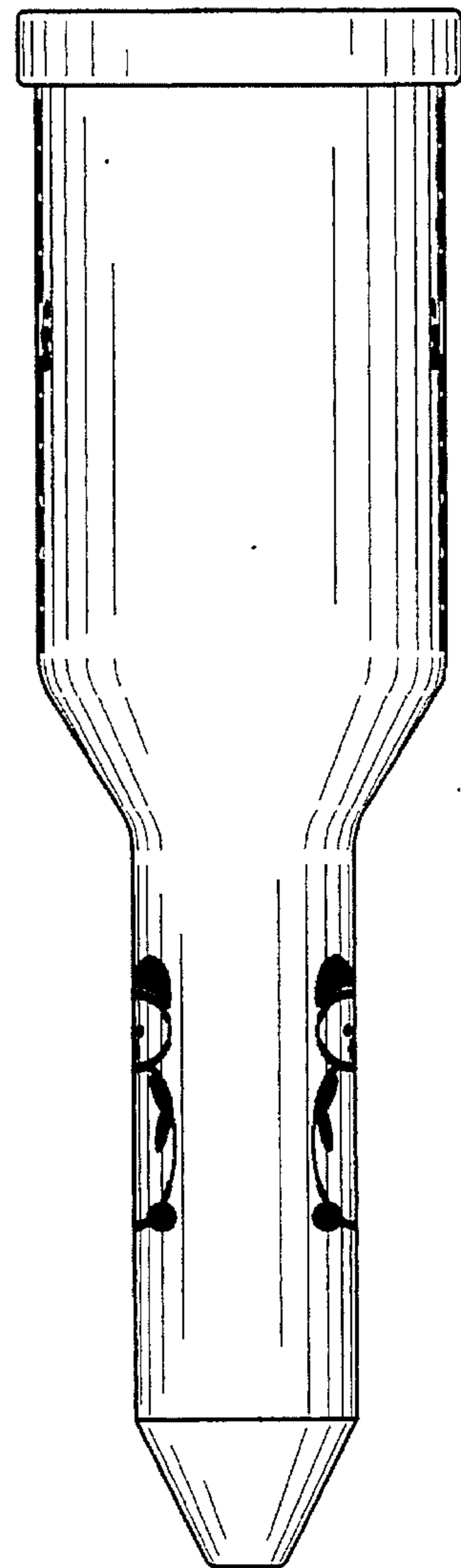
FIG. 2




*FIG. 3*



*FIG. 4*



*FIG. 5*



*FIG. 6*

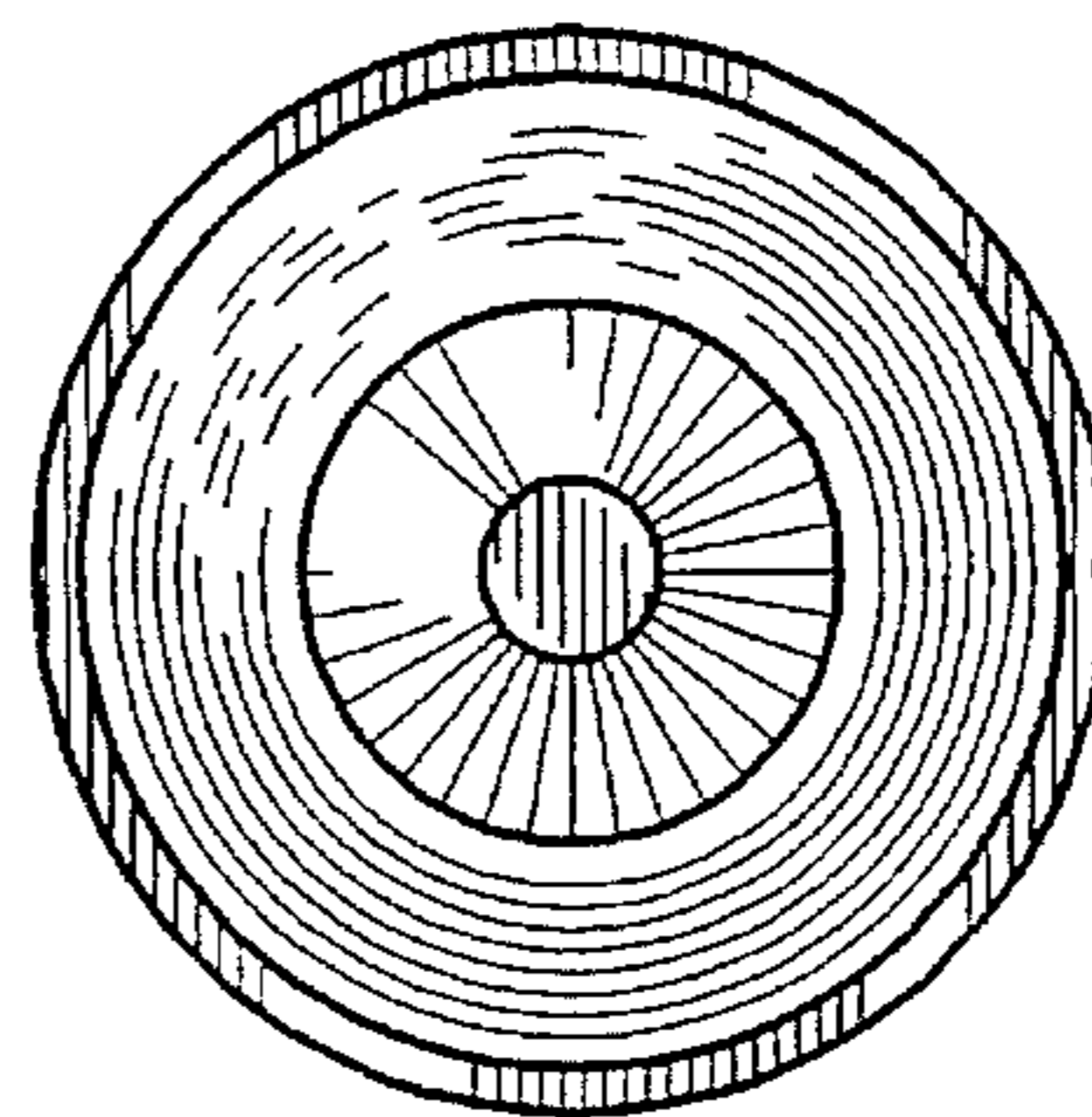


FIG. 7

