



US00D364475S

# United States Patent [19]

Burbury et al.

[11] Patent Number: **Des. 364,475**

[45] Date of Patent: **\*\*Nov. 21, 1995**

[54] DECORATOR WALL PANEL

[75] Inventors: **Robert L. Burbury**, Elgin, Ill.; **Phillip P. Nuccio**, Benton Harbor, Mich.

[73] Assignee: **Optima Imaging, Inc.**, Wheeling, Ill.

[\*\*] Term: **14 Years**

[21] Appl. No.: **851,354**

[22] Filed: **Mar. 13, 1992**

[52] U.S. Cl. .... **D25/138**

[58] Field of Search ..... **D25/138, 158;**  
**52/223.6, 578, 802; D24/158**

### [56] References Cited

#### U.S. PATENT DOCUMENTS

- D. 314,242 1/1991 Mikolaitis ..... D25/138
- D. 341,217 11/1993 Wolf ..... D25/138
- D. 342,326 12/1993 Hansson ..... D25/138

#### OTHER PUBLICATIONS

Two page photocopy of brochure from North Pacific X Ray Co. in Seattle, Wash. showing Adtek Models FR60 and FR78 Radiographic Tables, No Date.

*Primary Examiner*—Stella Reid

*Attorney, Agent, or Firm*—Leydig, Voit & Mayer, Ltd.

### [57] CLAIM

The ornamental design for a decorator wall panel, as shown and described.

### DESCRIPTION

FIG. 1 is a perspective view of an array of decorator wall panels, showing our new design, with the room shown in broken lines for illustrative purposes only and forming no part of the claimed design;

FIG. 2 is a front elevational view thereof;

FIG. 3 is a rear elevational view thereof;

FIG. 4 is a top plan view thereof;

FIG. 5 is a bottom plan view thereof; and,

FIG. 6 is a side elevational view thereof, the opposite side elevational view being identical thereto.

1 Claim, 2 Drawing Sheets






FIG. 1






FIG. 2



FIG. 6

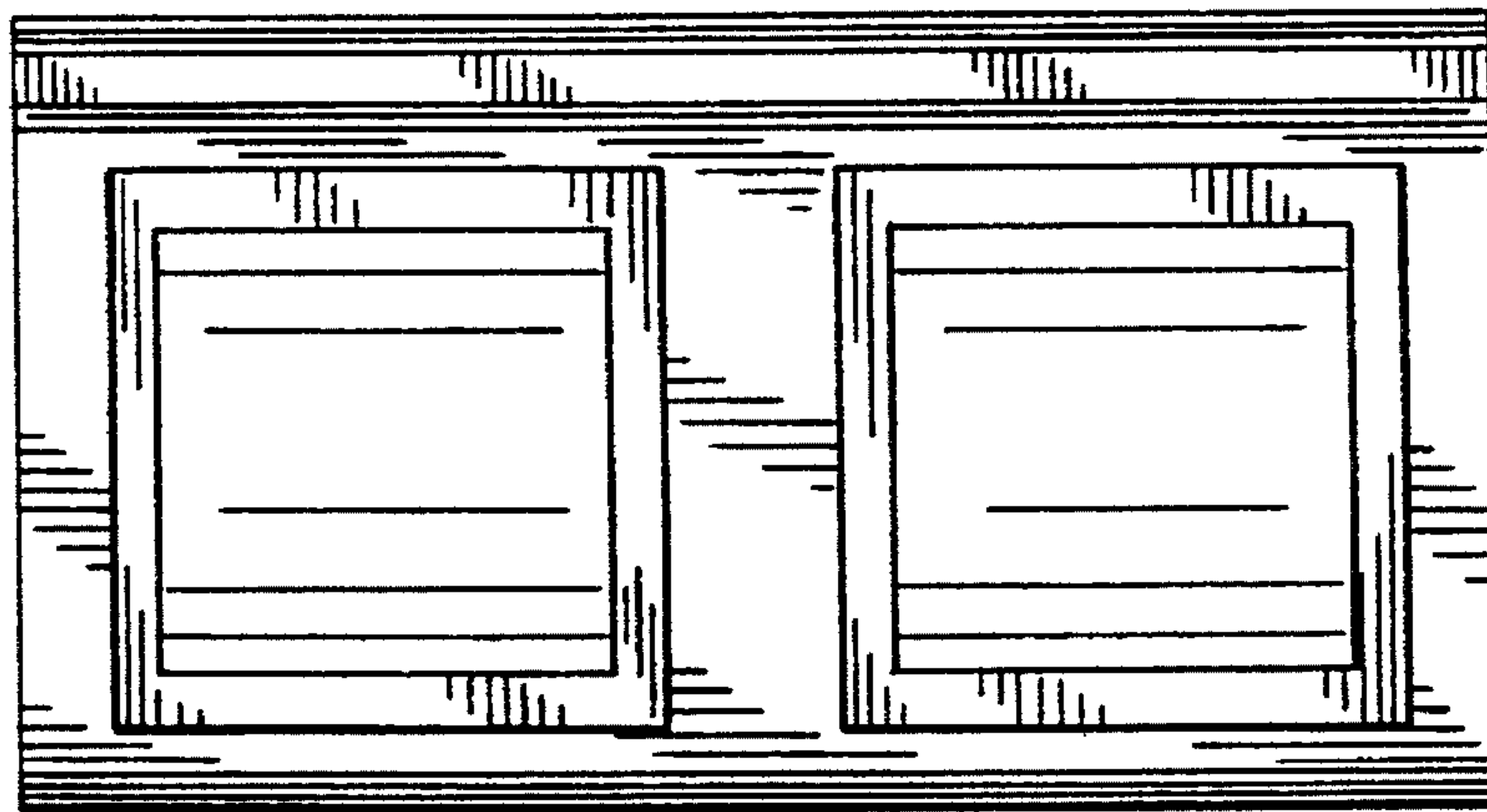


FIG. 3



FIG. 4



FIG. 5