



US00D364447S

# United States Patent [19]

Wang

[11] Patent Number: **Des. 364,447**

[45] Date of Patent: **\*\*Nov. 21, 1995**

[54] **SPRAYER HANDLE**

D. 351,015 9/1994 Caceres et al. .... D23/213  
2,289,889 7/1942 Stick et al. .... 239/530

[75] Inventor: **King-Yuan Wang**, Changhua Hsien, Taiwan

*Primary Examiner*—A. Hugo Word  
*Assistant Examiner*—Robin V. Taylor  
*Attorney, Agent, or Firm*—Browdy and Neimark

[73] Assignee: **Yuan Mei Corp.**, Changhua Hsien, Taiwan

[57] **CLAIM**

[\*\*] Term: **14 Years**

The ornamental design for a sprayer handle, as shown and described.

[21] Appl. No.: **31,258**

**DESCRIPTION**

[22] Filed: **Nov. 22, 1994**

[52] U.S. Cl. .... **D23/223**

[58] Field of Search ..... D23/213, 223-229;  
239/390-391, 394, 380-383, 525-528,  
530-532, 414-415, 456-460

FIG. 1 is a perspective view of a sprayer handle showing my new design;

FIG. 2 is a front view thereof;

FIG. 3 is a back view thereof;

FIG. 4 is a left side elevational view thereof, the right side being identical;

FIG. 5 is a top view thereof; and,

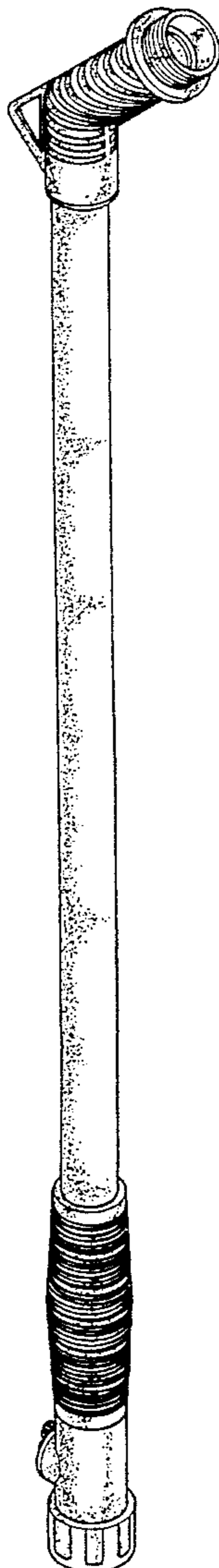
FIG. 6 is a bottom view thereof.

[56] **References Cited**

**U.S. PATENT DOCUMENTS**

D. 317,968 7/1991 Tsai ..... D23/226  
D. 327,943 7/1992 Tsai ..... D23/213

**1 Claim, 3 Drawing Sheets**



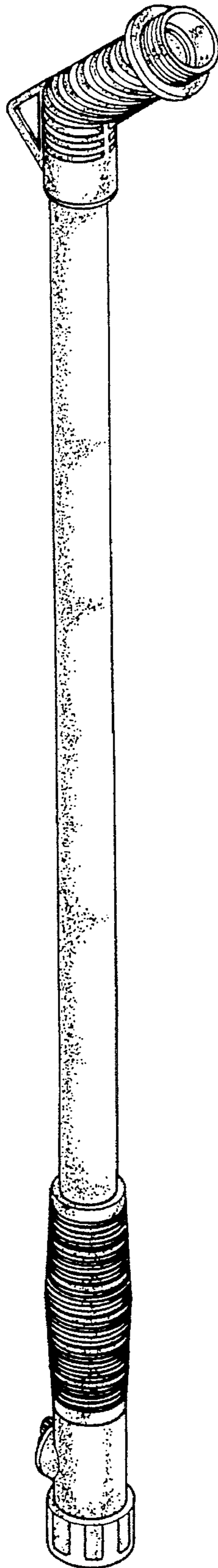


FIG. 1



FIG. 2



FIG. 3

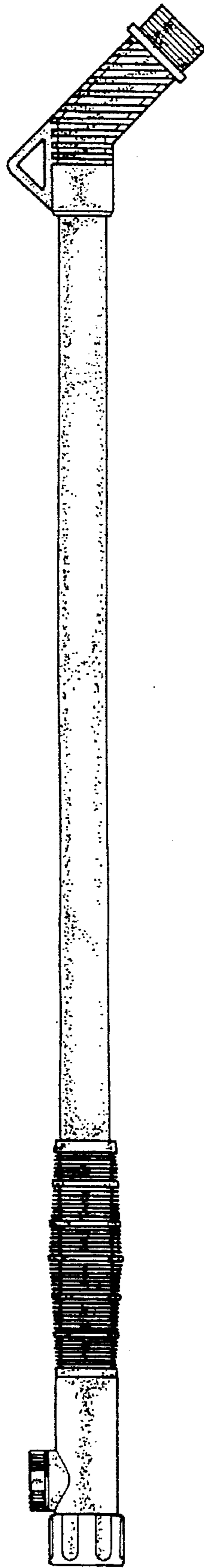


FIG. 4

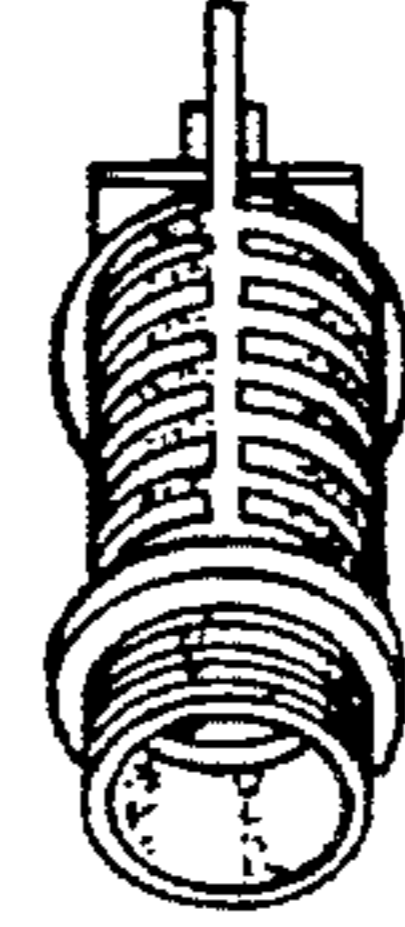


FIG. 5

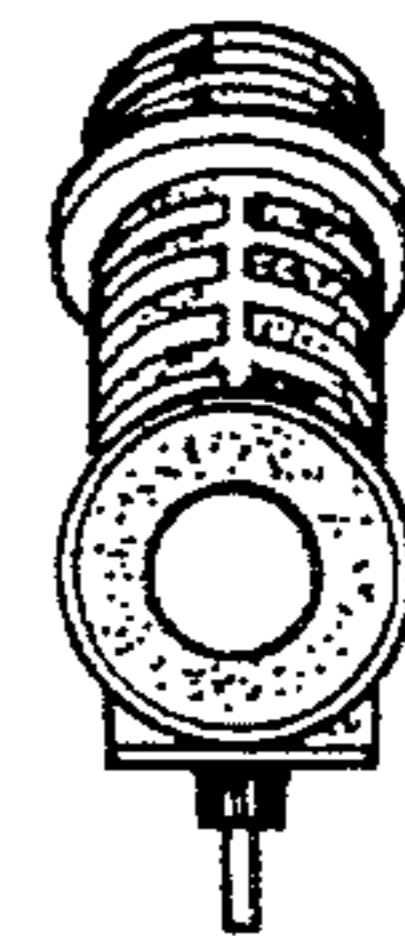


FIG. 6