



US00D364442S

# United States Patent [19]

[11] **Patent Number: Des. 364,442**

**Martel**

[45] **Date of Patent: \*\*Nov. 21, 1995**

[54] **GAS TUBE FOR SEMI-AUTOMATIC FIREARM**

[75] Inventor: **Phillip C. Martel**, 43551 Applewood, Canton, Mich. 48188

[73] Assignee: **Phillip C. Martel**, Canton, Mich.

[\*\*] Term: **14 Years**

[21] Appl. No.: **33,837**

[22] Filed: **Jan. 20, 1995**

[52] **U.S. Cl.** ..... **D22/108**

[58] **Field of Search** ..... D22/100, 103, D22/104, 108; 89/184, 185, 14.3, 179, 187.01, 191.01

[56] **References Cited**

**U.S. PATENT DOCUMENTS**

785,974	3/1905	McClean	89/14.3	X
858,745	7/1907	McClean	89/185	X
1,402,459	1/1922	Swebilius	89/184	
2,582,989	1/1952	Harvey	89/191.01	X
2,976,770	3/1961	Fletcher	89/185	X

**OTHER PUBLICATIONS**

Fuller & LaMont, "Sumonov SKS-45 Type Carbines," 1988, Pantera Group, Burbank, Calif. pp. 11-13, 17-19. *Ohio Art Co., 1966 Fall and Winter*, p. 15, "#719 Tigermatic Pistol", center of page.

*Primary Examiner*—Lou Zarfaz  
*Assistant Examiner*—Monica A. Hannon  
*Attorney, Agent, or Firm*—Young, MacFarlane & Wood

[57] **CLAIM**

The ornamental design for a gas tube for semi-automatic firearm, as shown and described.

**DESCRIPTION**

FIG. 1 is a bottom view of a gas tube for semi-automatic firearm, showing my new design;  
FIG. 2 is a side view thereof;  
FIG. 3 is a top view thereof;  
FIG. 4 is a rear end view thereof; and,  
FIG. 5 is a front end view thereof.

**1 Claim, 1 Drawing Sheet**



FIG-1

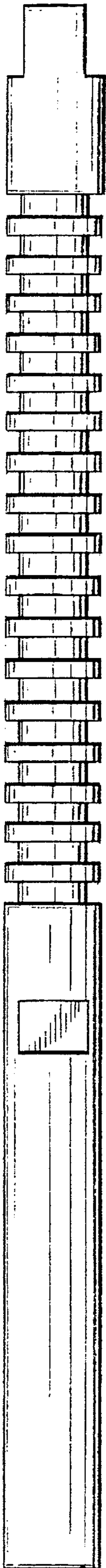


FIG-2

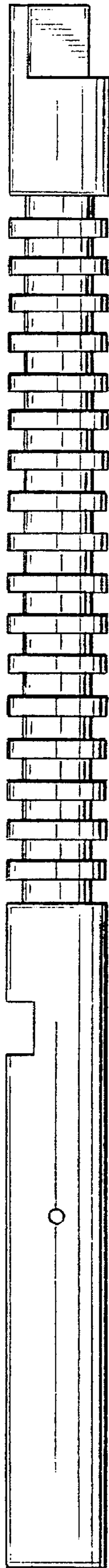


FIG-3

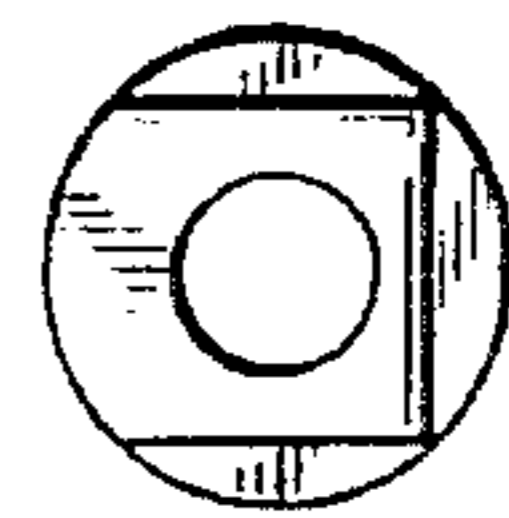
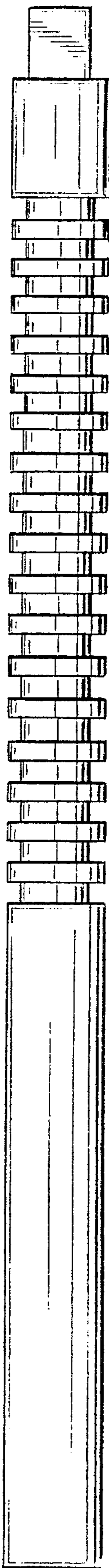


FIG-4

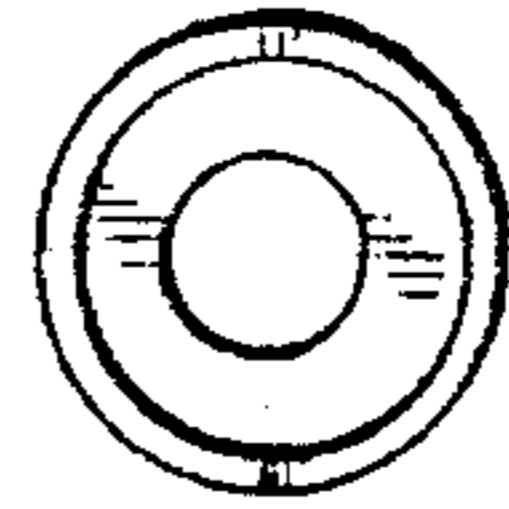


FIG-5