



US00D364432S

# United States Patent [19] Cudlip

[11] Patent Number: **Des. 364,432**

[45] Date of Patent: **\*\*Nov. 21, 1995**

[54] **RACQUETBALL RACQUET**

FOREIGN PATENT DOCUMENTS

[76] Inventor: **John B. Cudlip**, 3651 Haven Ave.,  
Menlo Park, Calif. 95025

3404831A1 8/1985 Germany .

[\*\*] Term: **14 Years**

*Primary Examiner*—Prabhakar G. Deshmukh  
*Assistant Examiner*—Mitchell I. Siegel  
*Attorney, Agent, or Firm*—Flehr, Hohbach, Test, Albritton &  
Herbert

[21] Appl. No.: **26,252**

[57] **CLAIM**

[22] Filed: **Jul. 22, 1994**

[52] U.S. Cl. .... **D21/212**

The ornamental design for a racquetball racquet, as shown  
and described.

[58] Field of Search ..... D21/212, 213;  
273/29 R, 67 R, 73 R, 73 C, 73 G, 73 J,  
75

**DESCRIPTION**

[56] **References Cited**

U.S. PATENT DOCUMENTS

D. 255,137	5/1980	Bowen	.....	D21/213
D. 291,222	8/1987	Kiraly	.....	D21/212
D. 295,307	4/1988	Cudlip	.	
4,721,305	1/1988	Cudlip	.	
4,861,030	8/1989	Burt	.....	273/73 J
5,183,260	2/1993	Kheir	.....	273/73 J

FIG. 1 is a front elevational view of a racquetball racquet showing my design, the rear elevational view being a mirror image;

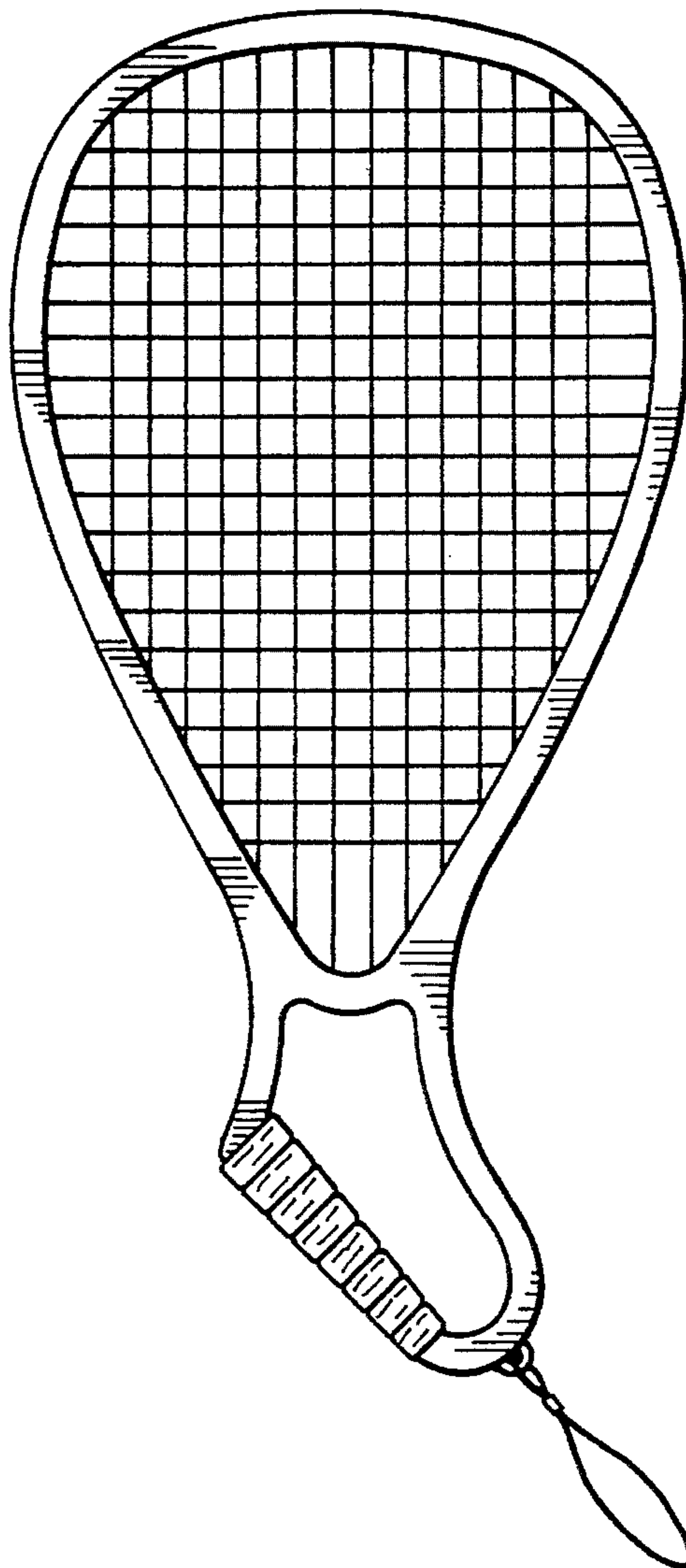
FIG. 2 is a left side elevational view thereof;


FIG. 3 is a right side elevational view thereof;

FIG. 4 is a top plan view thereof; and,

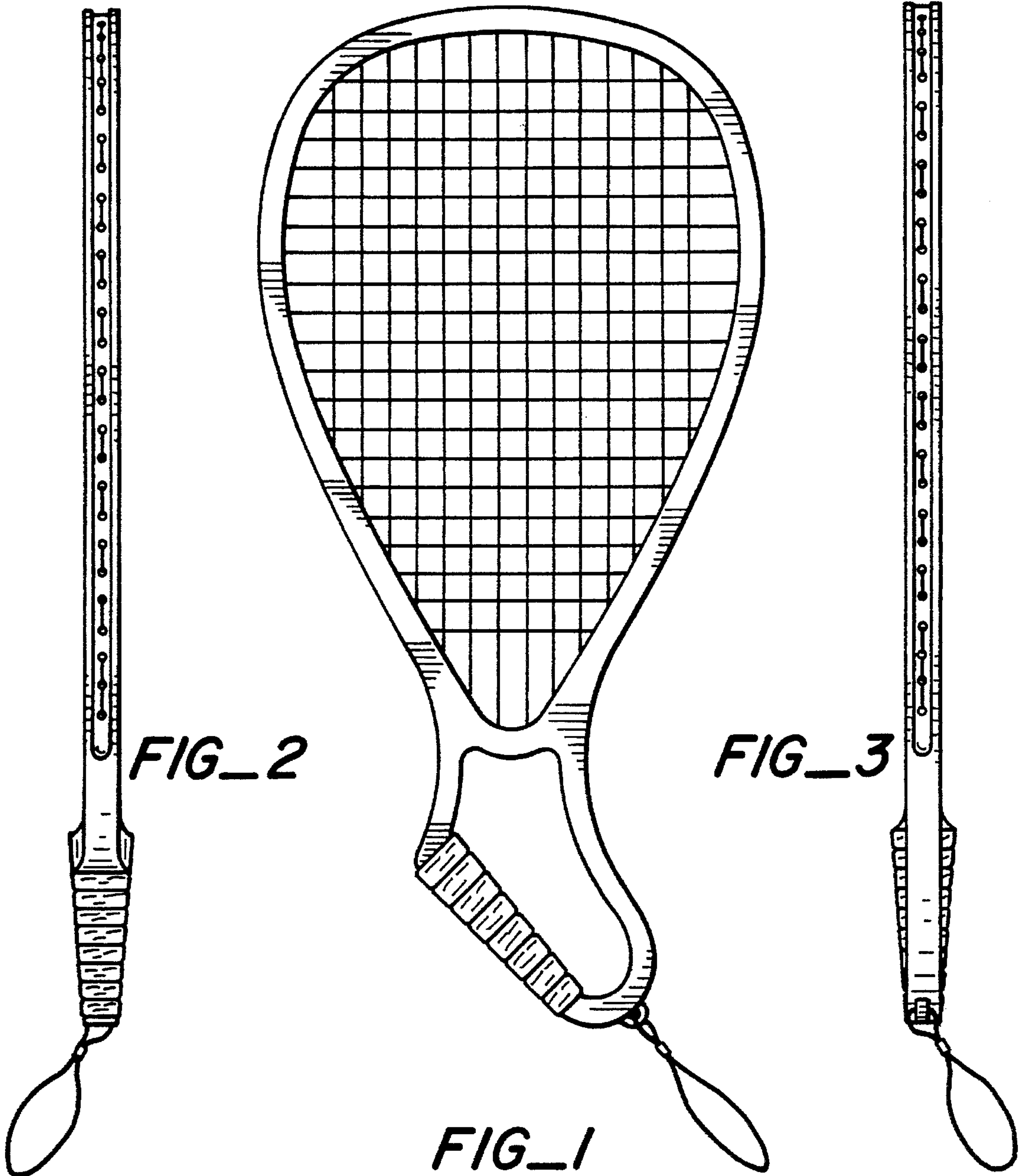
FIG. 5 is a bottom plan view thereof.

**1 Claim, 1 Drawing Sheet**





FIG\_4



FIG\_2

FIG\_3

FIG\_1



FIG\_5