



US00D364424S

United States Patent [19]
Shimizu

[11] **Patent Number: Des. 364,424**

[45] **Date of Patent: **Nov. 21, 1995**

+
[54] **WRITING INSTRUMENT**
[75] Inventor: **Kazuhisa Shimizu**, Tokyo, Japan
[73] Assignee: **Pentel Kabushiki Kaisha**, Japan
[**] Term: **14 Years**

D. 327,621 7/1992 Heller D19/51 X
D. 335,140 4/1993 Walker D19/46
D. 338,039 8/1993 Takahashi D19/47
D. 338,915 8/1993 Willat D19/55 X
D. 353,619 12/1994 Kneller D19/36
D. 355,673 2/1995 Takahashi D19/51
4,123,179 10/1978 Pacheco 401/6

[21] Appl. No.: **32,209**
[22] Filed: **Dec. 14, 1994**

Primary Examiner—Martie Thompson
Attorney, Agent, or Firm—Adams & Wilks

[30] **Foreign Application Priority Data**

[57] **CLAIM**

The ornamental design for a writing instrument, as shown and described.

Jun. 14, 1994 [JP] Japan 6-17471
[52] **U.S. Cl.** **D19/51; D19/55; D19/56**
[58] **Field of Search** D19/35, 36, 41-51,
D19/54-58, 81-85; 401/99, 100, 103, 104,
209; 24/11 R, 11 PP, 11 HC, 11 S

DESCRIPTION

FIG. 1 is a front elevational view of a writing instrument showing our new design;
FIG. 2 is a right side elevational view;
FIG. 3 is a rear elevational view;
FIG. 4 is a top plan view;
FIG. 5 is a bottom plan view;
FIG. 6 is a top, right front perspective view; and,
FIG. 7 is a front elevational view with the grip member shown in an alternate position.

[56] **References Cited**

U.S. PATENT DOCUMENTS

D. 89,339 2/1933 Hale D19/48
D. 93,133 8/1934 Robbins D19/51
D. 146,215 1/1947 Florman D19/51
D. 269,445 6/1983 Krüchel et al. D19/48

1 Claim, 2 Drawing Sheets

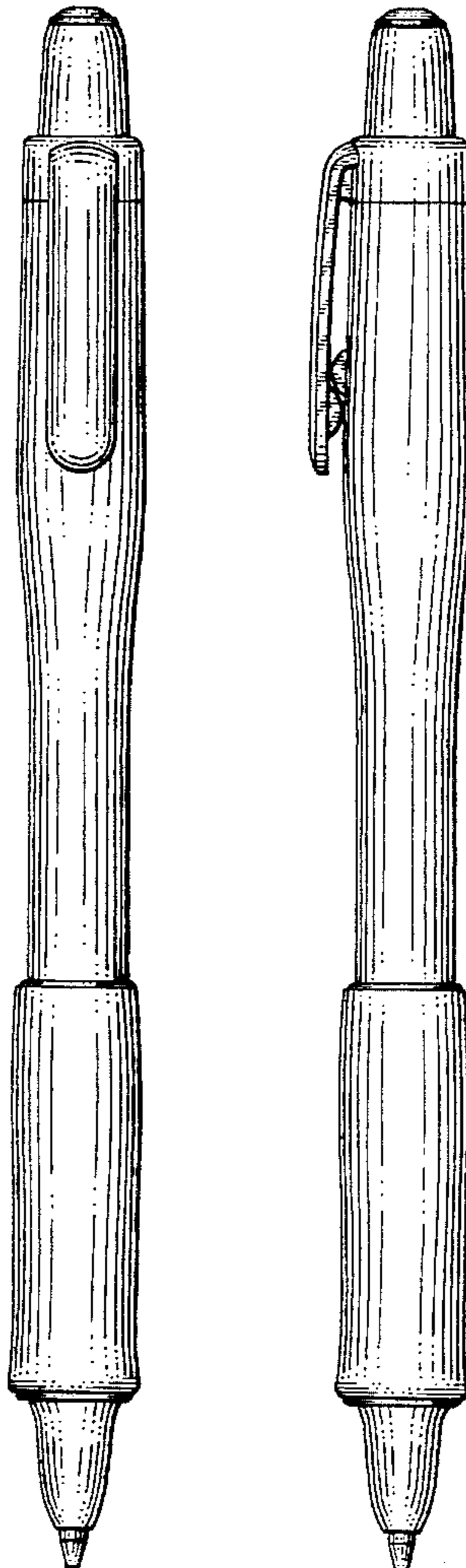


FIG. 1




FIG. 2




FIG. 3




FIG. 4

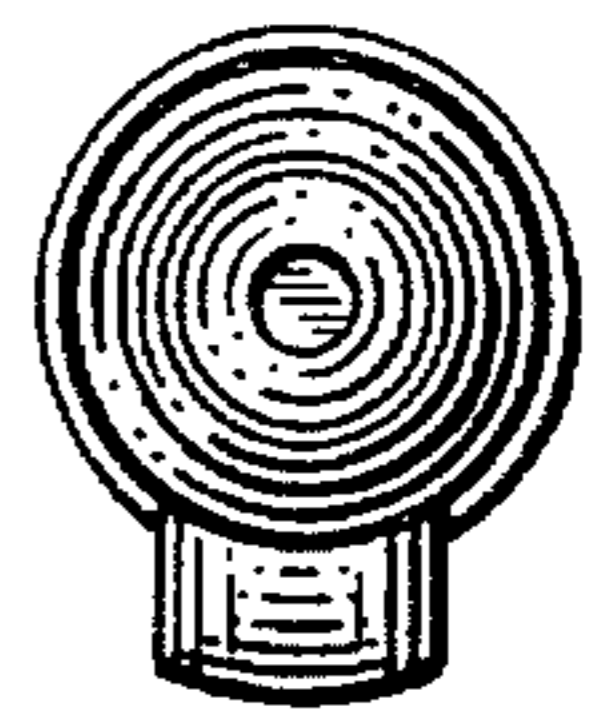


FIG. 5

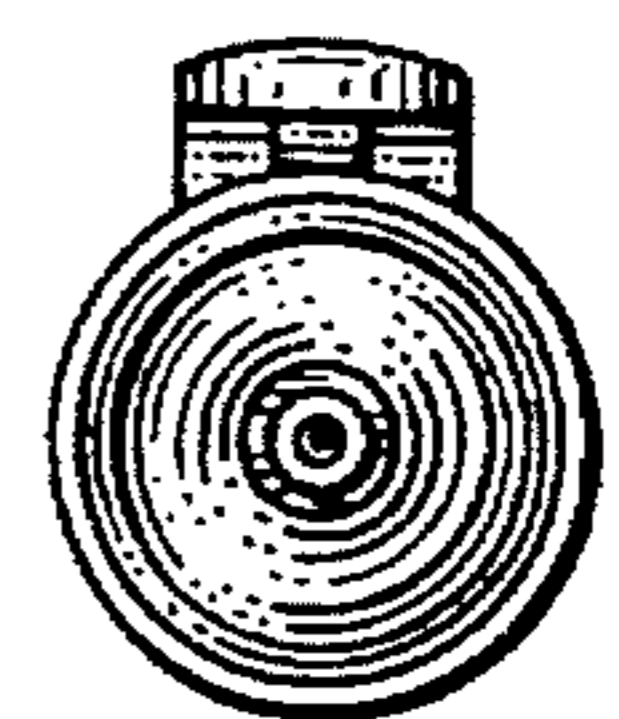


FIG. 6

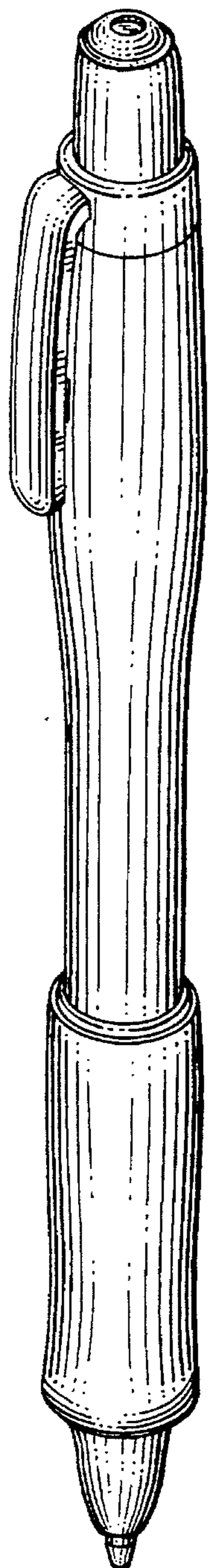


FIG. 7

