



US00D364422S

# United States Patent [19]

Diresta

[11] Patent Number: **Des. 364,422**

[45] Date of Patent: **\*\*Nov. 21, 1995**

[54] **PLURAL-NIBBED WRITING INSTRUMENT**

[75] Inventor: **James D. Diresta**, Woodmere, N.Y.

[73] Assignee: **Rapid Mounting & Finishing Co.**,  
Chicago, Ill.

[\*\*] Term: **14 Years**

[21] Appl. No.: **31,369**

[22] Filed: **Nov. 23, 1994**

[52] U.S. Cl. .... **D19/36**; D19/51; D19/43

[58] Field of Search ..... D19/35, 36, 41-51,  
D19/54-58, 81-85; D21/51; 401/52, 195,  
29-34, 196, 202

[56] **References Cited**

**U.S. PATENT DOCUMENTS**

- D. 300,640 4/1989 Coletta et al. .... D19/51
- D. 301,202 5/1989 Canet ..... D19/51 X
- D. 329,873 9/1992 Tu ..... D19/43 X
- D. 332,624 1/1993 Hollowood ..... D19/43

- D. 332,626 1/1993 Wada et al. .... D19/51
- D. 340,947 11/1993 Tu ..... D19/43
- D. 341,387 11/1993 Koneval ..... D19/51 X
- 4,600,327 7/1986 Guzman ..... 401/34

*Primary Examiner*—Martie Thompson  
*Attorney, Agent, or Firm*—William Brinks Hofer Gilson & Lione

[57] **CLAIM**

The ornamental design for a plural-nibbed writing instrument, as shown and described.

**DESCRIPTION**

FIG. 1 is a perspective view of a plural-nibbed writing instrument according to the invention;  
FIG. 2 is a top elevational view thereof, the bottom being identical thereto;  
FIG. 3 is a side elevational view thereof, the other side being identical thereto; and,  
FIG. 4 is an end view thereof, the other end being identical thereto.

**1 Claim, 1 Drawing Sheet**




FIG. 1

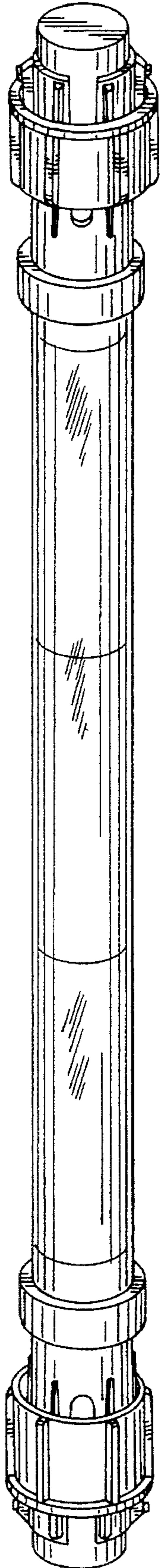


FIG. 2

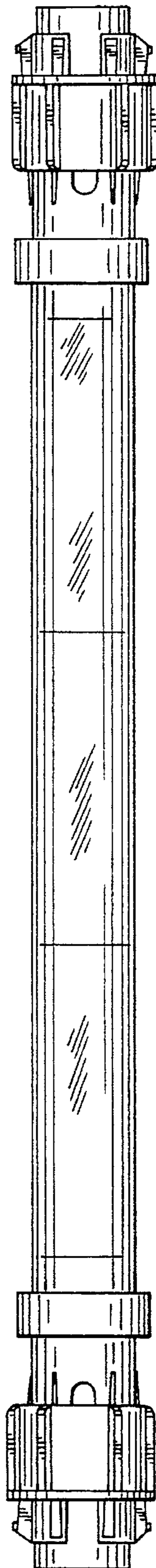


FIG. 3

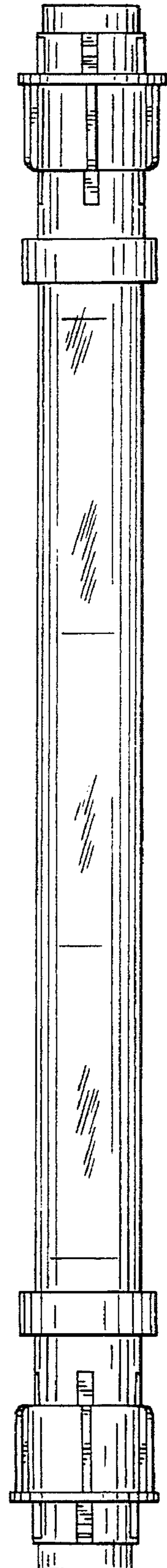


FIG. 4

