



US00D364420S

United States Patent [19]
Kawashima

[11] **Patent Number: Des. 364,420**
[45] **Date of Patent: **Nov. 21, 1995**

[54] **PRINTER FOR ELECTRONIC COMPUTER**
[75] Inventor: **Shosaku Kawashima**, Kawasaki, Japan
[73] Assignee: **Canon Kabushiki Kaisha**, Tokyo, Japan
[**] Term: **14 Years**
[21] Appl. No.: **20,555**
[22] Filed: **Mar. 28, 1994**

[30] **Foreign Application Priority Data**
Sep. 29, 1993 [JP] Japan 5-29392
[52] **U.S. Cl.** **D18/54**
[58] **Field of Search** D18/50, 54, 55;
400/88, 690-694, 690.1-690.4, 613, 613.1-613.4;
347/222, 245, 264, 170, 108

[56] **References Cited**
U.S. PATENT DOCUMENTS
D. 218,538 8/1970 Bixler et al. D18/54
D. 285,211 8/1986 Nibley et al. D18/55
D. 318,684 7/1991 Irie et al. D18/55
D. 321,002 10/1991 Tashiro et al. D18/54
D. 321,711 11/1991 Yoshihara et al. D18/54
D. 322,981 1/1992 Tokuda D18/54
D. 322,982 1/1992 Tashiro D18/54
D. 323,344 1/1992 Umino et al. D18/54
D. 323,850 2/1992 Matsuo et al. D18/54

D. 333,153 2/1993 Uchibori et al. D18/55
D. 337,608 7/1993 Miyamoto D18/55
D. 339,156 9/1993 Sato et al. D18/50
D. 339,157 9/1993 Miyamoto et al. D18/50
D. 339,158 9/1993 Sato D18/50
D. 339,372 9/1993 Kando D18/50
D. 340,470 10/1993 Tsutsui D18/55
D. 343,637 1/1994 Umino et al. D18/55
D. 344,754 3/1994 Parsey D18/55
D. 349,922 8/1994 Tashiro D18/50
3,375,781 4/1968 Grimm et al. D18/55
4,828,416 5/1989 Pensavecchia et al. 400/691

Primary Examiner—Cathy Anne MacCormac
Attorney, Agent, or Firm—Fitzpatrick, Cella, Harper & Scinto

[57] **CLAIM**
The ornamental design for a printer for electronic computer, as shown and described.

DESCRIPTION
FIG. 1 is a front elevational view of a printer for electronic computer showing my new design;
FIG. 2 is a rear elevational view thereof;
FIG. 3 is a top plan view thereof;
FIG. 4 is a bottom plan view thereof;
FIG. 5 is a left side elevational view thereof;
FIG. 6 is a right side elevational view thereof; and,
FIG. 7 is a perspective view thereof.

1 Claim, 3 Drawing Sheets

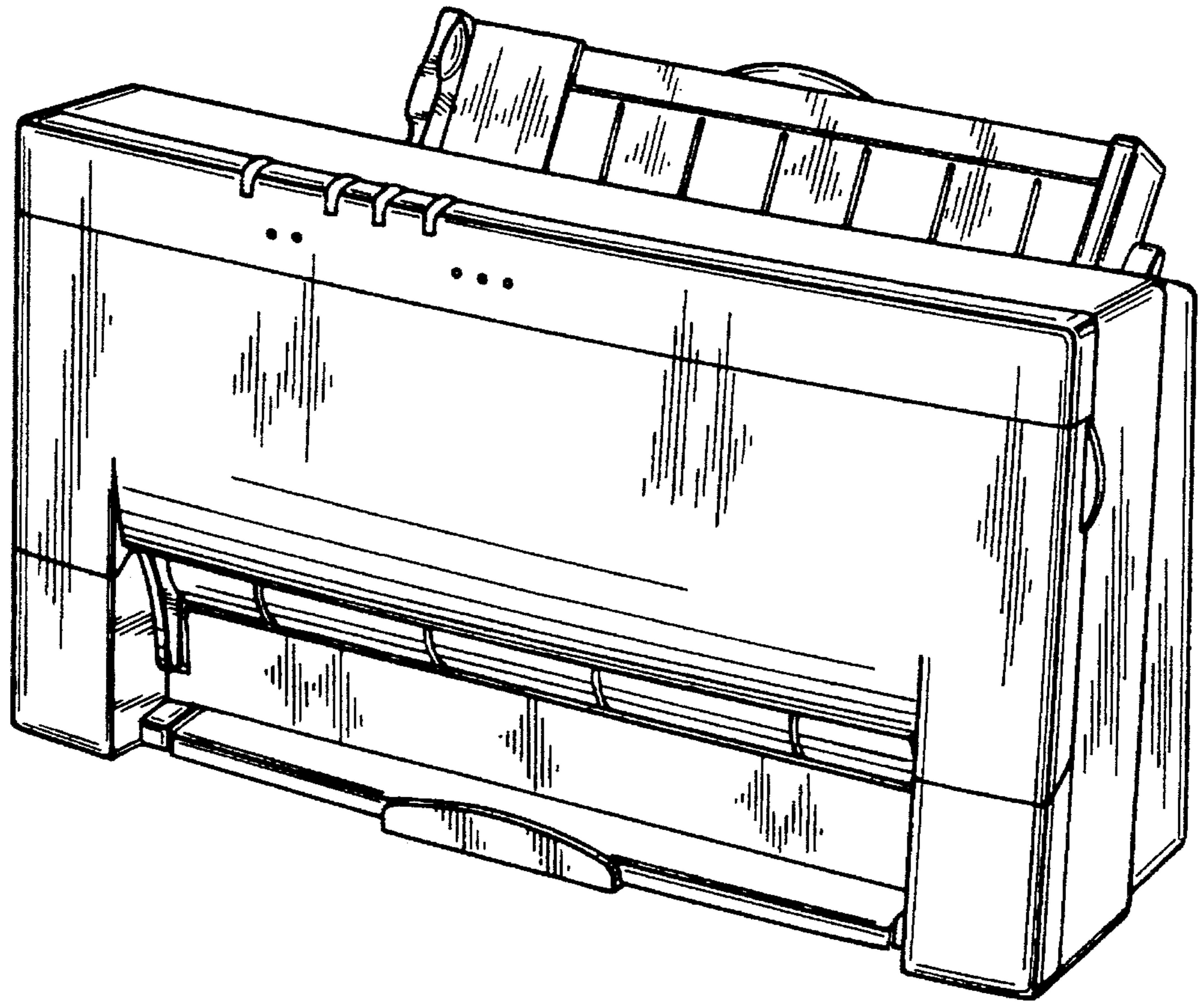


FIG. 1

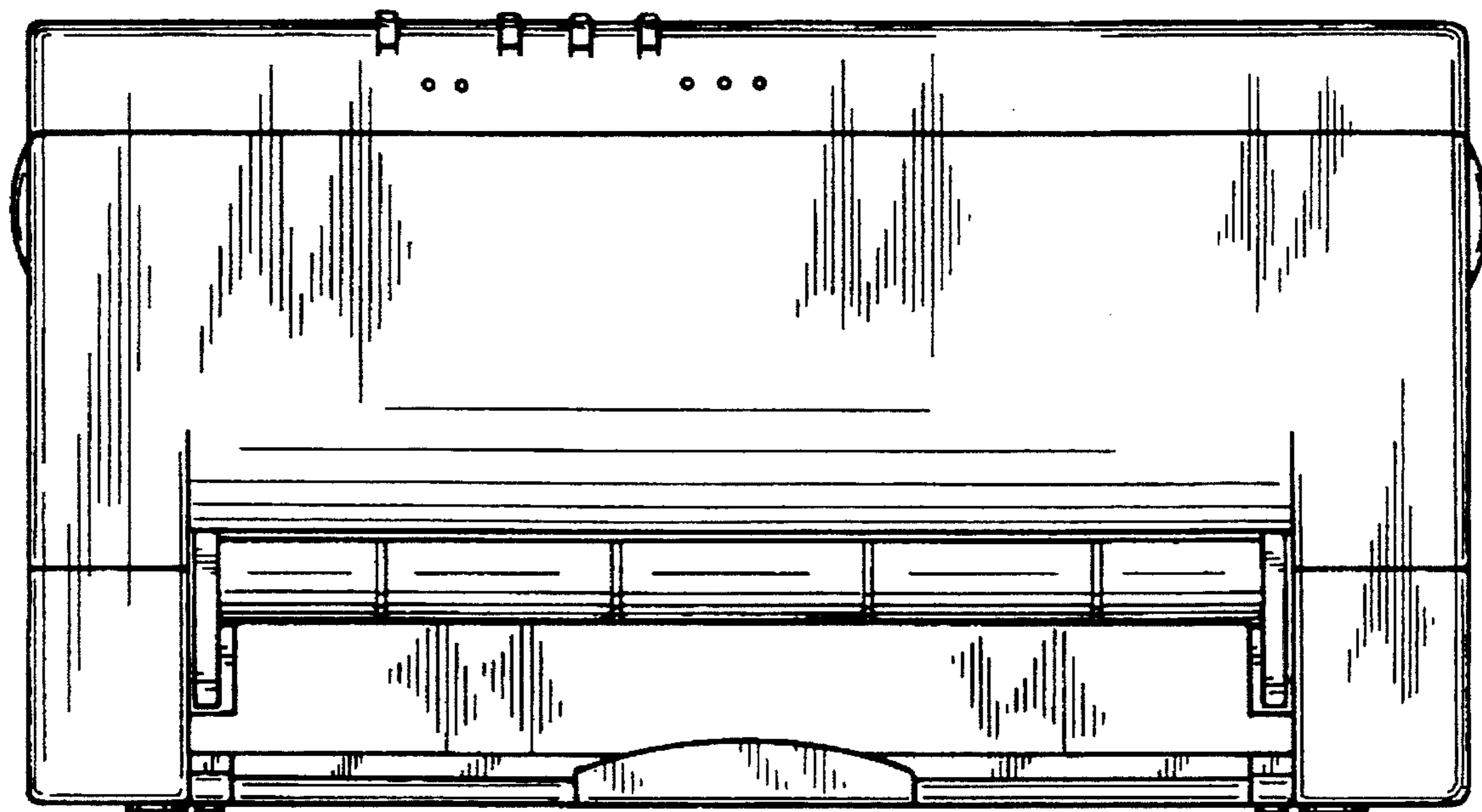


FIG. 2

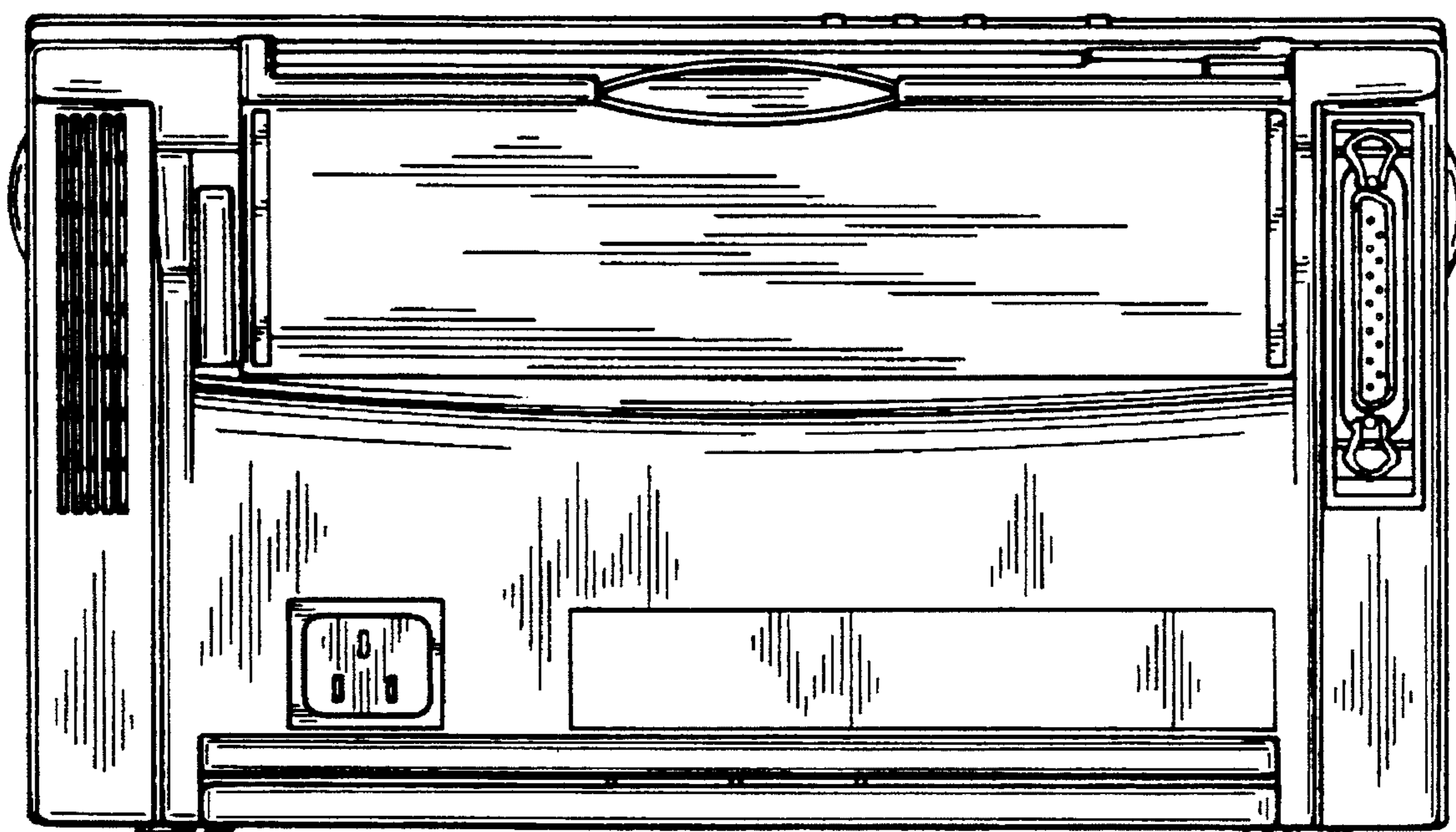


FIG. 3

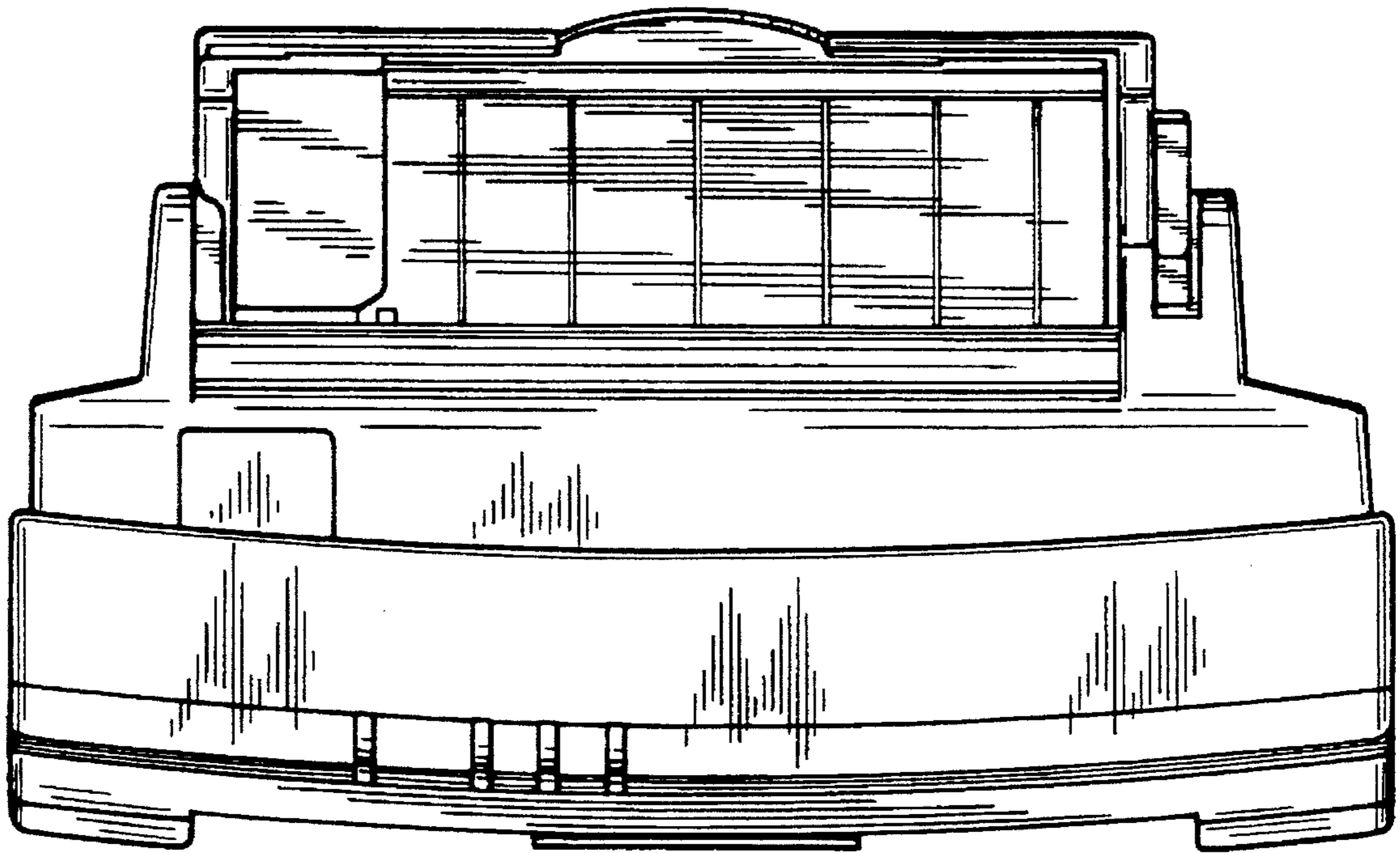


FIG. 4

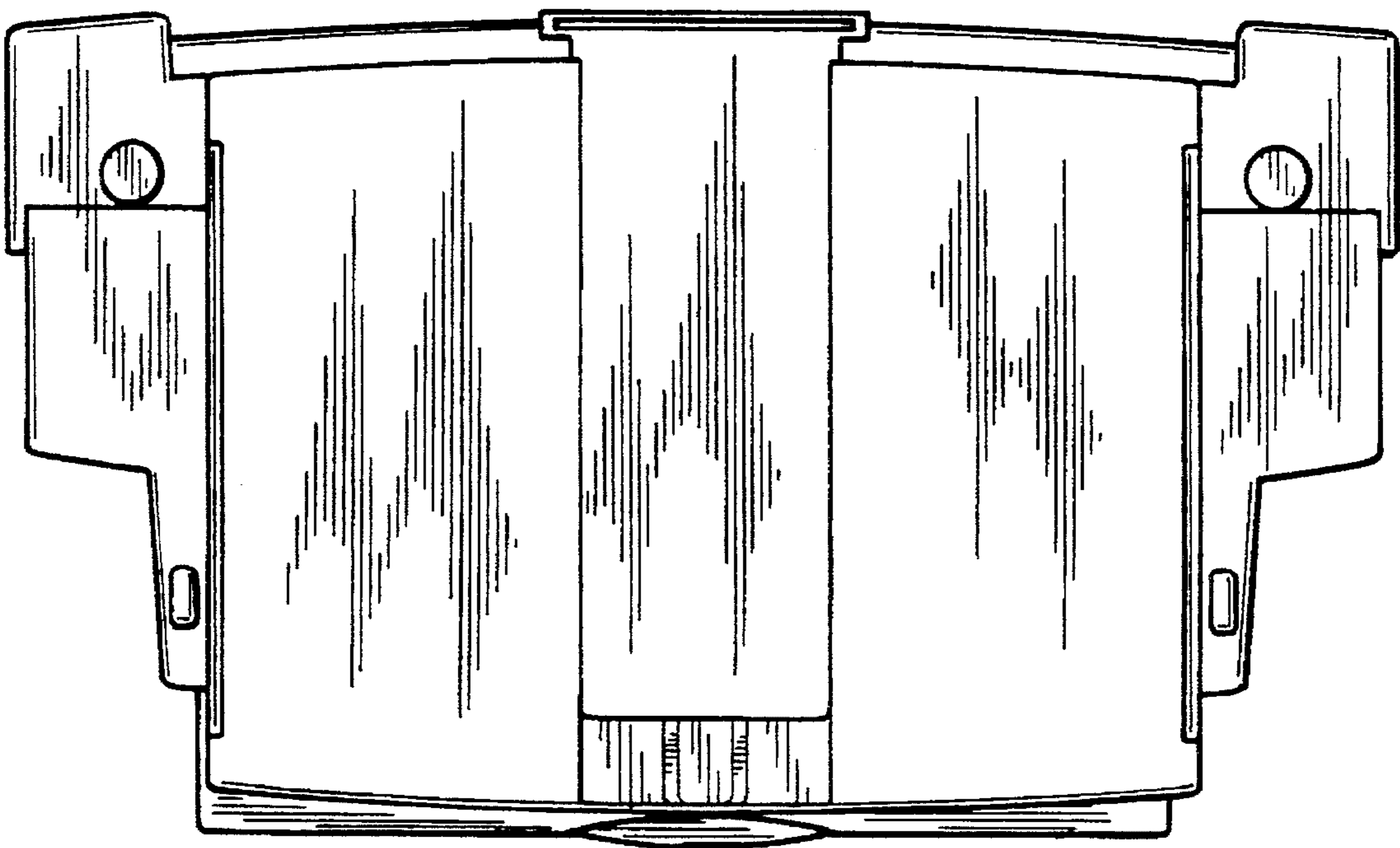


FIG. 5

FIG. 6

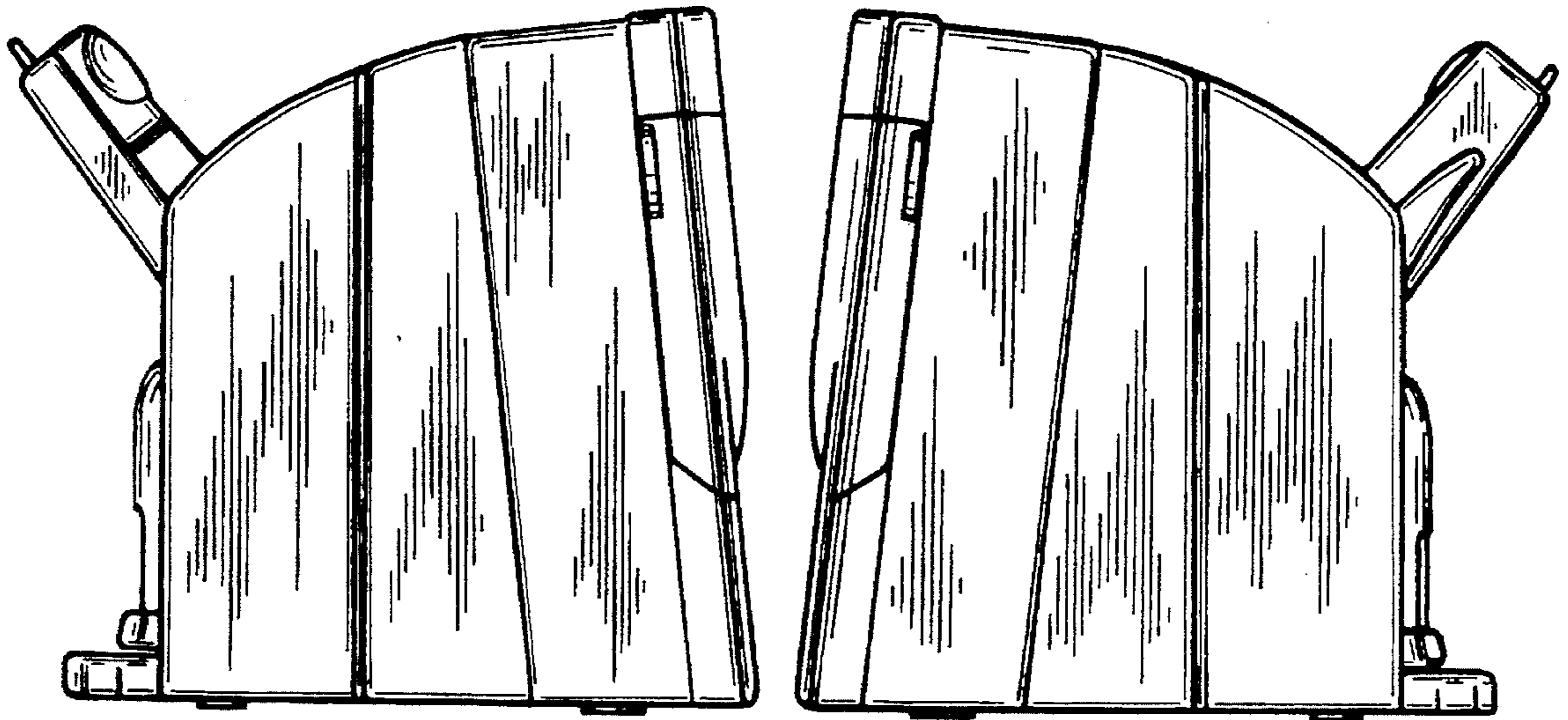


FIG. 7

