



US00D364394S

United States Patent [19] Backs

[11] **Patent Number: Des. 364,394**

[45] **Date of Patent: **Nov. 21, 1995**

[54] **MONITOR FOR COMPUTERS**
[75] Inventor: **Jochen Backs**, San Francisco, Calif.
[73] Assignee: **Samsung Electronics Co. Ltd.**,
Kung-Do, Rep. of Korea
[**] Term: **14 Years**

D. 328,066 7/1992 Couch D14/113
D. 330,017 10/1992 Falkner et al. D14/113
D. 332,784 1/1993 Wiseman et al. D14/113
D. 346,371 4/1994 Oh et al. D14/113
D. 355,413 2/1995 Masunari D14/113

Primary Examiner—Freda Nunn
Attorney, Agent, or Firm—Helfgott & Karas

[21] Appl. No.: **25,644**
[22] Filed: **Jul. 7, 1994**

[57] **CLAIM**

The ornamental design for a monitor for computers, as shown and described.

[30] **Foreign Application Priority Data**
Jan. 7, 1994 [KR] Rep. of Korea 1994-242
[52] **U.S. Cl.** **D14/113**
[58] **Field of Search** D14/100, 101,
D14/106, 113, 124-127, 129; 345/104,
133, 156, 168, 173, 87, 901-905; 358/249,
254, 255; 248/917-924

DESCRIPTION

FIG. 1 is a perspective view of the monitor for computers; FIG. 2 is a front view of the monitor for computers; FIG. 3 is a back side view of the monitor for computers; FIG. 4 is a top view of the monitor for computers; FIG. 5 is a bottom view of the monitor for computers; and, FIG. 6 is a left side view of the monitor for computers, the right side view being identical.

[56] **References Cited**
U.S. PATENT DOCUMENTS
D. 313,406 1/1991 Kao D14/113

1 Claim, 4 Drawing Sheets

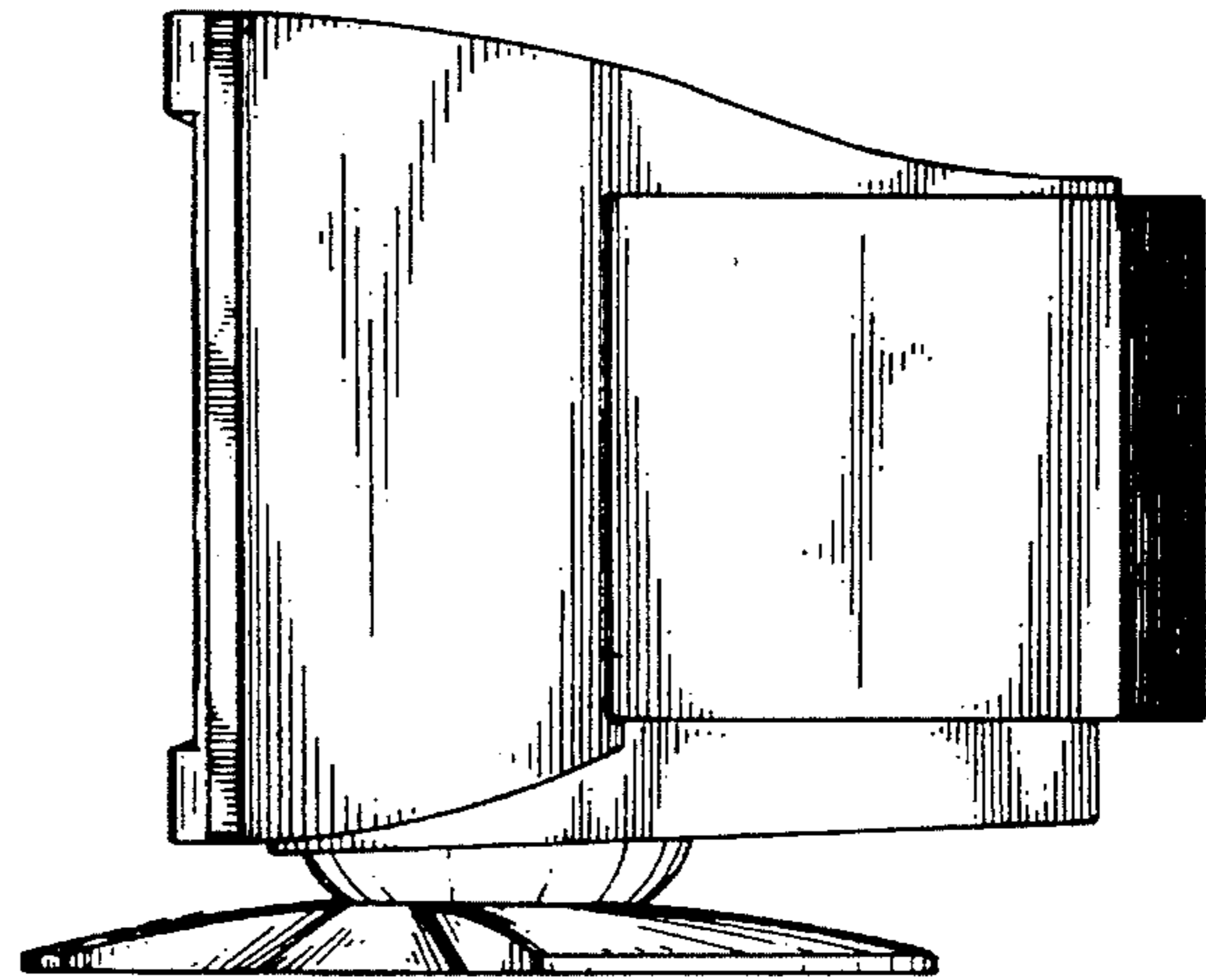



FIG. 1




FIG. 2




FIG. 3

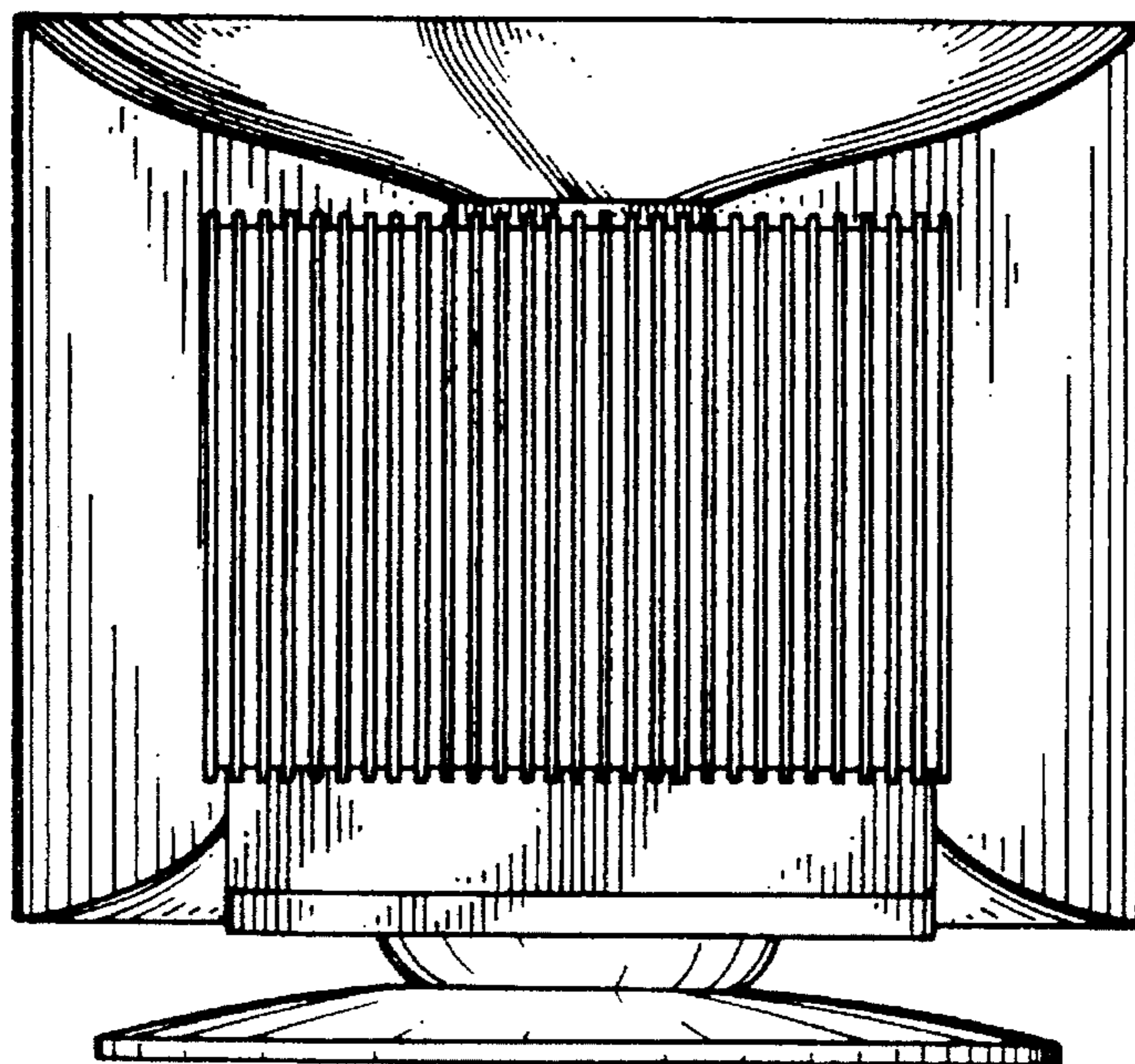


FIG. 4

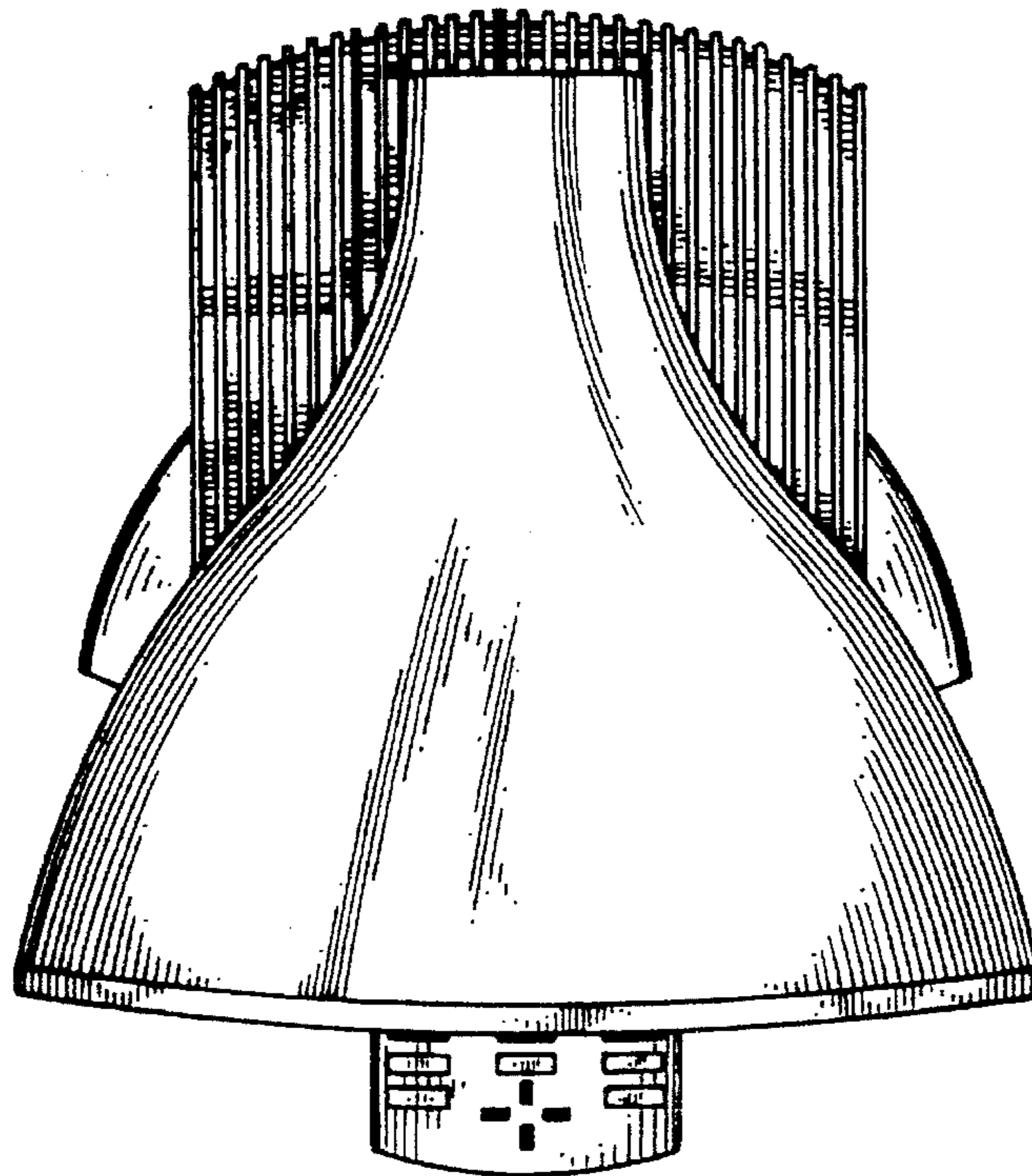


FIG. 5

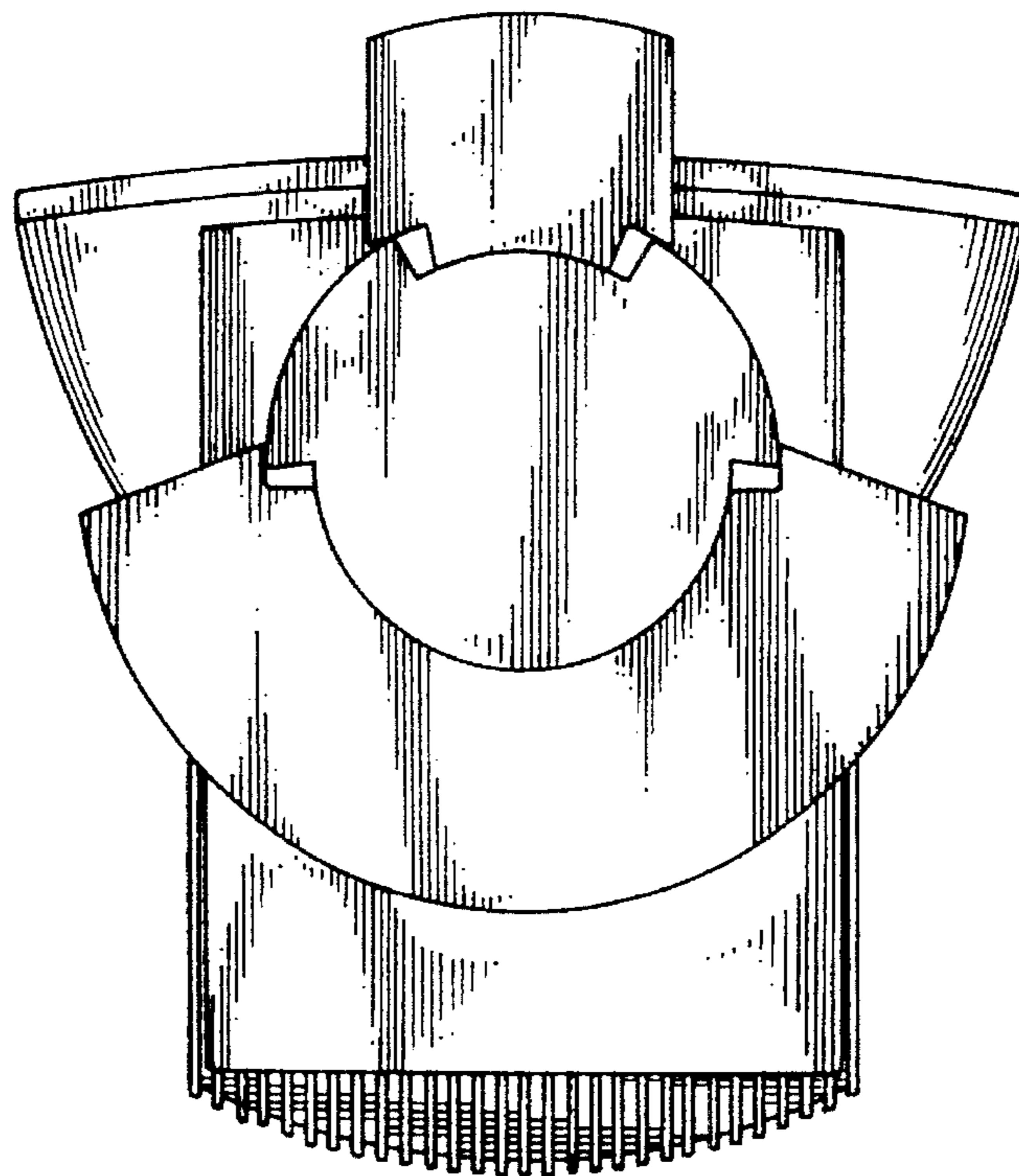


FIG. 6

