



US00D364390S

United States Patent [19]

Shreeve et al.

[11] Patent Number: **Des. 364,390**

[45] Date of Patent: ****Nov. 21, 1995**

[54] **HAND HELD TRANSLATOR**

[76] Inventors: **Paul J. Shreeve; Marjorie Shreeve,**
both of 290 12th Ave., Holbrook, Ariz.
86025

[**] Term: **14 Years**

[21] Appl. No.: **26,762**

[22] Filed: **Jul. 27, 1994**

[52] U.S. Cl. **D14/100**

[58] Field of Search D14/100, 105,
D14/106, 113, 114, 115; D18/1, 7, 2; 235/145 A,
145 R; 345/156, 168, 169, 172, 173, 87;
341/22, 23; 364/708.1, 419, 900, 419.02,
419.03

[56] **References Cited**

U.S. PATENT DOCUMENTS

D. 260,646	9/1981	Akazawa et al.	D18/2 X
D. 292,706	11/1987	Fischer	D14/100 X
D. 332,775	1/1993	Cavanaugh	D14/100
D. 350,763	9/1994	Matsuda et al.	D18/7

4,597,056	6/1986	Washizuka	364/419.02
4,843,589	6/1989	Yoshida et al.	364/419.02
4,931,936	6/1990	Kugimiya .	
4,984,177	1/1991	Rondel et al.	364/419.03 X
5,020,021	5/1991	Kaji .	

Primary Examiner—Freda Nunn
Attorney, Agent, or Firm—Terry M. Gernstein

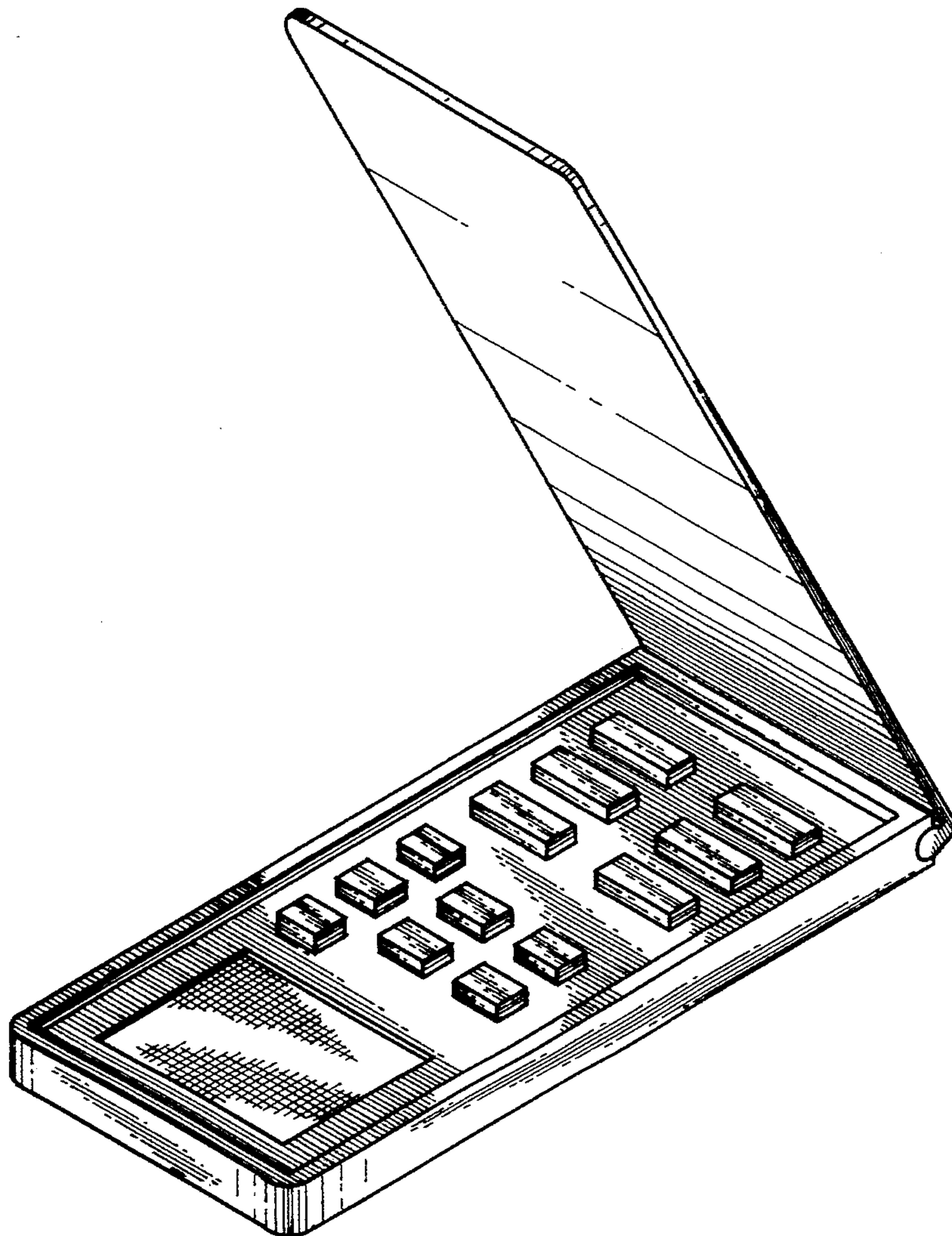
[57] **CLAIM**

The ornamental design for a hand held translator, as shown and described.

DESCRIPTION

FIG. 1 is a front, top and side perspective view of the hand held translator showing my new design in the open condition;
FIG. 2 is a front elevational view thereof;
FIG. 3 is a rear elevational view thereof;
FIG. 4 is a side elevational view thereof, the side opposite being a mirror image of the side shown in FIG. 4;
FIG. 5 is a top plan view thereof; and,
FIG. 6 is a bottom plan view thereof.

1 Claim, 2 Drawing Sheets



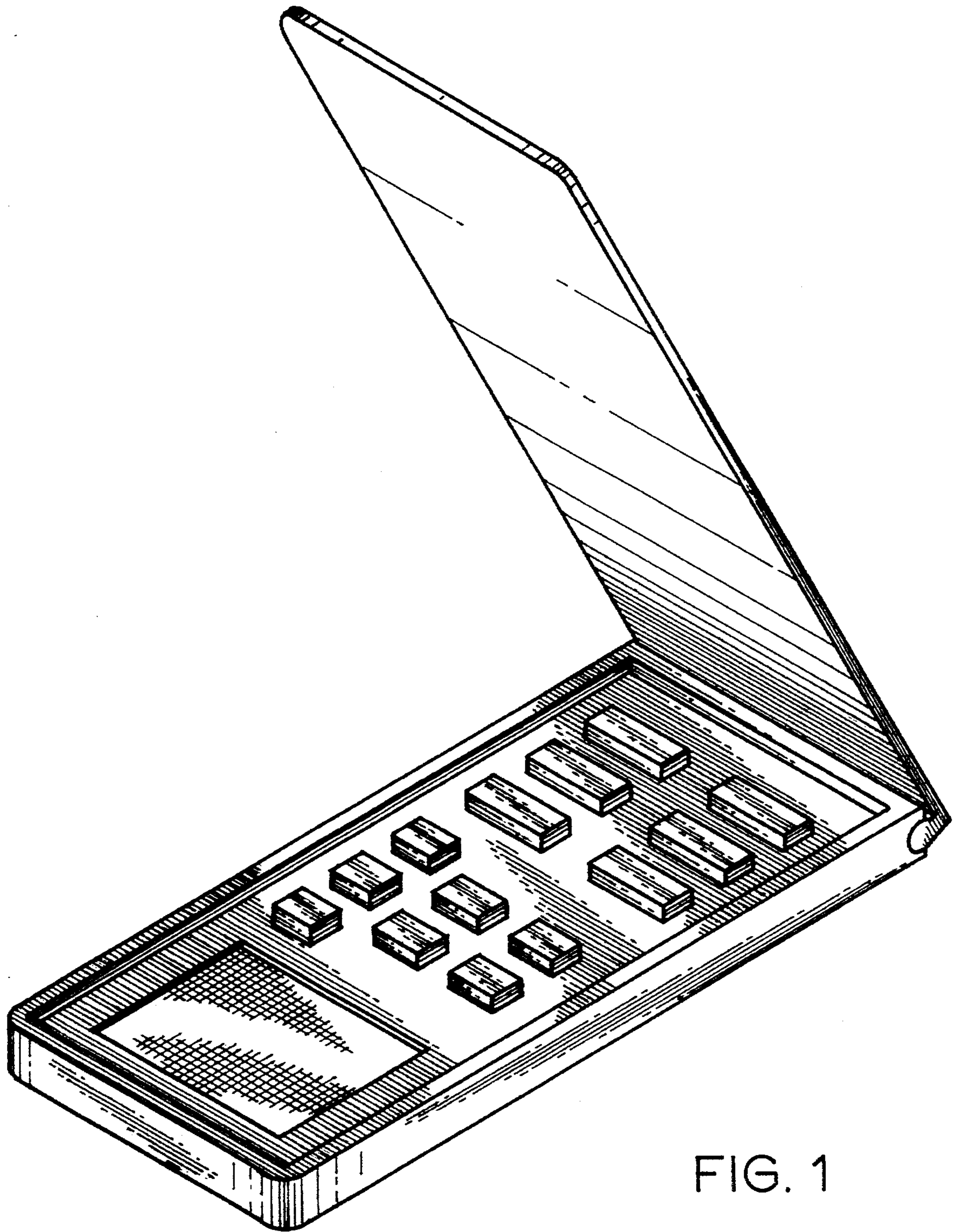


FIG. 1




FIG. 2




FIG. 3




FIG. 4

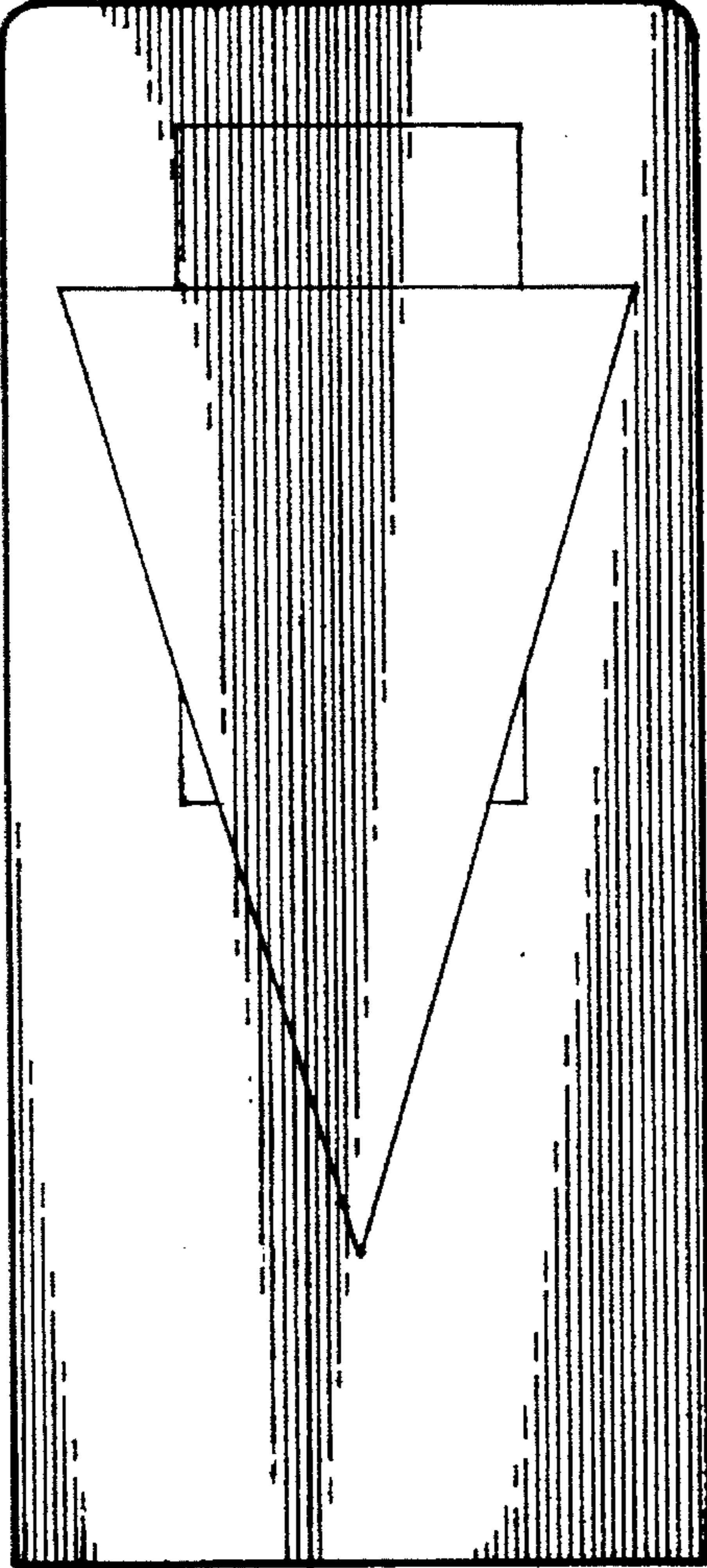


FIG. 5

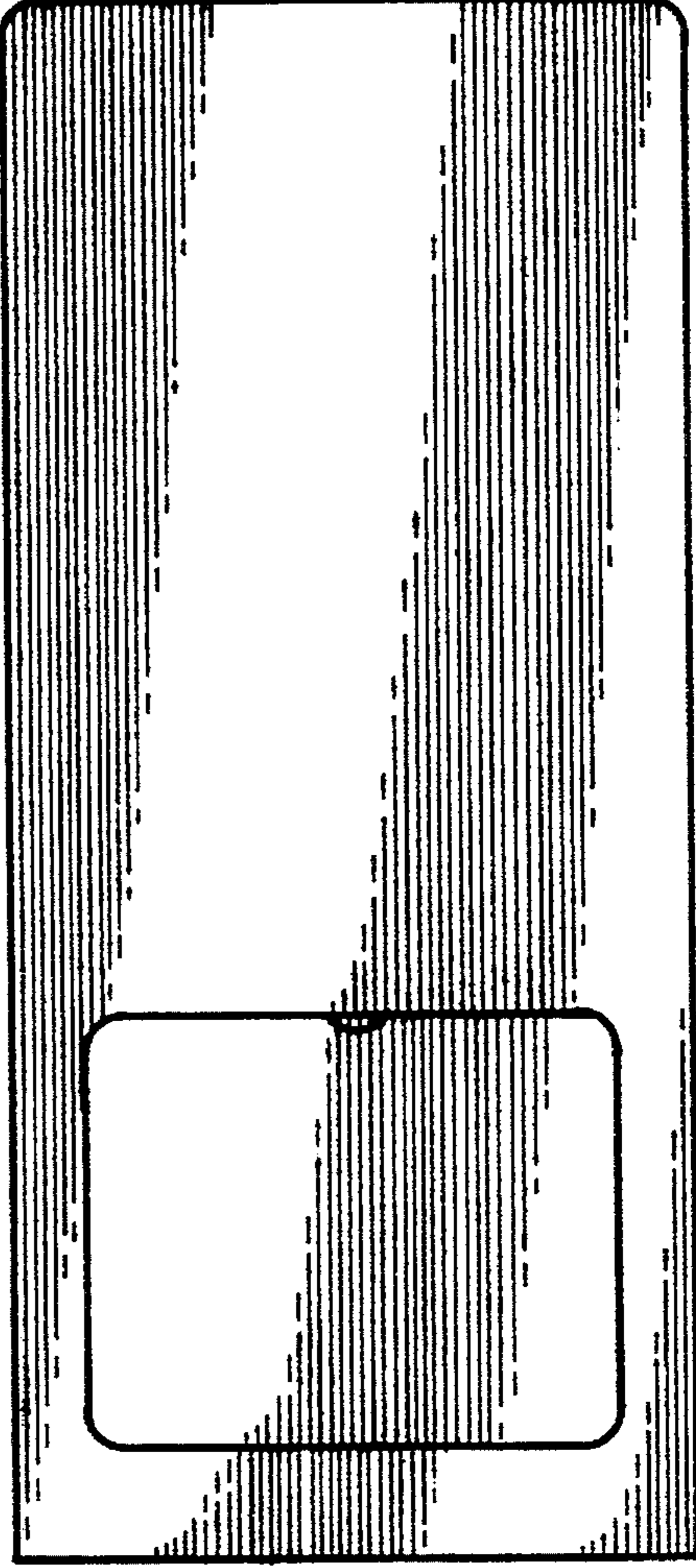


FIG. 6