



US00D364372S

**United States Patent** [19]  
**Shroitman**

[11] **Patent Number: Des. 364,372**

[45] **Date of Patent: \*\*Nov. 21, 1995**

[54] **STEERING WHEEL COVER**

[75] Inventor: **Rony Shroitman**, Tel Aviv, Israel

[73] Assignee: **Drivetime Marketing Corp.**, New York, N.Y.

[\*\*] Term: **14 Years**

[21] Appl. No.: **28,125**

[22] Filed: **Sep. 7, 1994**

[52] **U.S. Cl.** ..... **D12/177**

[58] **Field of Search** ..... **D12/177; 74/558; 224/276**

[56] **References Cited**

**U.S. PATENT DOCUMENTS**

D. 280,314	8/1985	Strongwater	.....	D12/177
4,788,759	12/1988	Yano et al.	.....	74/558 X
4,800,776	1/1989	Strongwater	.....	74/558
5,327,799	7/1994	Lin	.....	74/558

*Primary Examiner*—Freda Nunn  
*Attorney, Agent, or Firm*—Mark M. Friedman

[57] **CLAIM**

The ornamental design for a steering wheel cover, as shown.

**DESCRIPTION**

FIG. 1 is a front view of a steering wheel cover showing my new design;

FIG. 2 is a top view of a steering wheel cover showing my new design;

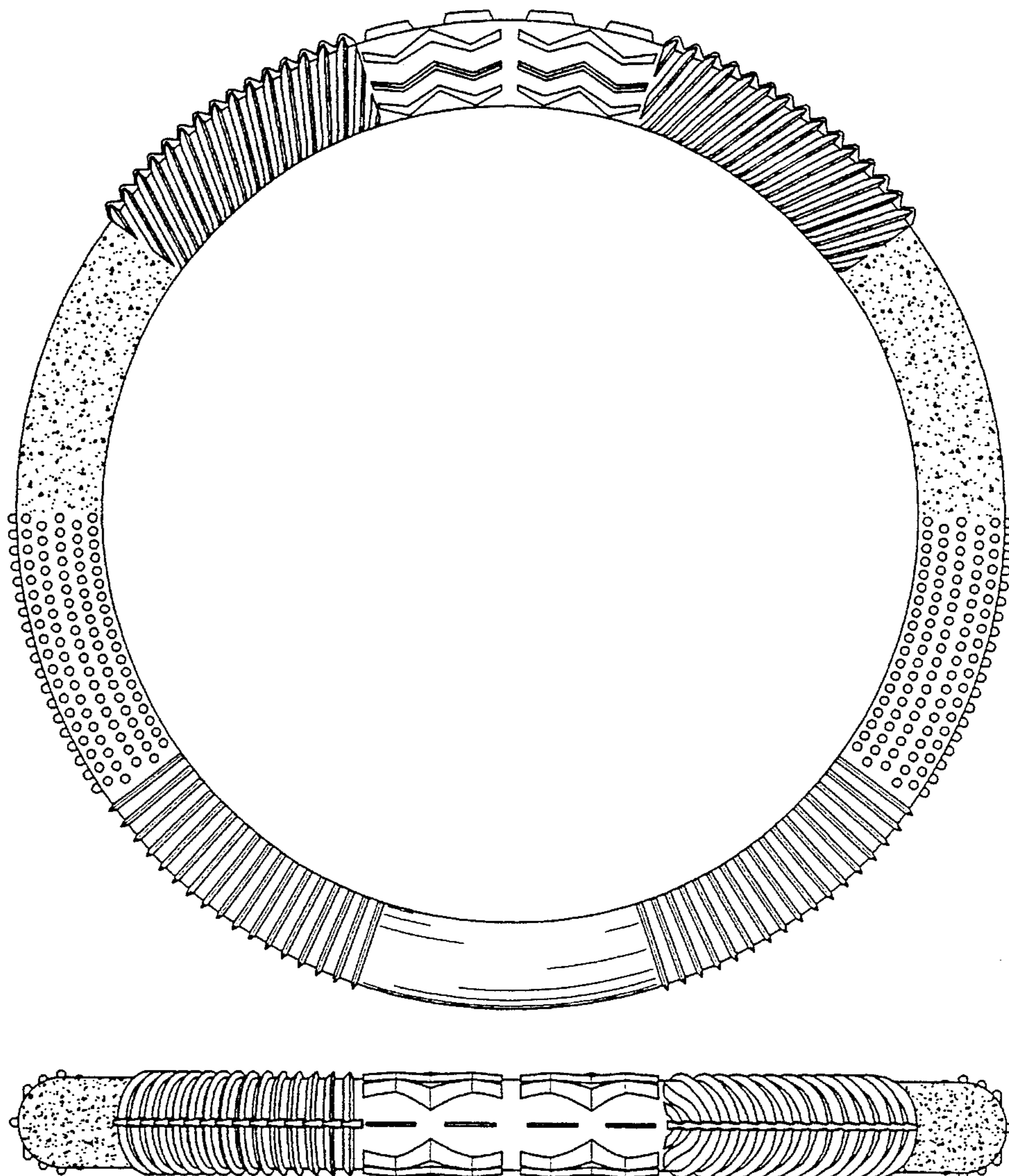
FIG. 3 is a side view of a steering wheel cover showing my new design;

FIG. 4 is an opposite side view of a steering wheel cover showing my new design;

FIG. 5 is a bottom view of a steering wheel cover showing my new design; and,

FIG. 6 is a rear view of a steering wheel cover showing my new design.

**1 Claim, 3 Drawing Sheets**



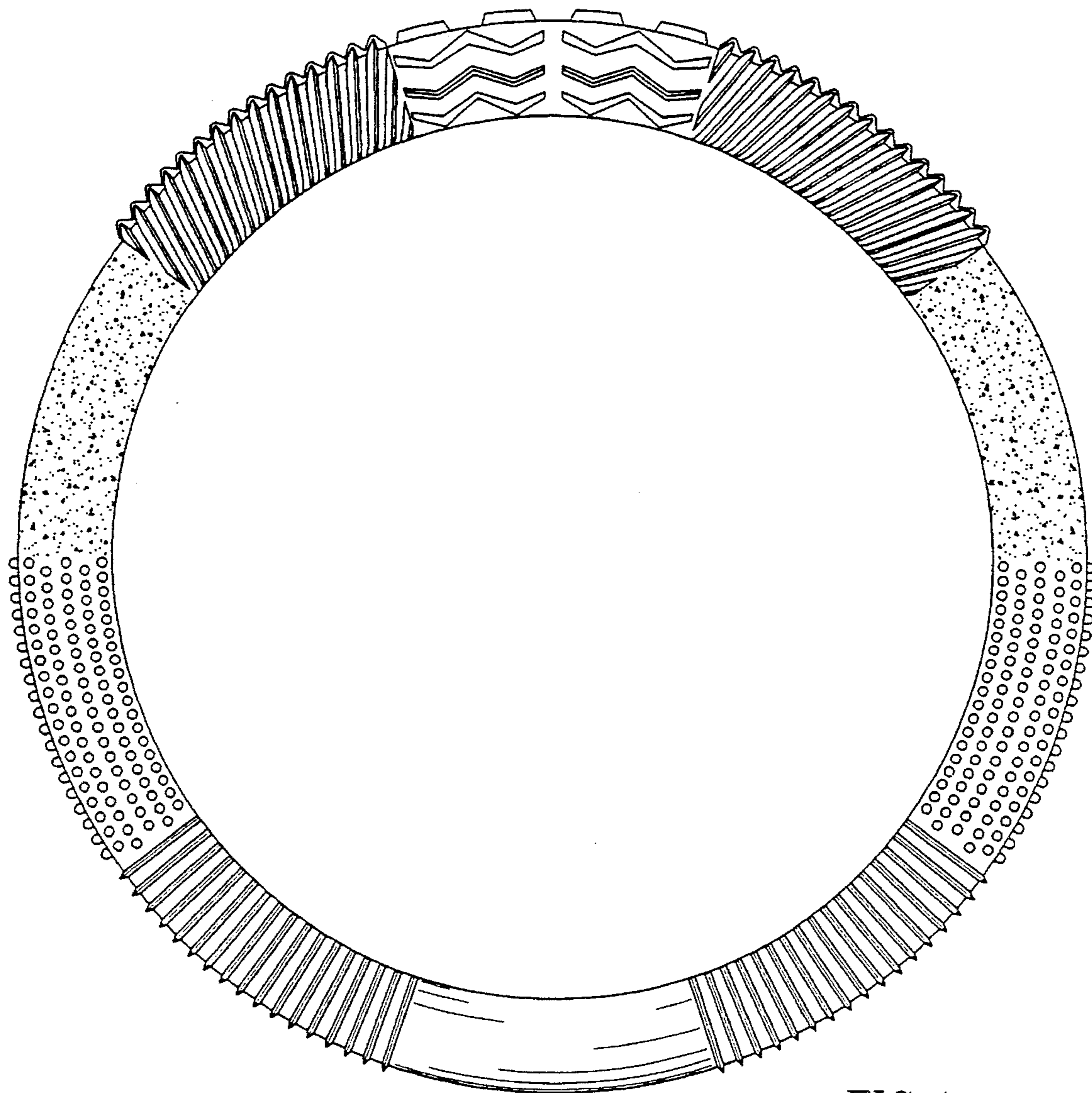


FIG. 1

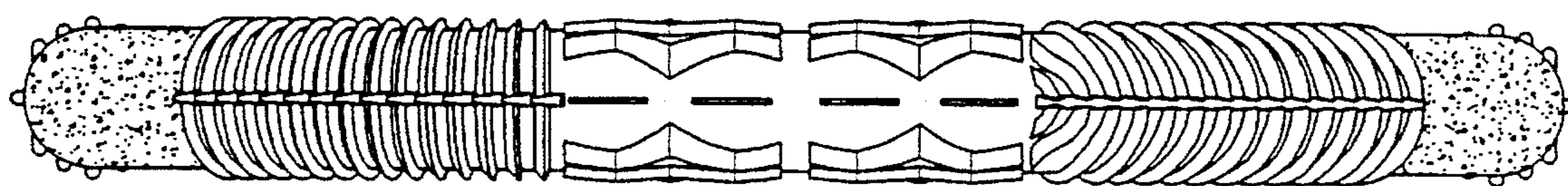


FIG. 2




FIG. 3

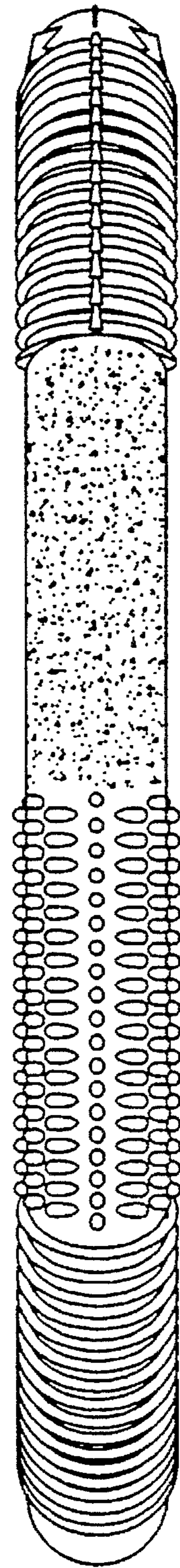


FIG. 4




FIG. 5

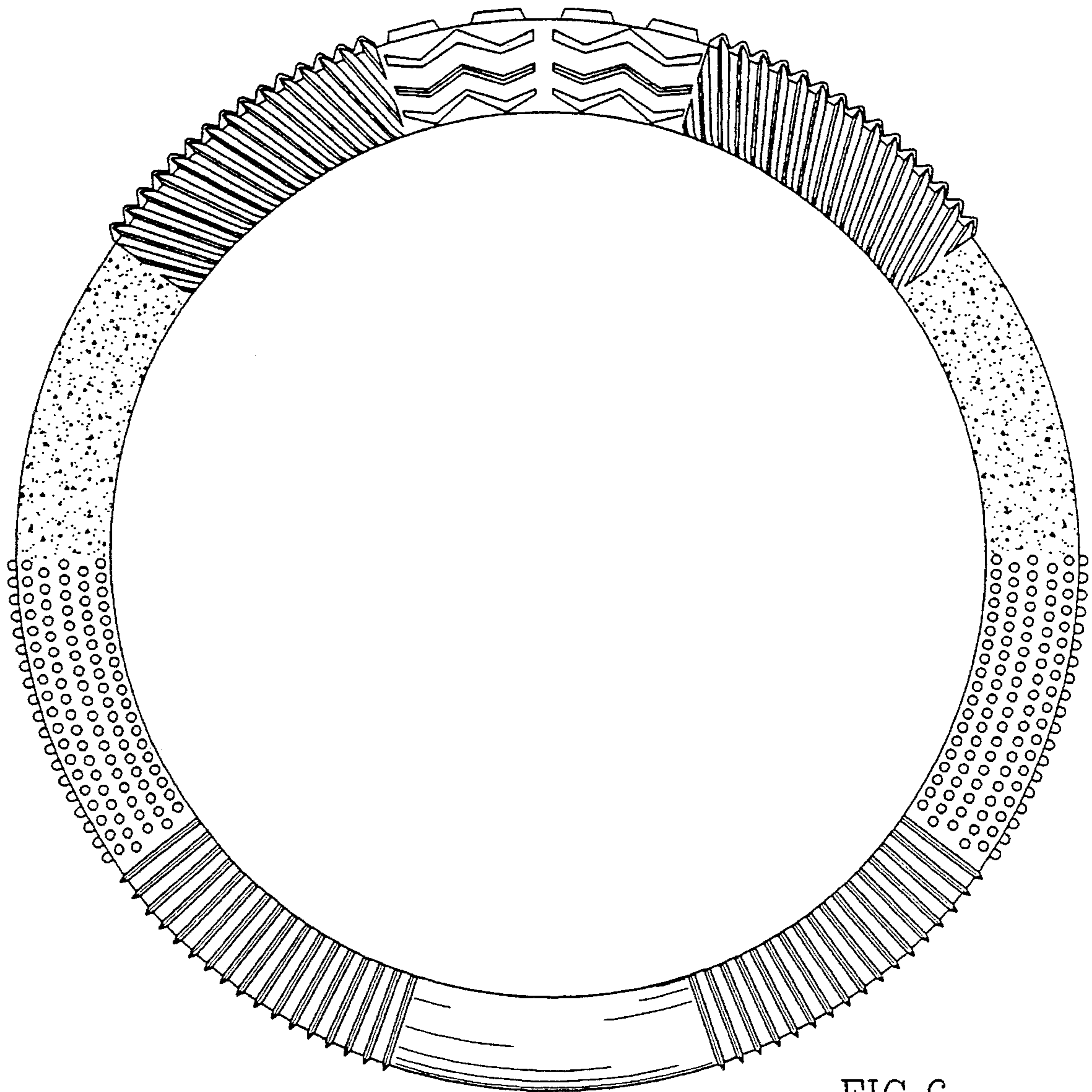


FIG. 6