



US00D364360S

# United States Patent [19] Smith

[11] Patent Number: **Des. 364,360**

[45] Date of Patent: **\*\*Nov. 21, 1995**

[54] **INSECT FIGURINE**

[76] Inventor: **Leal Smith**, 4931 E. 40th, Indianapolis, Ind. 46226

[\*\*] Term: **14 Years**

[21] Appl. No.: **726,556**

[22] Filed: **Jul. 8, 1991**

D. 141,679	6/1945	Derderian .....	D11/160
D. 252,919	9/1979	Murch .....	D11/157
D. 277,270	1/1985	Deeley et al. ....	D11/158
1,651,962	12/1927	Miller .....	D11/157

*Primary Examiner*—Ted Shooman  
*Assistant Examiner*—Philip Hyder  
*Attorney, Agent, or Firm*—Barnes & Thornburg

### Related U.S. Application Data

[62] Division of Ser. No. 275,740, Nov. 23, 1988, Pat. No. Des. 319,418, which is a division of Ser. No. 143,152, Jan. 13, 1988, Pat. No. Des. 299,321, which is a division of Ser. No. 4,696, Jan. 20, 1987, Pat. No. Des. 295,616, which is a division of Ser. No. 684,362, Dec. 20, 1984, Pat. No. Des. 289,270.

[52] **U.S. Cl.** ..... **D11/158; D21/155**

[58] **Field of Search** ..... **D11/158, 157, D11/160, 162; D21/155; 428/15, 16, 11, 14, 17**

### References Cited

#### U.S. PATENT DOCUMENTS

D. 43,667 3/1913 Chapman ..... D21/155

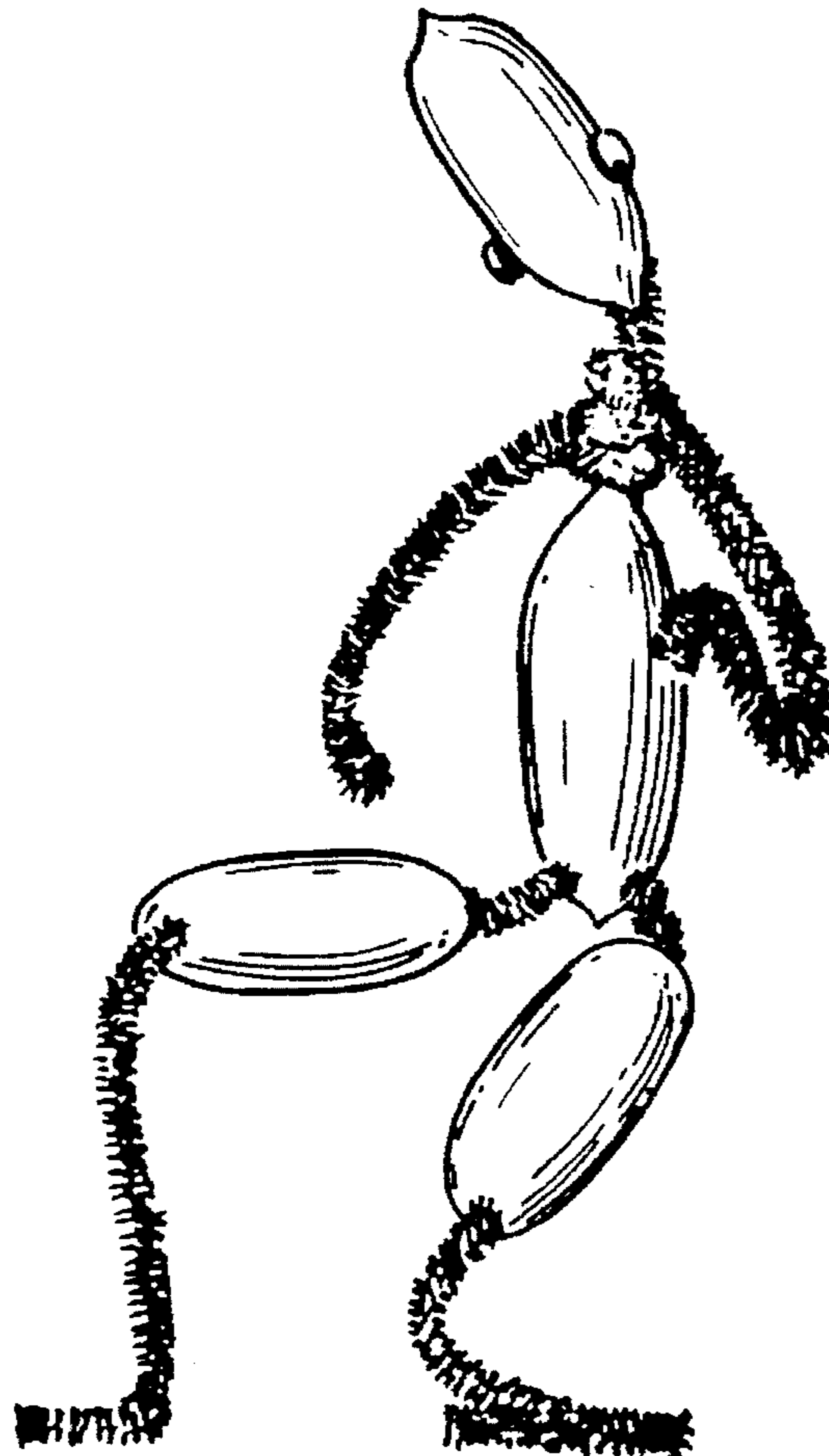
### [57] CLAIM

The ornamental design for an insect figurine, as shown.

### DESCRIPTION

FIG. 1 is a front elevational view of an insect figurine showing my new design;  
FIG. 2 is a right side elevational view of the design of FIG. 1;  
FIG. 3 is a left side elevational view of the design of FIG. 1;  
FIG. 4 is a rear elevational view of the design of FIG. 1;  
FIG. 5 is a top plan view of the design of FIG. 1; and,  
FIG. 6 is a bottom plan view of the design of FIG. 1.

**1 Claim, 1 Drawing Sheet**






FIG. 1



FIG. 2

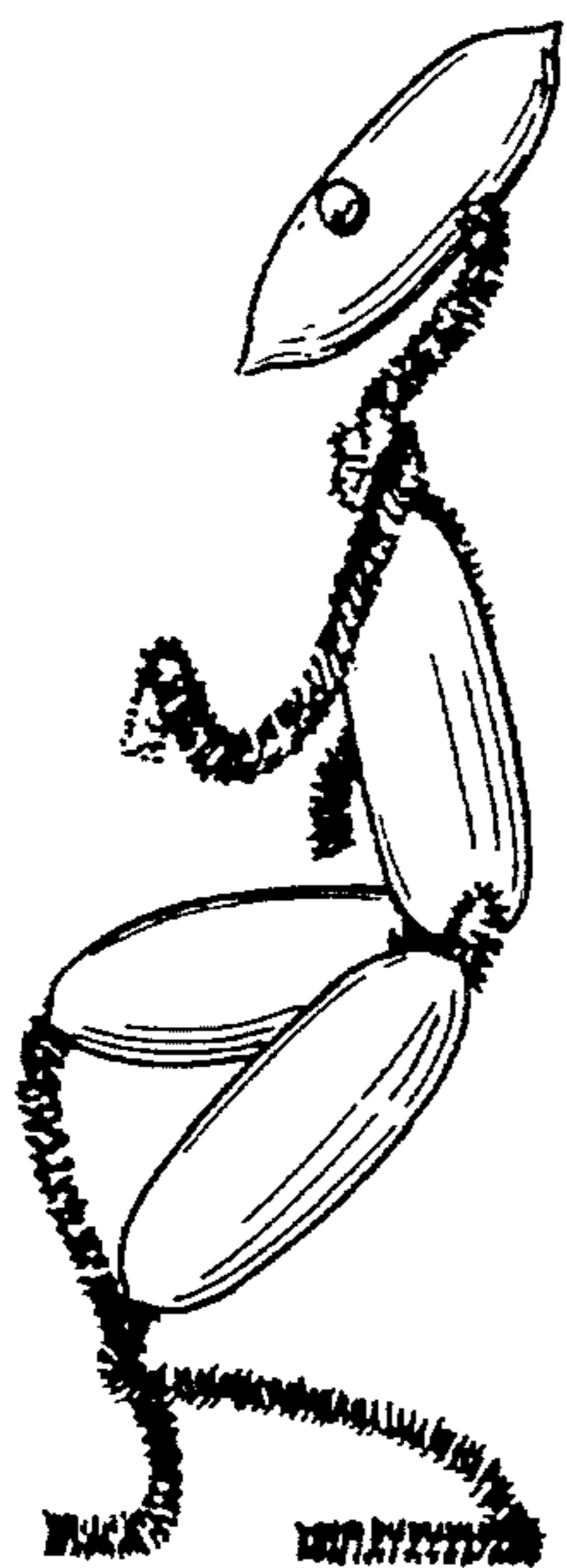


FIG. 3

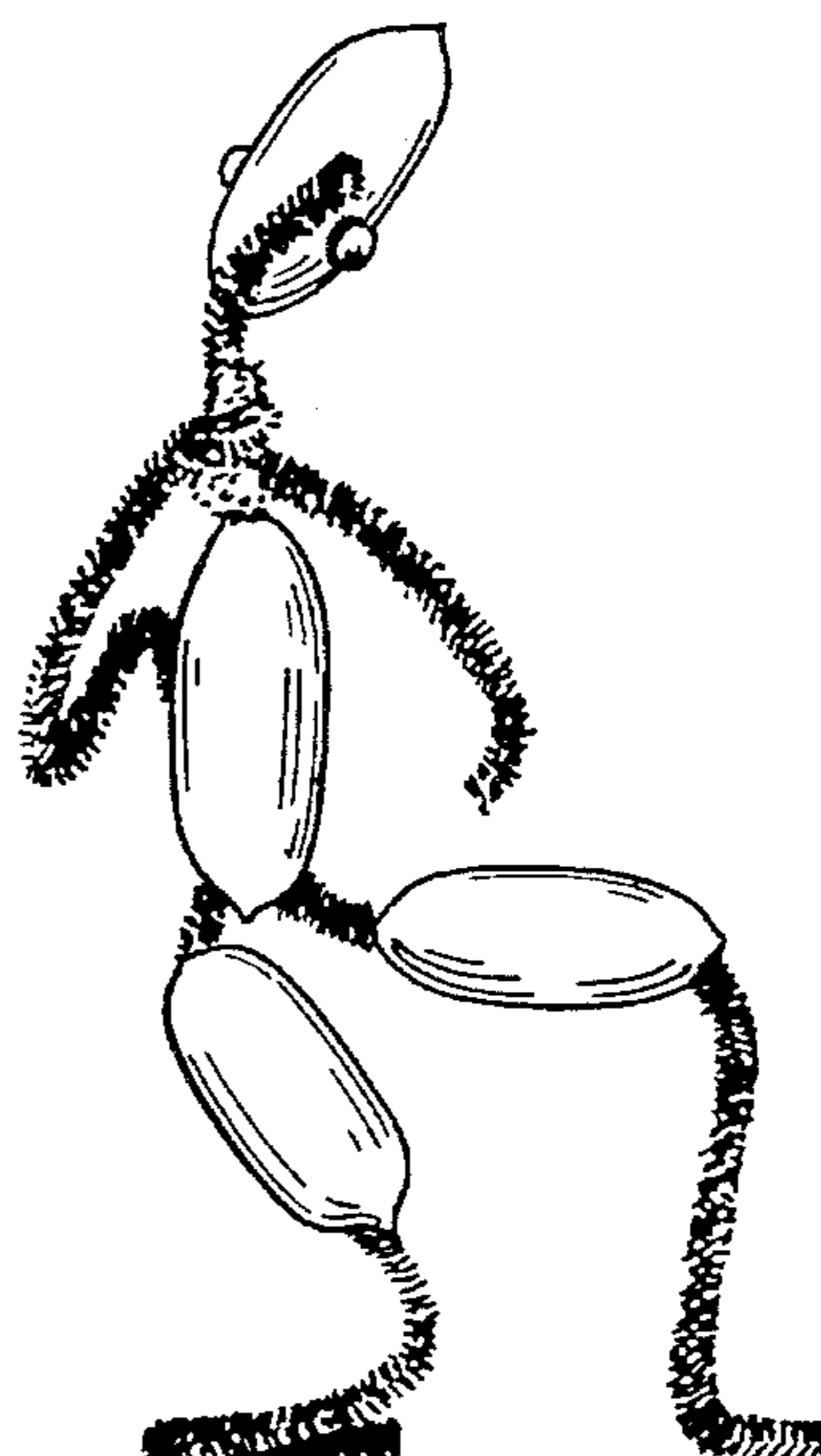


FIG. 4




FIG. 5



FIG. 6