



US00D364339S

United States Patent [19]
Shurtleff

[11] **Patent Number: Des. 364,339**

[45] **Date of Patent: **Nov. 21, 1995**

[54] **AEROSOL DISPENSER**

[75] Inventor: **Jill M. Shurtleff**, South Boston, Mass.

[73] Assignee: **The Gillette Company**, Boston, Mass.

[**] Term: **14 Years**

[21] Appl. No.: **28,816**

[22] Filed: **Sep. 22, 1994**

[52] U.S. Cl. **D9/300**

[58] Field of Search D9/300, 516, 523,
D9/549, 526, 435, 502, 503, 506, 557,
448, 500; 215/371; 222/105, 212, 182,
566, 372, 373, 405, 635; D28/46, 48

[56] **References Cited**

U.S. PATENT DOCUMENTS

D. 333,787	3/1993	Hirst et al.	D9/448
D. 339,514	9/1993	Hirst et al.	D9/300
D. 349,845	8/1994	Gray	D9/300
3,786,967	1/1974	Giocomo et al.	222/541.4 X
5,157,835	10/1992	Lazarchik et al.	30/85
5,289,952	3/1994	Gueret	239/333 X

FOREIGN PATENT DOCUMENTS

71351 8/1992 Canada .

OTHER PUBLICATIONS

"Spray Technology & Marketing", Nov. 1992, front cover page, Gillette Shaving Gel Dispenser.

Primary Examiner—Ted Shooman
Assistant Examiner—Cheri Cohen
Attorney, Agent, or Firm—Stephan P. Williams

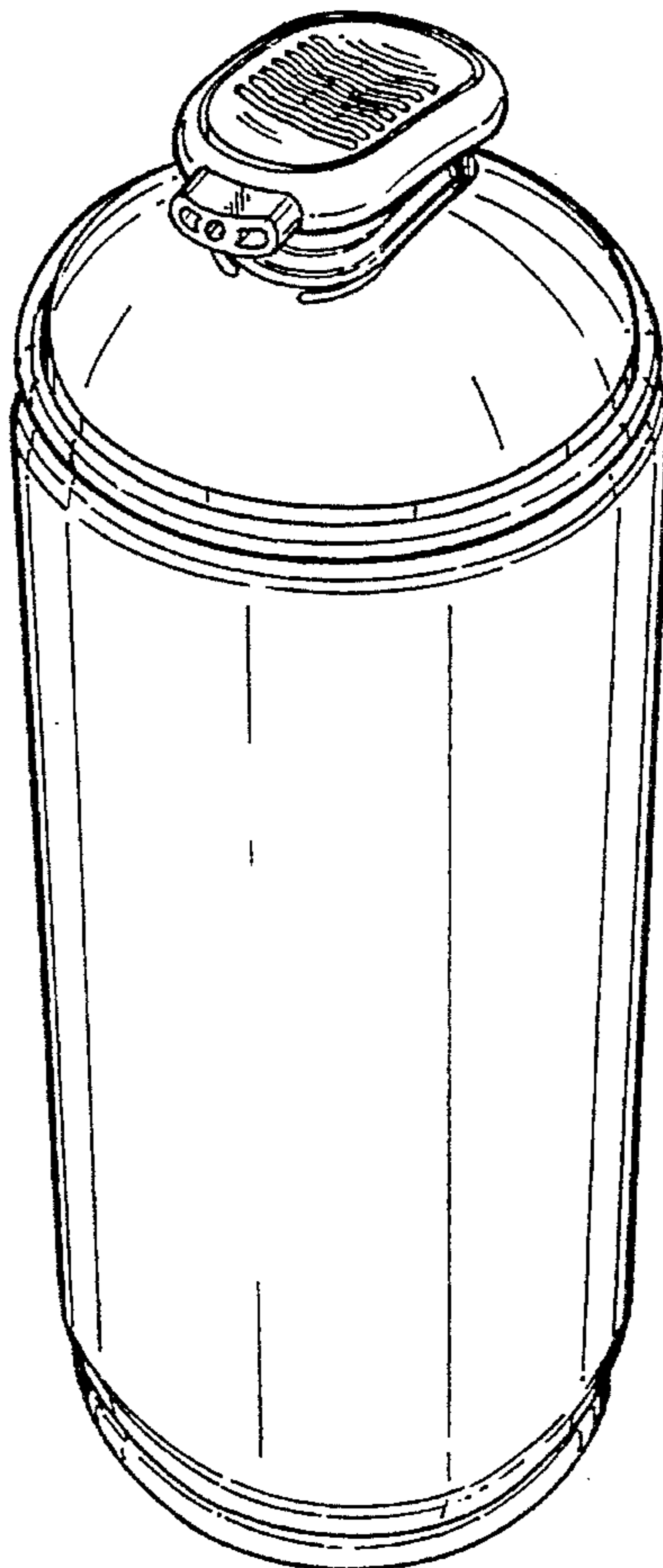
[57] **CLAIM**

The ornamental design for an aerosol dispenser, as shown and described.

DESCRIPTION

FIG. 1 is a perspective view as seen from the top, front and right side of an aerosol dispenser showing my new design; FIG. 2 is a front elevational view thereof; FIG. 3 is a right side elevational view thereof, the left side elevation being a mirror image thereof; FIG. 4 is a rear elevational view thereof; FIG. 5 is a top plan view thereof; FIG. 6 is a bottom plan view thereof; and, FIG. 7 is a front elevation view of a second alternate embodiment, the only difference residing in the shape of the dispenser opening.

1 Claim, 4 Drawing Sheets






FIG. 1




FIG. 2




FIG. 3




FIG. 4

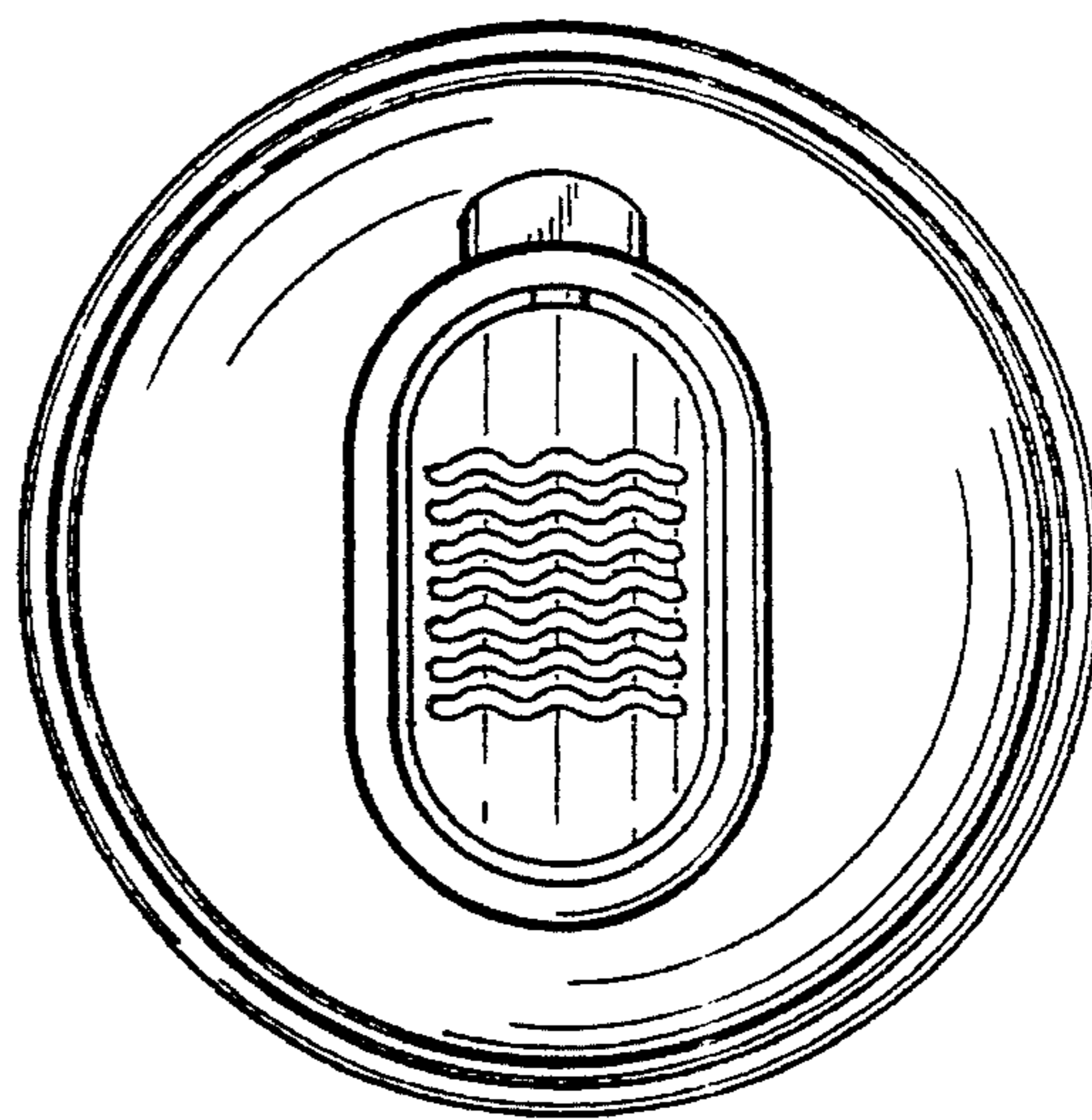


FIG. 5




FIG. 6




FIG. 7