



US00D364337S

# United States Patent [19]

[11] **Patent Number: Des. 364,337**

**Deschenes et al.**

[45] **Date of Patent: \*\*Nov. 21, 1995**

[54] **FASTENER CLIP**

4,456,123 6/1984 Russell ..... 206/343

4,969,589 11/1990 Kim ..... 227/67

5,383,260 1/1995 Deschenes et al. .... 24/711

[75] Inventors: **Charles L. Deschenes**, North Attleboro;  
**Terence J. Jones**, Bolton, both of  
Mass.; **William J. Cooper**,  
Woonsocket, R.I.

*Primary Examiner*—Ted Shooman  
*Assistant Examiner*—Paula Mortimer  
*Attorney, Agent, or Firm*—Kriegsman & Kriegsman

[73] Assignee: **Avery Dennison Corporation**,  
Pasadena, Calif.

[57] **CLAIM**

[\*\*] Term: **14 Years**

The ornamental design for a fastener clip, as shown.

[21] Appl. No.: **28,648**

### DESCRIPTION

[22] Filed: **Sep. 19, 1994**

FIG. 1 is a perspective view of a fastener clip showing our new design;

[52] U.S. Cl. .... **D8/382**

FIG. 2 is a front view thereof;

[58] **Field of Search** ..... D8/382, 51; 227/67,  
227/68, 71; 24/710.5, 711, 336, 346, 338,  
563, 67.9; 206/338, 348, 343

FIG. 3 is a right side view thereof;

FIG. 4 is a rear view thereof;

FIG. 5 is a left side view thereof;

FIG. 6 is a top plan view thereof; and,

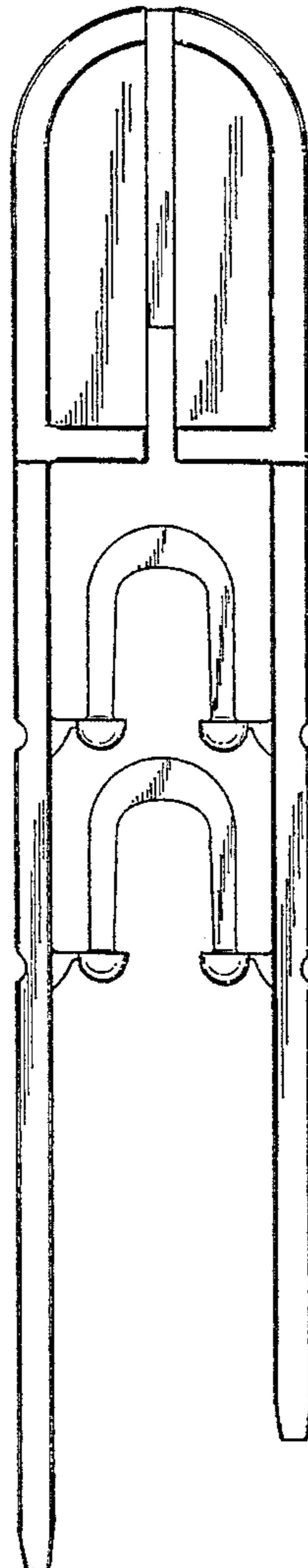
FIG. 7 is a bottom plan view thereof.

[56] **References Cited**

#### U.S. PATENT DOCUMENTS

3,958,318 5/1976 Crosa ..... D8/514 R

**1 Claim, 4 Drawing Sheets**






FIG. 1

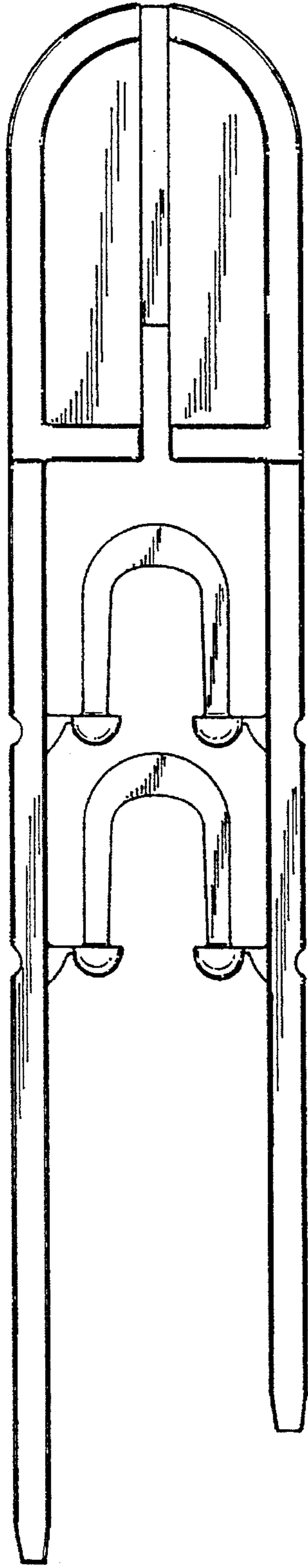


FIG. 2

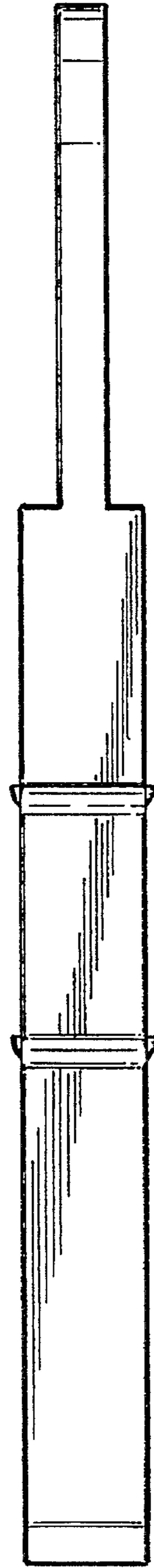


FIG. 3

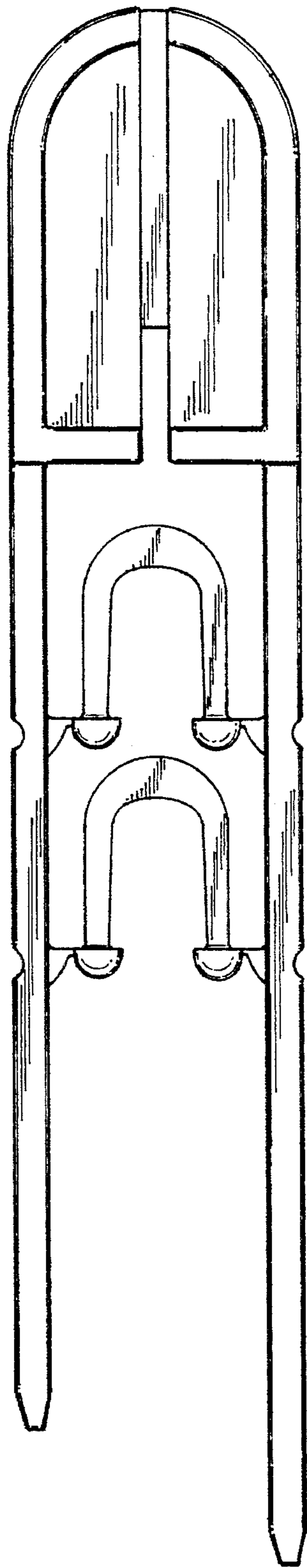


FIG. 4


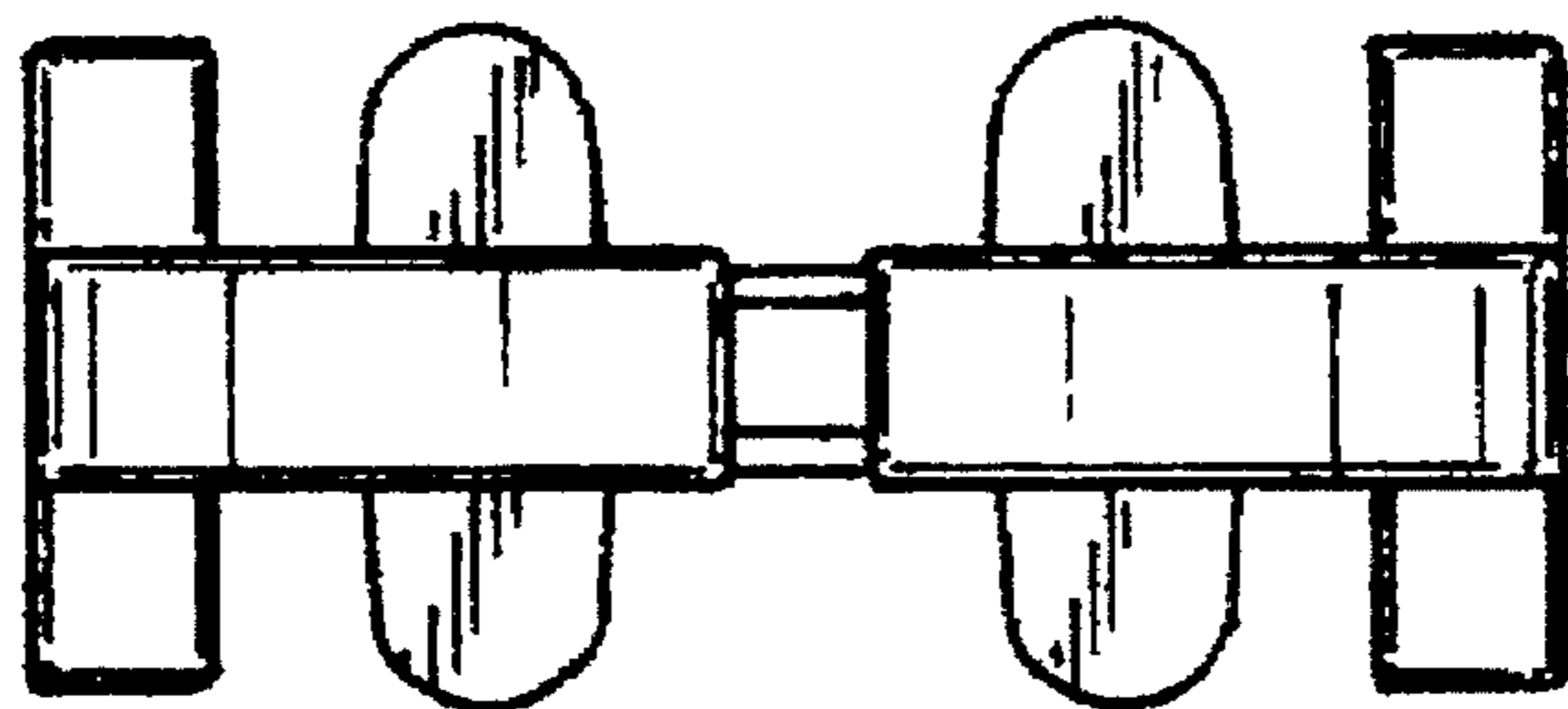
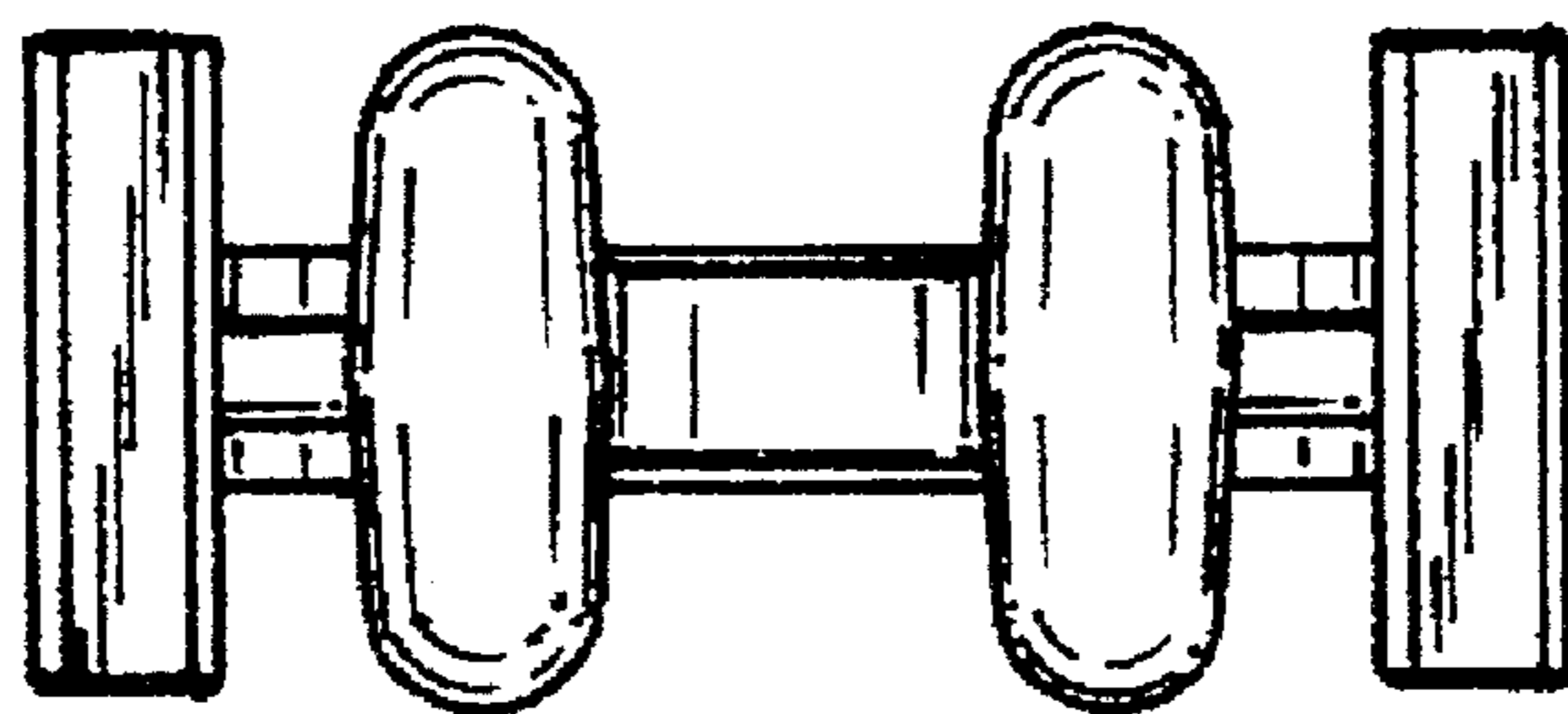


FIG. 5



*FIG. 6*



*FIG. 7*