



US00D364333S

United States Patent [19]

[11] Patent Number: **Des. 364,333**

Fillipp et al.

[45] Date of Patent: ****Nov. 21, 1995**

[54] **LIGHT SUPPORT BRACKET**

[75] Inventors: **Stephen L. Fillipp; Peter A. Brown,**
both of Lubbock, Tex.

[73] Assignee: **Gary Products Group, Inc.,** Lubbock,
Tex.

[**] Term: **14 Years**

[21] Appl. No.: **28,335**

[22] Filed: **Sep. 12, 1994**

[52] U.S. Cl. **D8/354; D8/356**

[58] Field of Search **D8/356, 354, 349;**
D26/138; 24/115 R, 130, 198; 248/68.1,
74.1-74.4; D11/218

3,124,327	3/1964	Meszaros	248/74
3,275,818	9/1966	Campbell	240/10
3,323,770	6/1967	Wolar	D8/366 X
4,104,711	8/1978	Carter	362/153
4,714,219	12/1987	Mayse	248/65
4,774,648	9/1988	Kakuk	362/302
4,996,636	2/1991	Lovett	362/431 X
5,056,747	10/1991	Kireta	248/231.8

Primary Examiner—A. Hugo Word
Assistant Examiner—Holly Baynham
Attorney, Agent, or Firm—Ross, Clapp, Korn & Montgomery

[57] CLAIM

The ornamental design for light support bracket, as shown and described.

DESCRIPTION

FIG. 1 is a rear elevational view of the light support bracket showing our new design;
FIG. 2 is a top plan view thereof;
FIG. 3 is a left side view thereof;
FIG. 4 is a front elevational view thereof;
FIG. 5 is a right side view thereof; and,
FIG. 6 is a bottom plan view thereof.

1 Claim, 1 Drawing Sheet

[56] References Cited

U.S. PATENT DOCUMENTS

D. 34,114	2/1901	Stagg et al.	D8/371 X
D. 289,373	4/1987	Kimball	D8/356 X
D. 328,239	7/1992	Meeker	D8/356
656,431	8/1900	Stewart	D8/356 X
2,095,450	10/1937	Meyer	24/198
2,212,862	8/1940	Hirsh	24/198
2,396,906	2/1945	Windson	D8/356 X
3,090,343	5/1963	Ronsheim	24/130 X

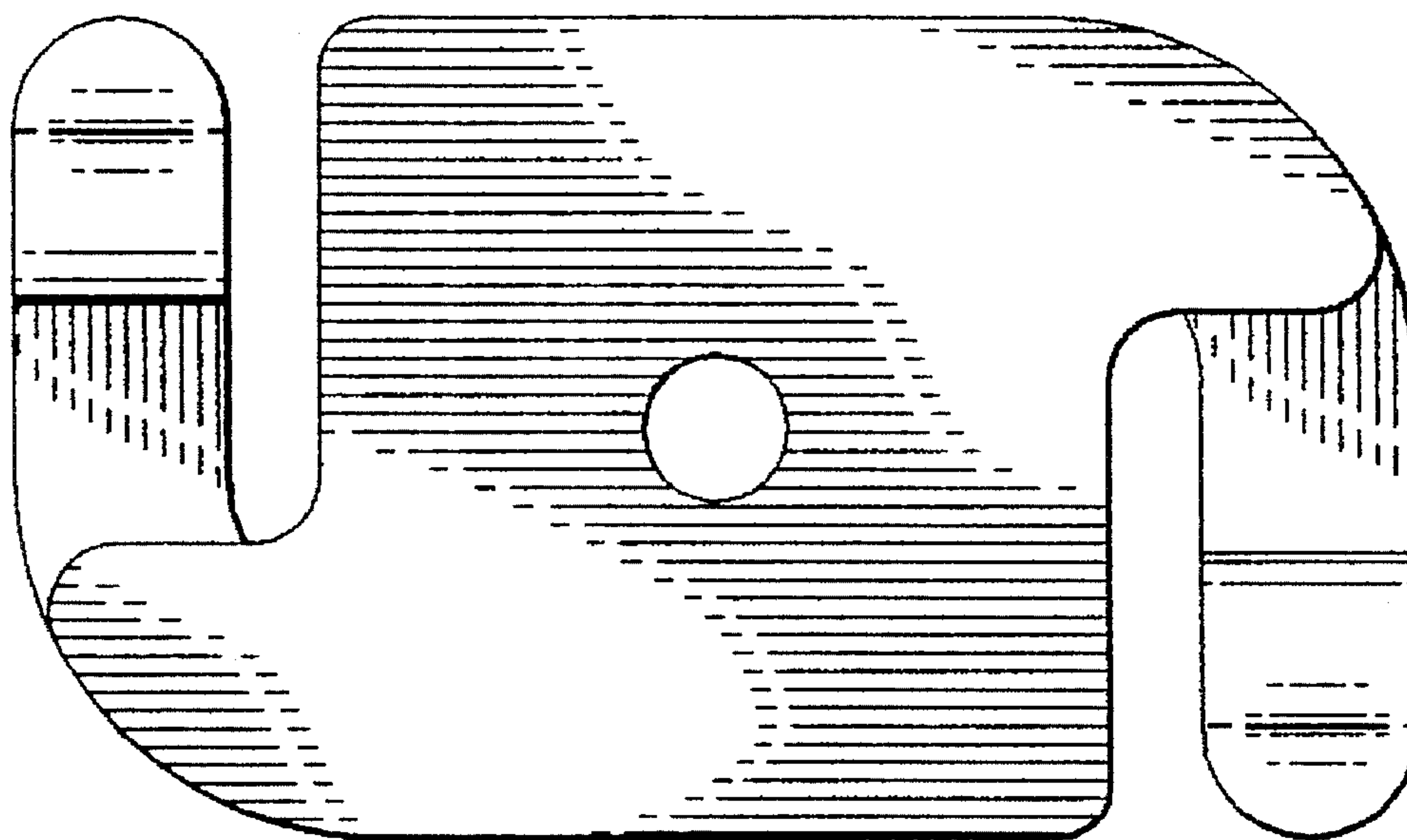


FIG. 1

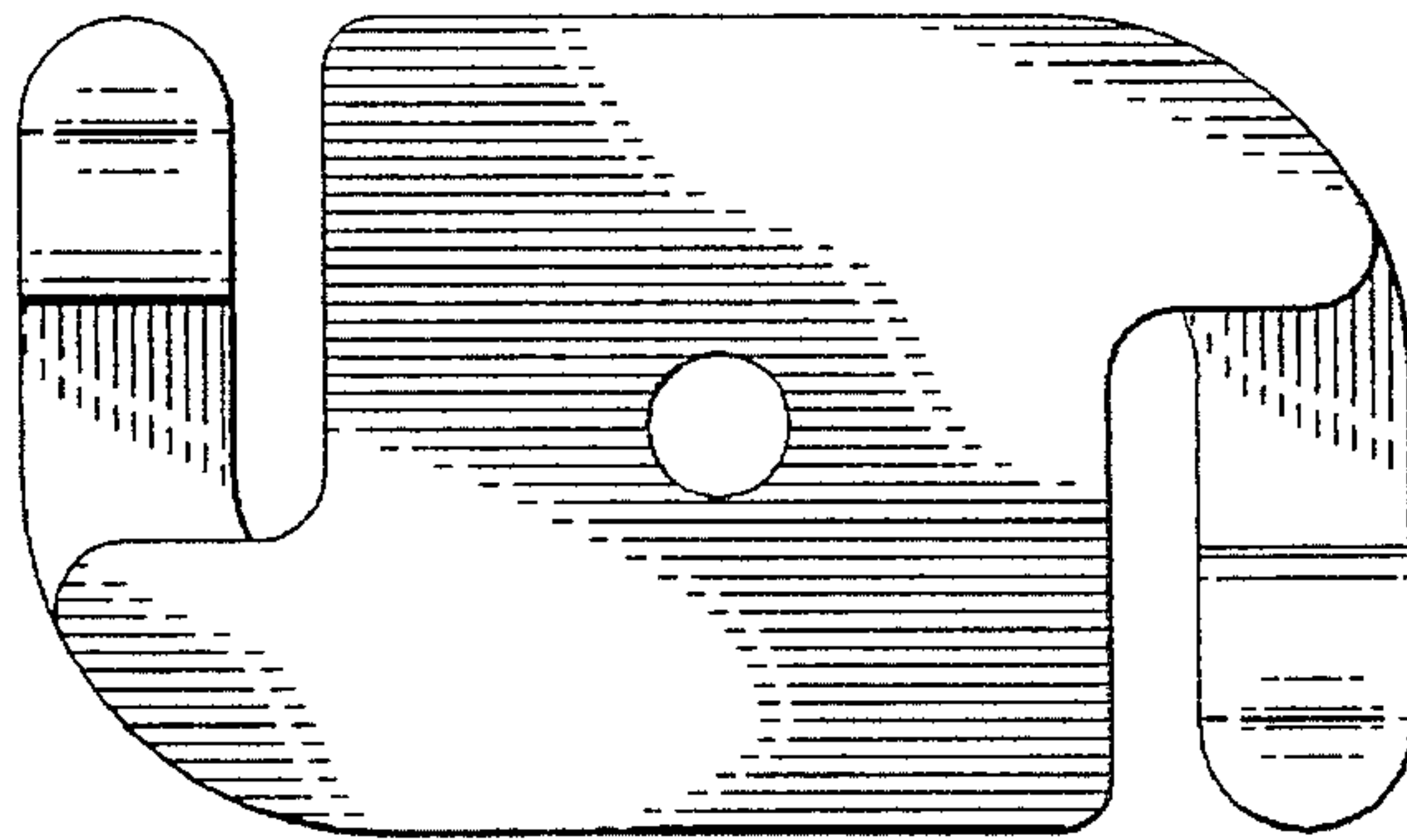


FIG. 2




FIG. 3

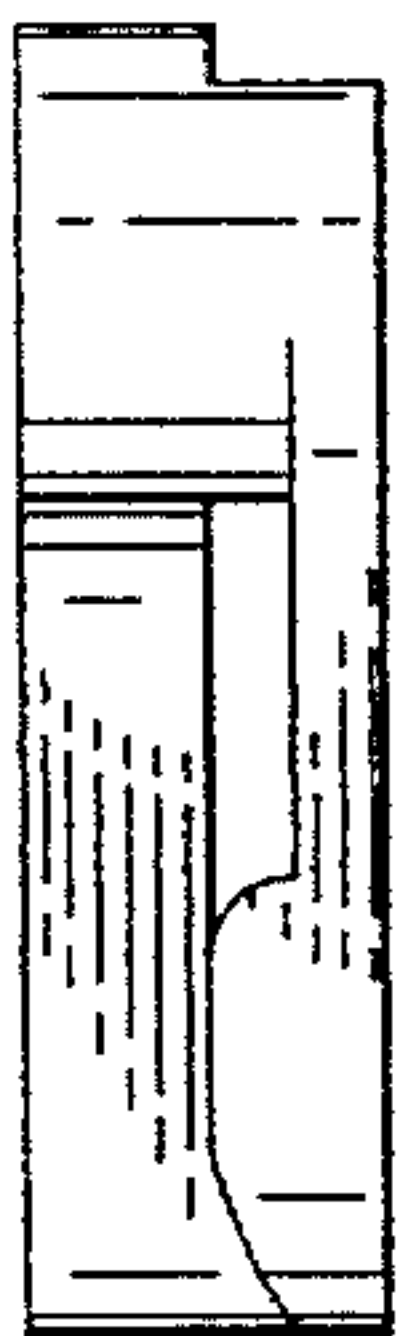


FIG. 4

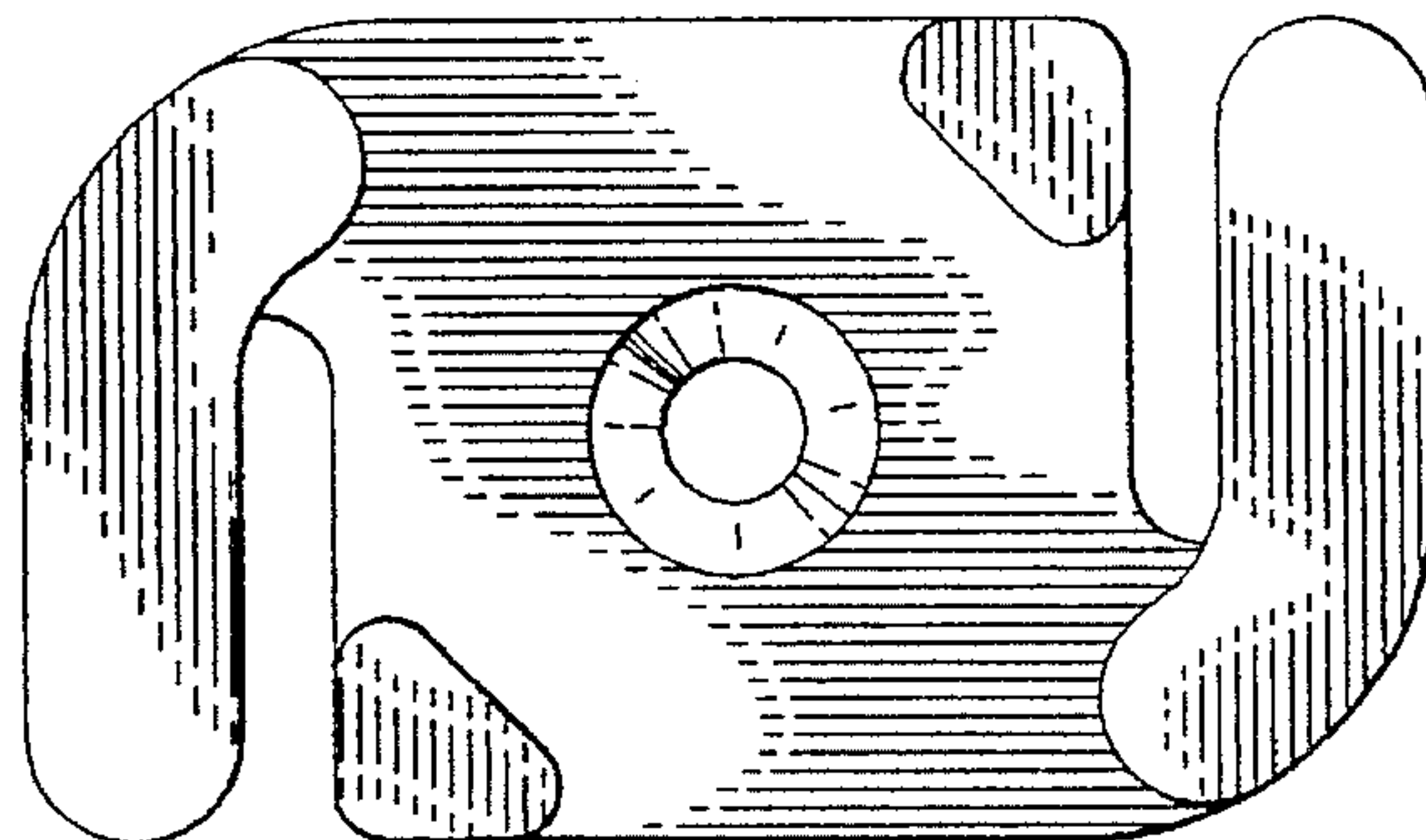


FIG. 5



FIG. 6

