



US00D364306S

United States Patent [19] Storsberg

[11] Patent Number: **Des. 364,306**

[45] Date of Patent: ****Nov. 21, 1995**

[54] **ELECTRIC ESPRESSO MACHINE**
[76] Inventor: **Günter Storsberg**, Adolfstrasse 15,
5650 Solingen 1, Germany

[**] Term: **14 Years**

[21] Appl. No.: **16,767**

[22] Filed: **Dec. 27, 1993**

[30] **Foreign Application Priority Data**

Jun. 24, 1993 [FR] France 933.323

[52] U.S. Cl. **D7/309; D7/310; D7/311**

[58] Field of Search D7/300, 305, 306,
D7/307, 308, 309, 310, 311, 312; 99/280,
282, 281, 293, 452, 323.1, 453

[56] **References Cited**

U.S. PATENT DOCUMENTS

D. 299,998	2/1989	Seiffert	D7/309
D. 317,996	7/1991	Jack	D7/309
D. 323,949	2/1992	Kahlcke	D7/309
D. 324,621	3/1992	Haslacher	D7/309
D. 336,206	6/1993	Littman	D7/309
D. 337,475	7/1993	Seiffert	D7/309

D. 339,499	9/1993	Seiffert	D7/309
D. 342,860	1/1994	Azpiri	D7/309
D. 344,206	2/1994	Azpiri	D7/309
D. 346,524	5/1994	Saltet	D7/311 X
4,644,856	2/1987	Borgmann	99/295

Primary Examiner—Alan P. Douglas
Assistant Examiner—M. N. Pandozzi
Attorney, Agent, or Firm—Young & Thompson

[57] **CLAIM**

The ornamental design for an electric espresso machine, as shown.

DESCRIPTION

FIG. 1 is a front and side perspective view of an electric espresso machine showing my new design;
FIG. 2 is a front perspective view thereof;
FIG. 3 is a side perspective view thereof from the left of FIG. 2;
FIG. 4 is a side perspective view thereof from the right of FIG. 2;
FIG. 5 is a rear perspective view thereof;
FIG. 6 is a top perspective view thereof; and,
FIG. 7 is a bottom perspective view thereof.

1 Claim, 7 Drawing Sheets





FIG. 1




FIG. 2




FIG. 3




FIG. 4



FIG. 5

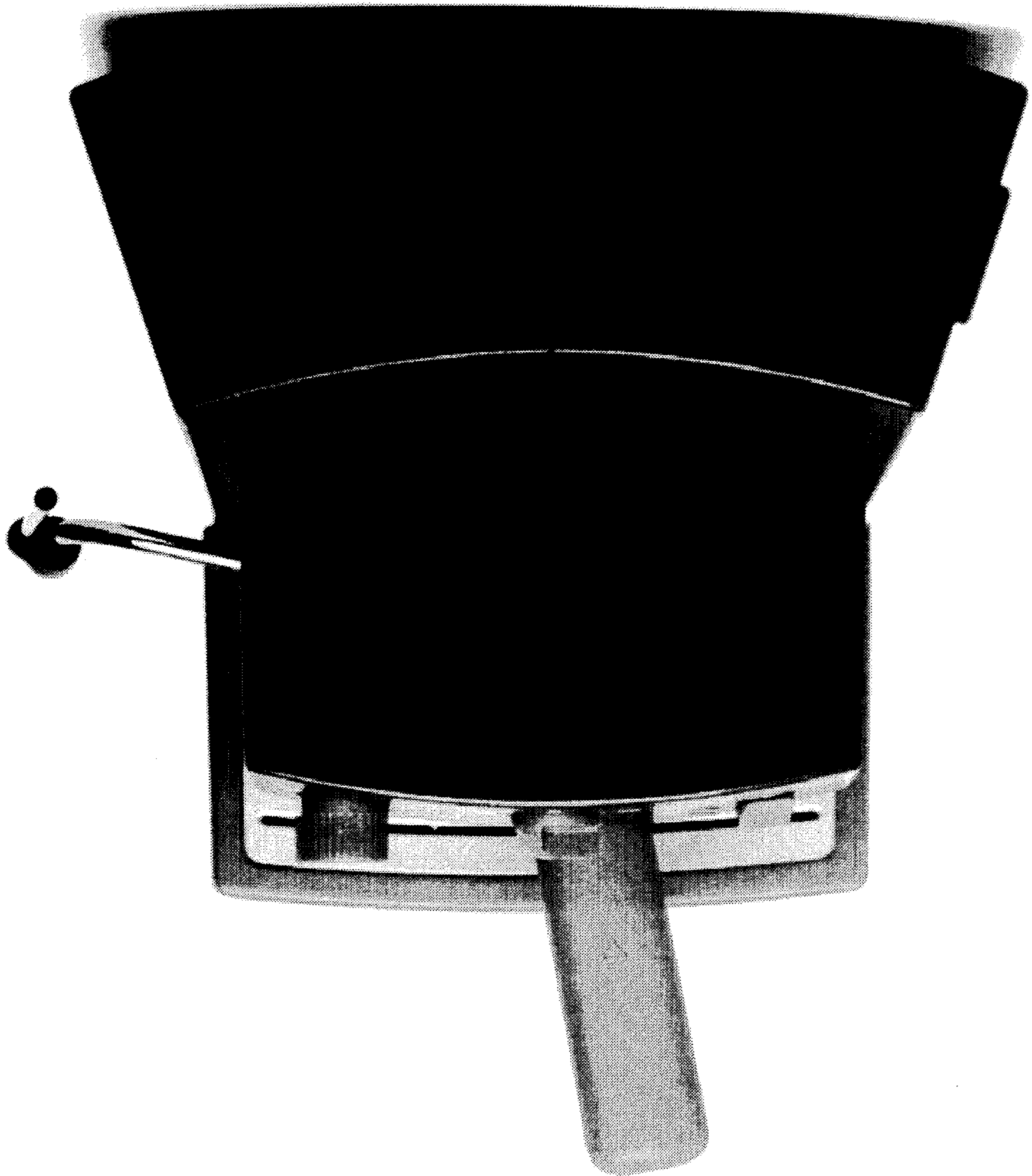


FIG. 6




FIG. 7