



US00D364298S

United States Patent [19] Phifer

[11] Patent Number: **Des. 364,298**

[45] Date of Patent: ****Nov. 21, 1995**

[54] **DISPENSING CABINET**

[76] Inventor: **Malcolm R. Phifer**, 604 Dixon Dr.,
Raleigh, N.C. 27609

[**] Term: **14 Years**

[21] Appl. No.: **29,822**

[22] Filed: **Oct. 18, 1994**

[52] U.S. Cl. **D6/515**

[58] Field of Search D6/515, 517, 518,
D6/520, 522-523; 206/233, 389, 391, 409;
221/33, 34, 45, 92, 123, 282; 222/129,
173; 242/560, 570; 312/34.1, 34.8, 34.23,
245

[56] **References Cited**

U.S. PATENT DOCUMENTS

D. 162,809	10/1951	Gay	D6/515
D. 312,178	11/1990	Fautley	D6/515
D. 331,074	11/1992	Dotterman et al.	D6/518 X
D. 334,498	4/1993	Romme et al.	D6/515
D. 347,344	5/1994	Schumaker	D6/515
1,083,196	12/1913	Daniel .	

2,433,587	12/1947	Wentworth	312/34.1 X
3,492,056	1/1970	Murray .	
3,826,361	7/1974	Heckrodt .	
4,408,811	10/1983	Richardson et al. .	
4,491,242	1/1985	Trinidad .	
5,013,099	5/1991	Styles et al. .	
5,170,957	12/1992	Carpenter .	

Primary Examiner—Brian N. Vinson
Attorney, Agent, or Firm—Richard C. Litman

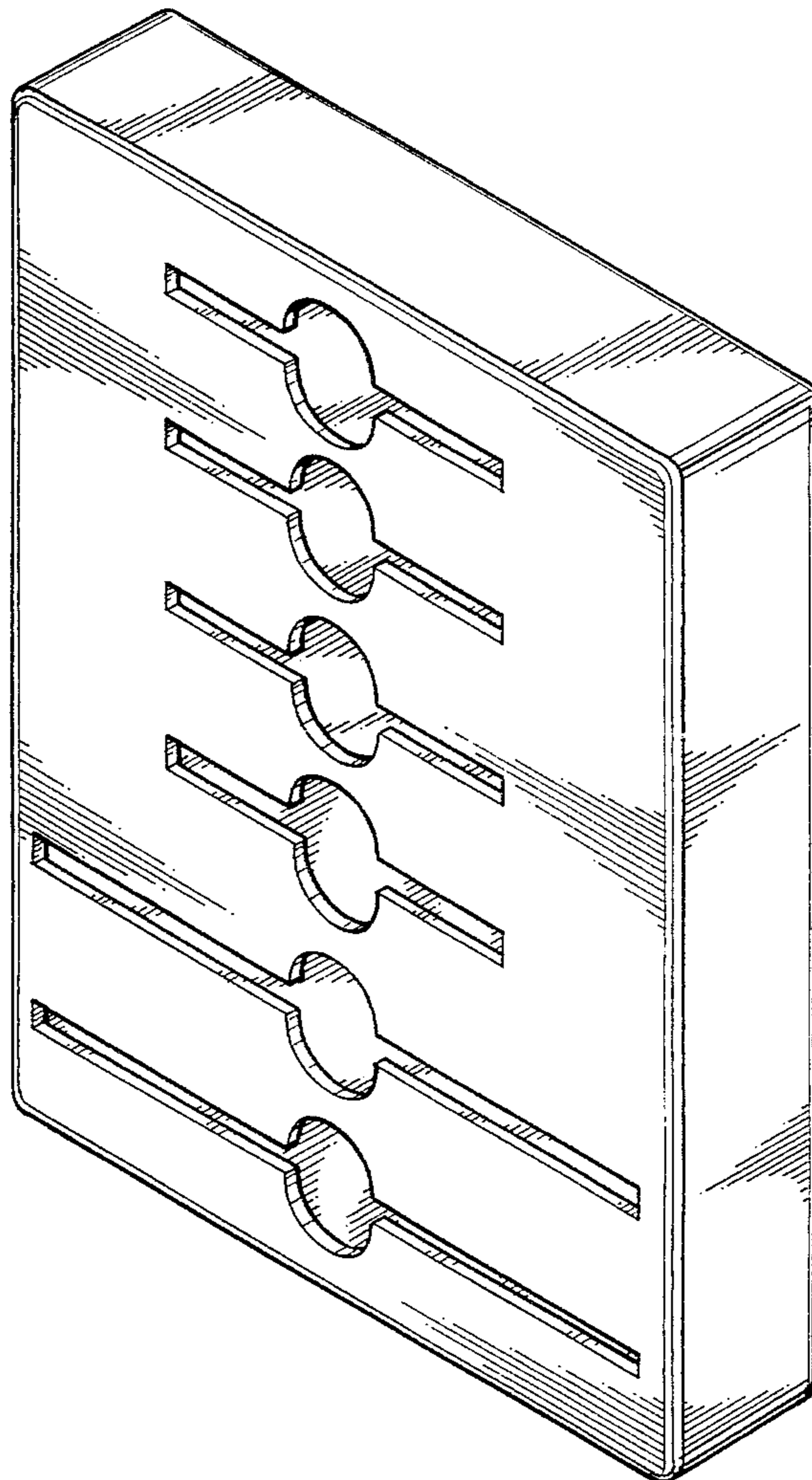
[57] **CLAIM**

The ornamental design for a dispensing cabinet, as shown and described.

DESCRIPTION

FIG. 1 is a perspective view of a dispensing cabinet showing my new design;
FIG. 2 is a front elevational view thereof;
FIG. 3 is a left side elevational view thereof, the right side being a mirror image;
FIG. 4 is a top view thereof; and,
FIG. 5 is a rear view thereof.
The bottom of the invention is plain and unornamented.

1 Claim, 3 Drawing Sheets



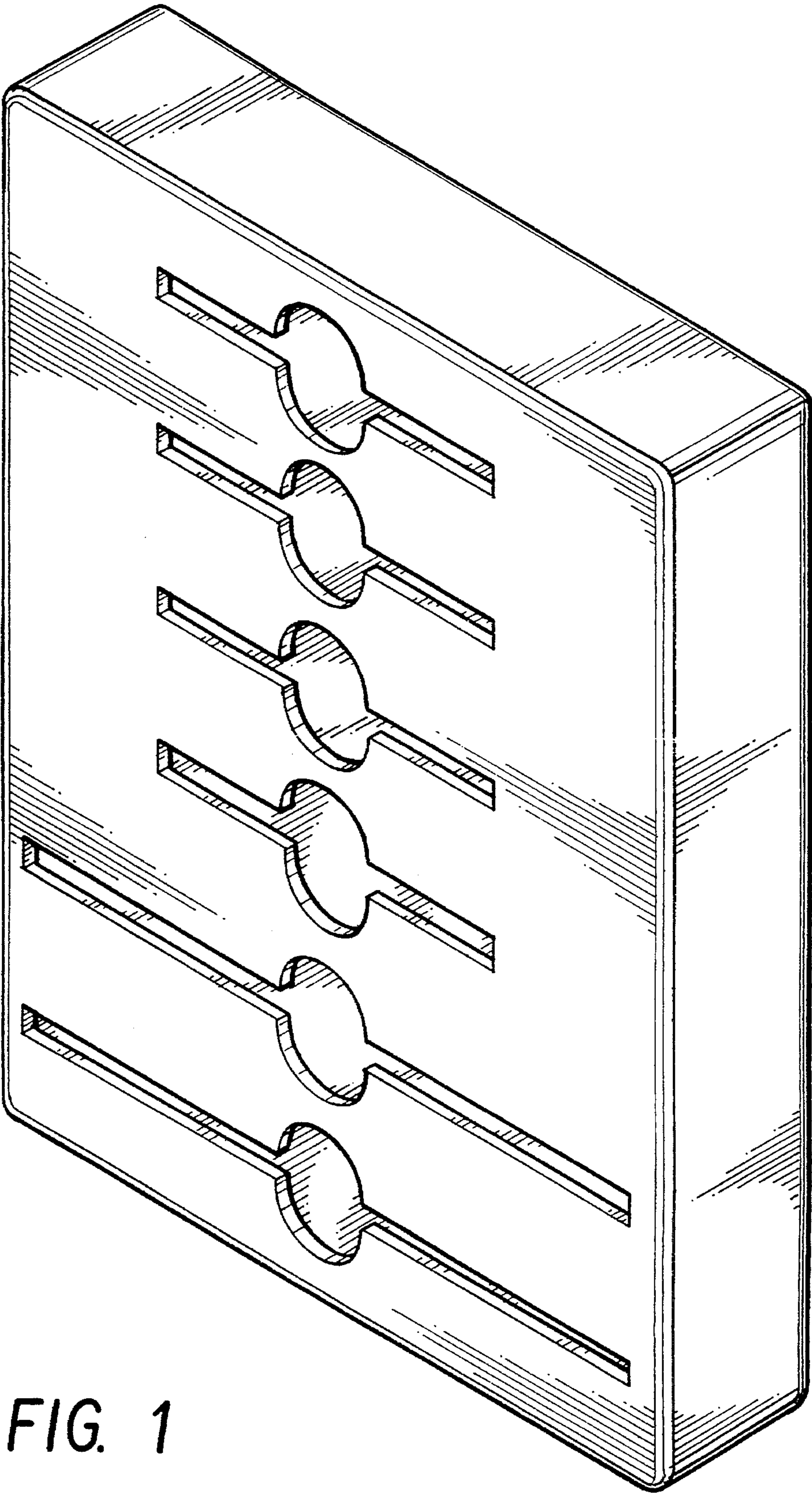


FIG. 1

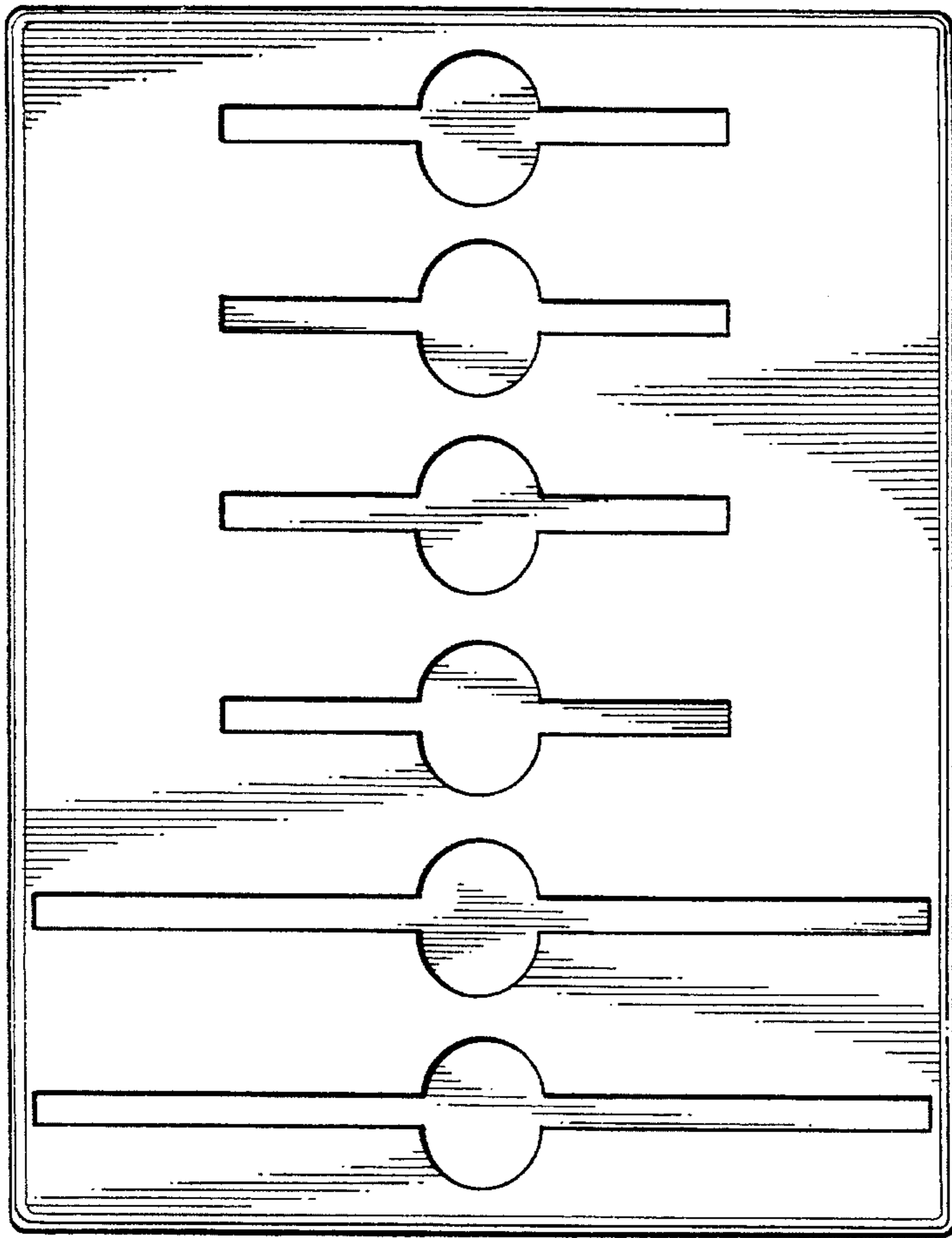


FIG. 2

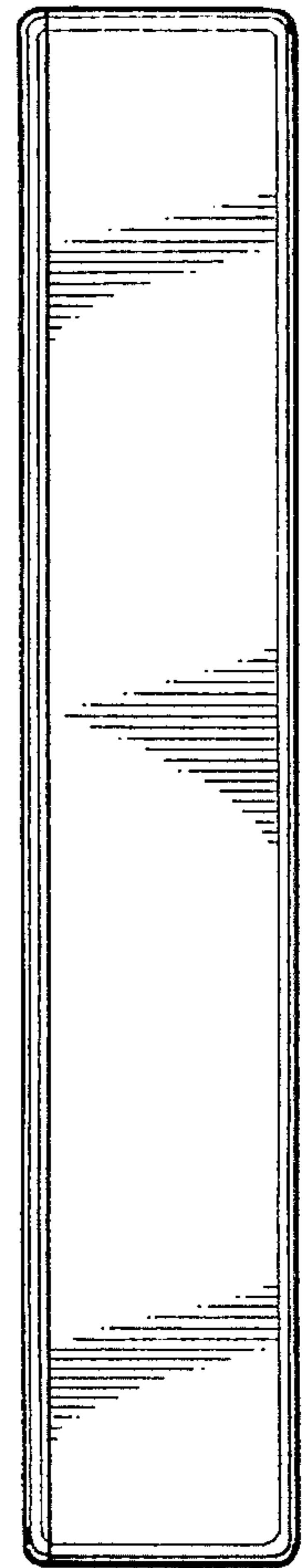


FIG. 3




FIG. 4

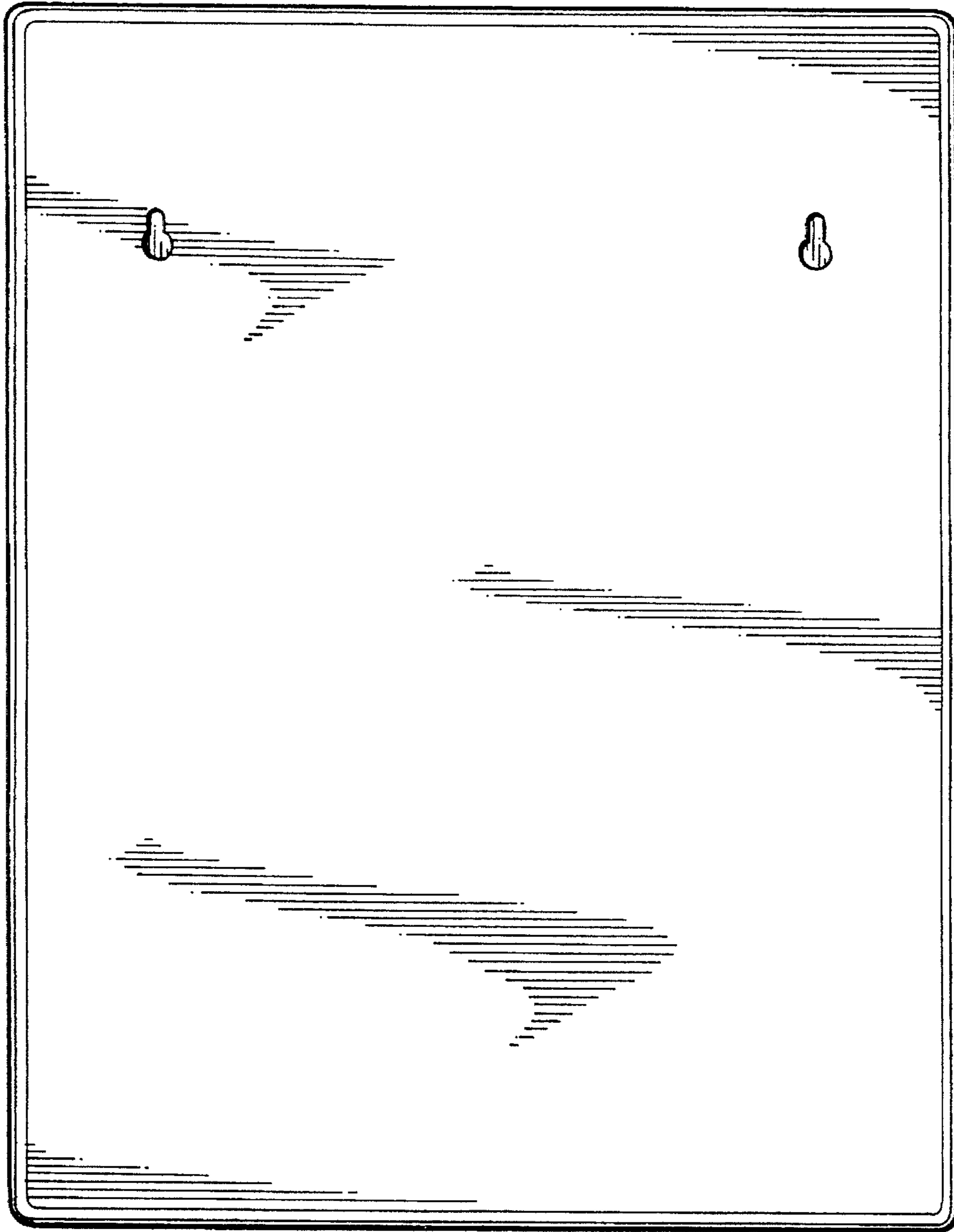


FIG. 5