



US00D364275S

United States Patent [19] Lewkowicz

[11] Patent Number: **Des. 364,275**

[45] Date of Patent: ****Nov. 21, 1995**

[54] **BRUSH**

[75] Inventor: **Martin Lewkowicz**, Upper Montclair, N.J.

[73] Assignee: **Ranir/DCP Corporation**, Grand Rapids, Mich.

[**] Term: **14 Years**

[21] Appl. No.: **28,424**

[22] Filed: **Sep. 14, 1994**

[52] U.S. Cl. **D4/119; D4/105**

[58] Field of Search D4/105-106, 119-120, D4/130-132, 134, 136, 138; 15/105-106, 110, 143.1, 159.1, 160, 167.1, 167.2, 167.3, 186-187

2,190,277 2/1940 Viragh 15/106
 2,206,542 7/1940 Arnold 15/106
 2,236,034 3/1941 Luce et al. 15/106
 2,464,321 3/1949 Konczal 15/167.1
 2,511,235 6/1950 Arwood 15/143.1
 3,732,973 5/1973 Crawford 15/167.1
 5,230,117 7/1993 Johnson et al. 15/106
 5,331,704 7/1994 Rosen et al. 15/167.1

Primary Examiner—A. Hugo Word
Assistant Examiner—Lavone D. Tabor
Attorney, Agent, or Firm—Price, Heneveld, Cooper, DeWitt & Litton

[57] CLAIM

The ornamental design for the brush, as shown and described.

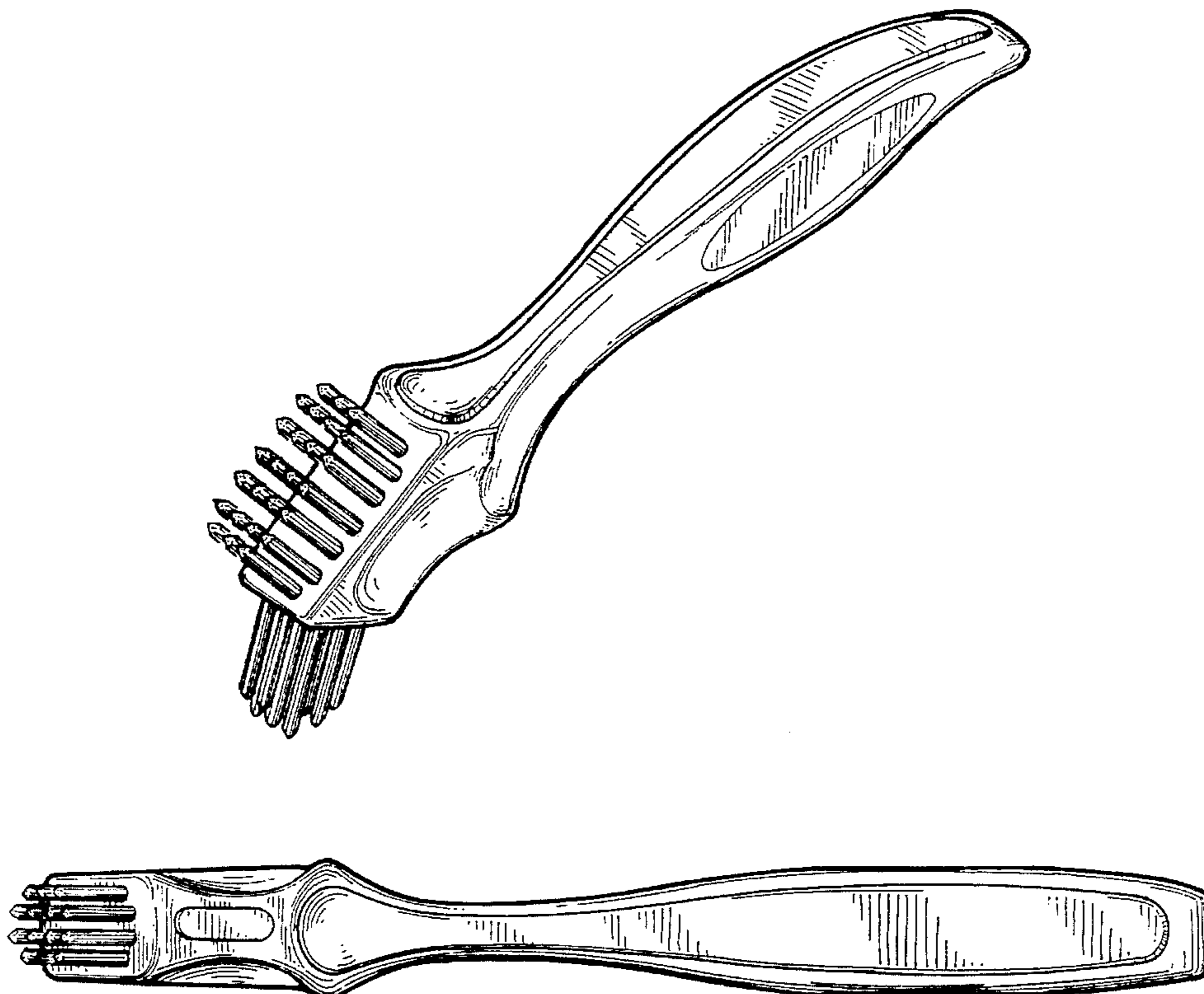
DESCRIPTION

FIG. 1 is a perspective view of a brush showing my new design;
 FIG. 2 is a top view thereof;
 FIG. 3 is a side elevational view of one side thereof;
 FIG. 4 is a bottom view thereof;
 FIG. 5 is an end elevational view of one end thereof;
 FIG. 6 is an end elevational view of the second end thereof;
 and,
 FIG. 7 is a fragmentary view thereof taken from the direction of line VII—VII in FIG. 3.
 The side elevational view of the second side thereof is a mirror image of FIG. 3.

[56] **References Cited**
 U.S. PATENT DOCUMENTS

D. 75,971	8/1928	Faubert et al.	D4/106
D. 96,749	9/1935	Hellonen	D4/104
D. 102,055	11/1936	Kirsten	D4/119
D. 128,681	8/1941	Reinold	D4/107
D. 213,669	4/1969	Miller	D4/106
D. 233,961	12/1974	Crawford	D4/105
D. 272,301	1/1984	Itoh	D4/105
D. 322,171	12/1991	Grunberg et al.	D4/105
D. 334,288	3/1993	Witzig-Jaggi	D4/104
335,345	2/1886	Estabrook	15/167.1
D. 347,736	6/1994	Schneider et al.	D4/104
1,696,433	12/1928	Faubert et al.	15/167.1

1 Claim, 2 Drawing Sheets



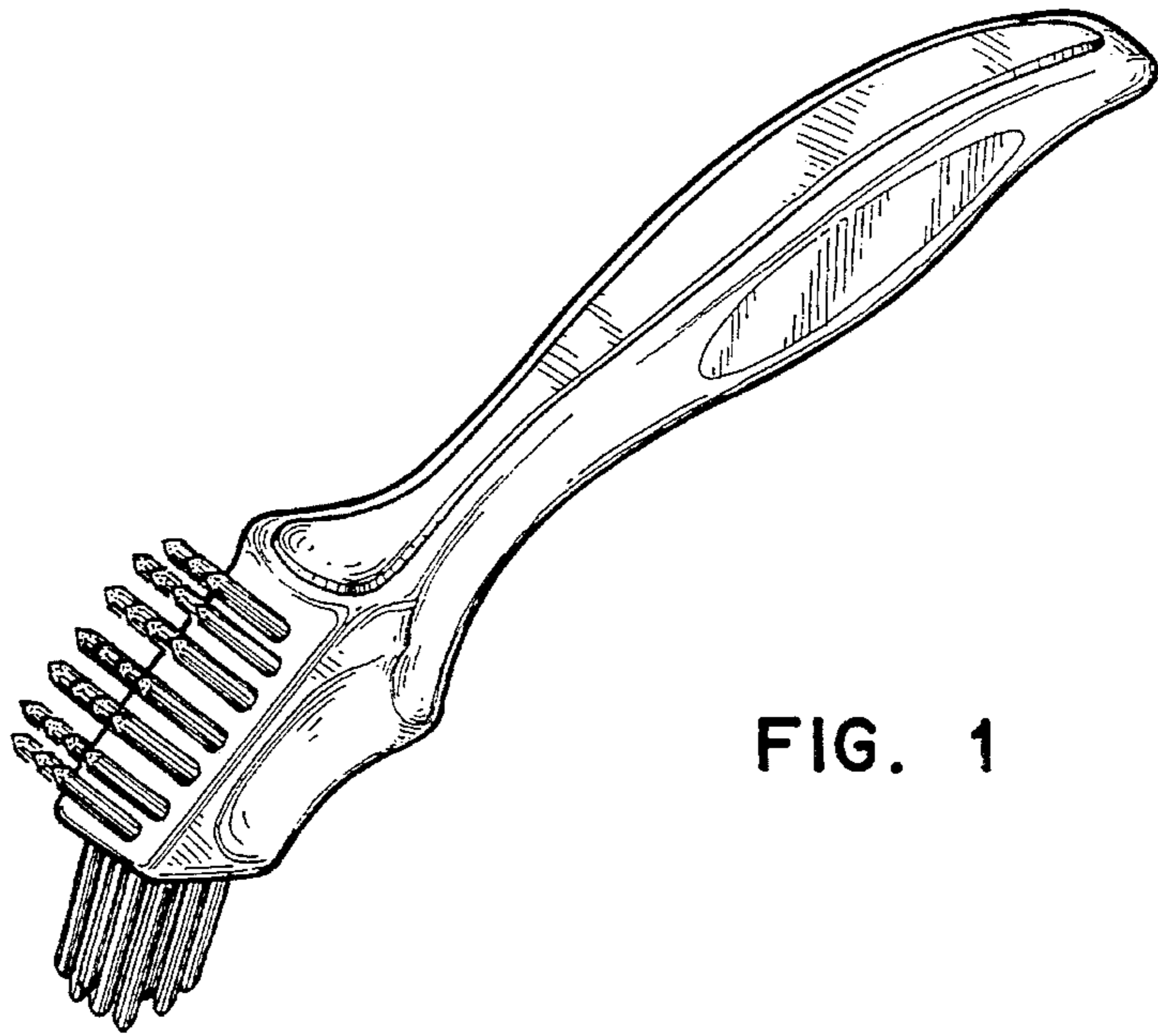


FIG. 1

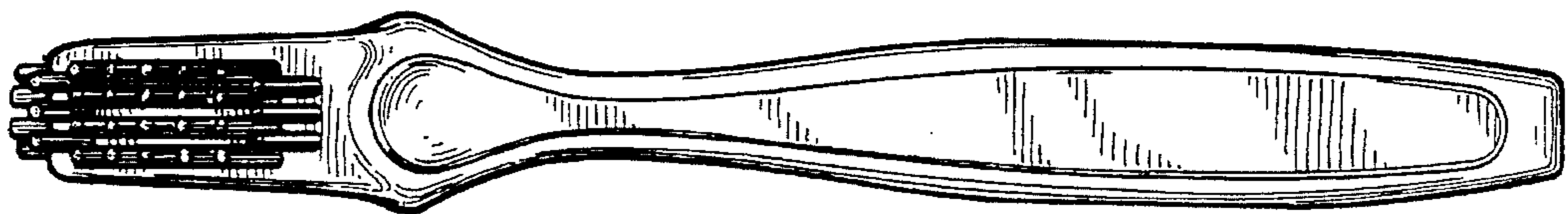


FIG. 2

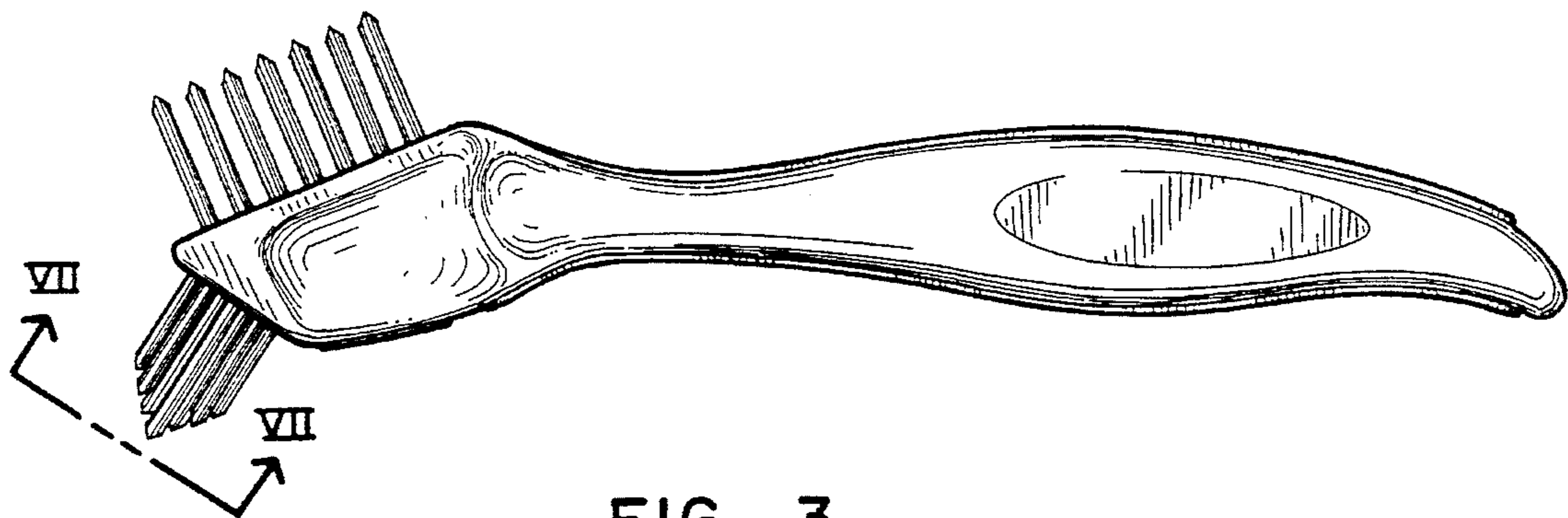


FIG. 3

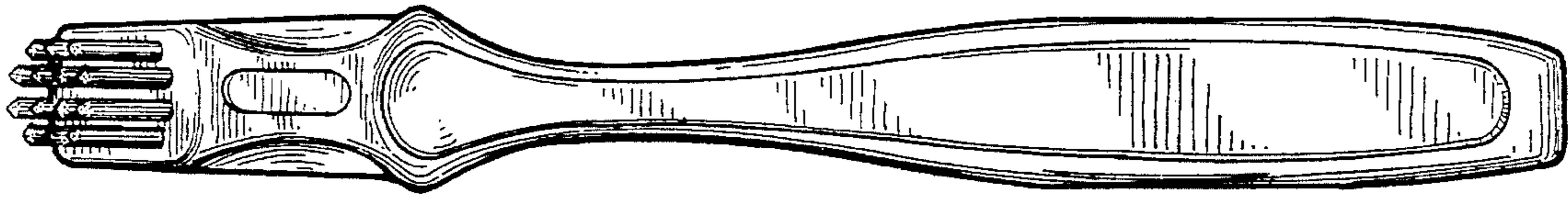


FIG. 4

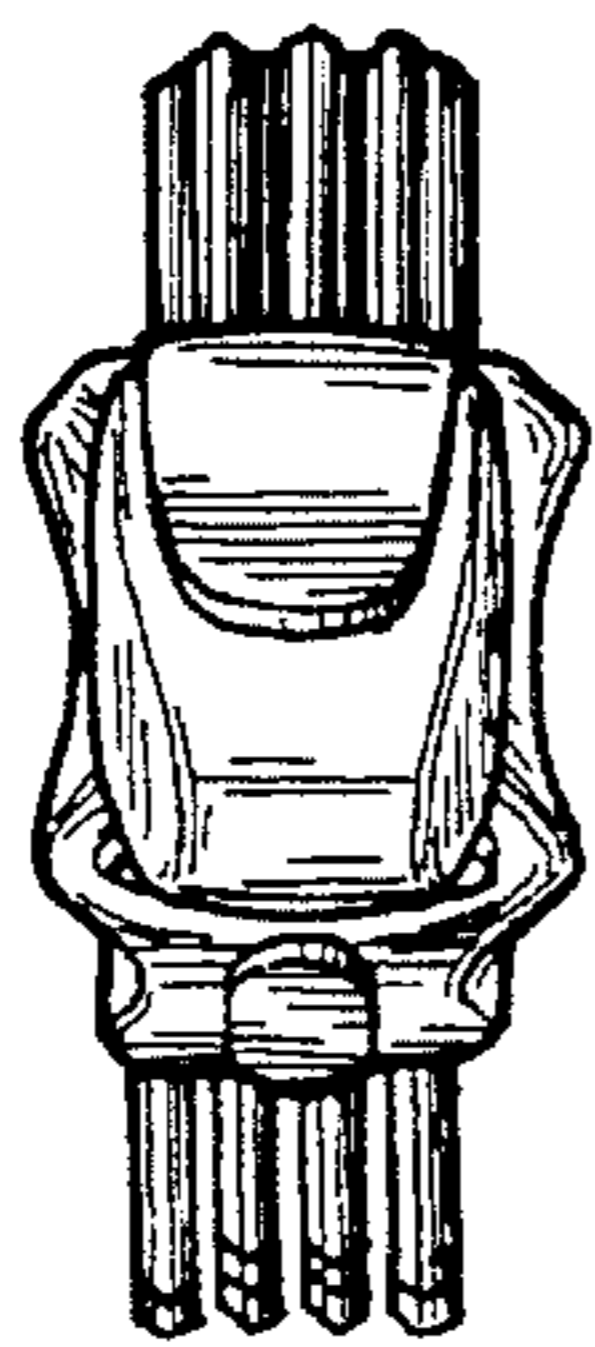


FIG. 6

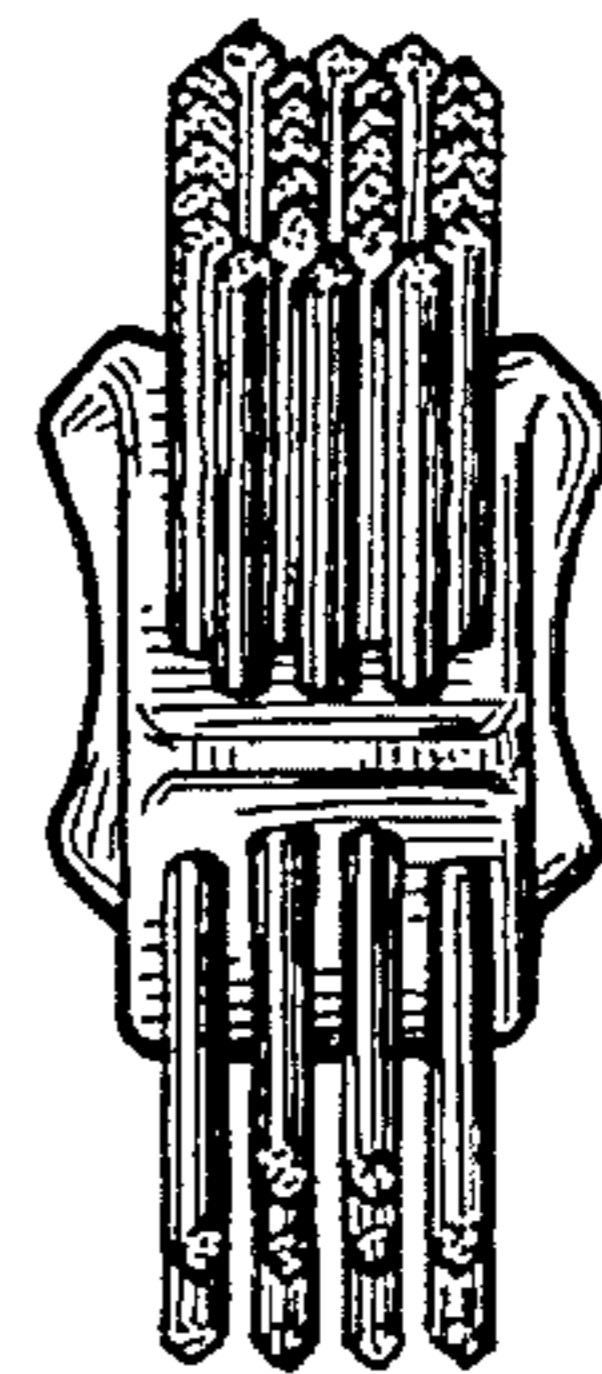


FIG. 5




FIG. 7